



# Cyble™ Sensor

Cyble technology for reliable water meter data transmission

Cyble communication modules have been designed to fulfil requirements of all water management utilities willing to remote read their water meters. As water meters are an important investment for utilities, all Itron water meters are pre-equipped considering actual or future evolutions towards remote reading technologies. Proven by several hundred thousand installed Cyble modules, this patented technology ensures reliable, remote counting.

## FEATURES & BENEFITS

The Cyble Sensor suits to various remote reading applications for residential, commercial and industrial uses. It provides:

- » LF output
  - Remote reading
  - Consumption recording
- » HF output
  - Flow analyses (datalogging)
  - Frequency/current conversion
  - Automatic control

## Cyble Compatibility

The Cyble Sensor is completely compatible with all Itron water meters equipped with the Cyble target.

- » It can be easily retrofitted and installed on meters already on the field.
- » With a few easy installation steps, the meter seal and protective cap do not need to be broken or dismantled.
- » Pre-equipment is identical for all pulse values.

## High Reliability

With the unique patented principle backflow and pulses are detected and compensated so that meter index and remote register are always identical. The integrity and reliability of this data is key for use in billing applications.

- » Magnetic tampering is impossible since the non-magnetic target is not influenced by an external magnet.
- » As the detection is by change of induction the unit can be operate in flooded pits.
- » It is designed to withstand harsh environments.
- » The Cyble Sensor is not sensible to pipe vibrations. Parasitic pulses do not disturb metering.
- » The Cyble Sensor complies with E.M.C. standards for protection against electromagnetic disturbances.

## Output Signals

- » LF (low frequency)
  - The LF output is the compensated output - backflow and pipe vibrations do not generate any pulses.

- The modules are factory-programmed with a K factor which, when multiplied by the HF signal, enables greater pulse weight values to be transmitted.

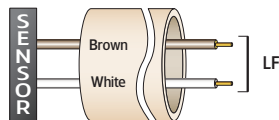
$LF = HF \text{ multiplied by } K$ $K = 1 / 2.5 / 10 / 25 / 100 / 1000$
---

- » HF (high frequency)
 

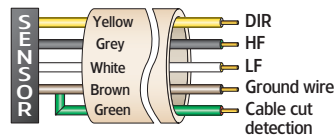
The HF signal detects the rotation of the Cyble target.  
 HF signal = 1 pulse per revolution.  
 It represents the smallest pulse weight that can be remotely transmitted.  
 It remains active whenever there is a flow, whatever the flow direction.
- » A DIR signal indicates that the HF signal corresponds to a flow of water in either the forward or reverse direction.
- » Cable cut; via a ground loop current, the condition of the cable can be monitored.

Version		2-wire	5-wire
LF signal		•	•
Cable cut detection		-	•
HF signal		-	•
Direction signal		-	•
Internal power supply (battery)		•	•
Signal output	Power supply	DC	DC
	Max. Current (mA)		100
	Max. voltage (V)		30
	Max. Power (W)		1
	Polarization	No	Yes
	Type	Open Collector	Open Collector
	Capacitance pF	600 (without cable**)	
Internal battery/Life time(*)	Yes, lithium battery/12 years - Not replaceable		
Length of moulded cable	5		
Number of conductors		2	5
Cable dimensions	6.6 x 2.3 round cable		
Conductor diameter	0.9		
Working temperature	-10/+55		
Storage temperature	-20/+55		
Protection	IP68		
E.M.C. standards	EN 50081-1, EN 50081-2, EN 50082-1, EN 50082-2		
(*) Under normal applications within the specified working temperature range.			
(**) Typical value = 100pF / meter			

## CONNECTIONS



» 2-wires



» 5-wires

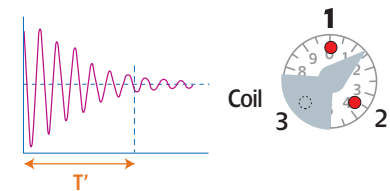
### Important Note:

the fast duration of the pulse does not allow to connect electro-mechanical relays

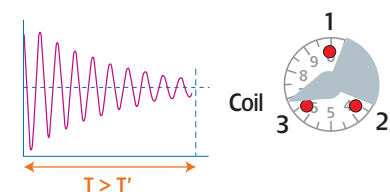


Pre-equipped register with the Cyble Target

## TARGET PRINCIPLE



Target present



Target absent

## SPECIAL FEATURES

### 2-wire

- No polarity to be observed.
- The signal is equivalent to a dry contact signal (e.g. reed switch).

### 5-wire

- Polarities must be observed for each output.
- All signals have a positive value in relation to 0 V (black).
- The HF output signals is present whenever there is flow in the meter, in either direction.
- The DIR output is off when the HF signal corresponds to the forward direction of the water.



Our company is the world's leading provider of smart metering, data collection and utility software systems, with over 8,000 utilities worldwide relying on our technology to optimize the delivery and use of energy and water.

To realize your smarter energy and water future, start here: [www.itron.com](http://www.itron.com)

For more information, contact your local sales representative or agency:

## ITRON WATER METERING

9, rue Ampère  
71031 Mâcon cedex  
France

**Phone:** +33 3 85 29 39 00

**Fax:** +33 3 85 29 38 58