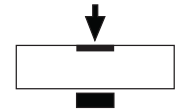


Model **RLC** Ring Torsion Load Cell

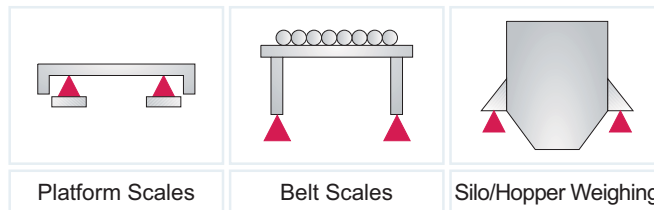


APPROVALS

	C4 $n_{lc} \leq 6000$ $Y \leq 28000$ $Z \leq 7500$
	B10 $n_{lc} \leq 10000$
	II2G EEx ib IIC T6/T4 or IIBD T70°C II3G EEx nA II T6/T4 or IIBD T70°C
	Factory Mutual System



APPLICATIONS



DESCRIPTION

The RLC is a low profile, high performance stainless steel ring torsion type load cell.

The fully welded construction and glass-to-metal cable-entry ensure that this product can be used successfully in harsh environments found in the food, chemical and allied process industries.

This product is suitable for small and medium platform scales, hoppers and process weighing.

This product meets the stringent Weights and Measures requirements throughout Europe and USA.

FEATURES

- Low profile, stainless steel construction
- Hermetically sealed, IP66/68
- Meets OIML R-60, 6000d and NTEP class IIIIL, 10000 divisions
- Outputs are matched to ensure easy and accurate parallel connection of multiple load cells
- ATEX certified versions are available for use in potentially explosive atmospheres
- 1100 Ohm bridge impedance
- Capacities: **250 → 10000 kg**

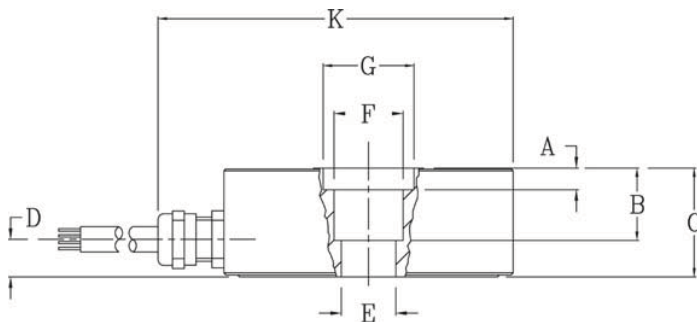
RLC SPECIFICATIONS

PARAMETER	VALUE			UNIT	
Standard Capacities (E _{max})	0.25, 0.5, 1, 2, 3.5, 5, 10			t	
Accuracy Class According to OIML R-60 / NTEP	Non-Approved	NTEP III	C3	C6	
Max. Number of Verification Intervals (n _{lc})		10000	3000	6000	
Minimum Verification Interval (V _{min} =E _{max} /Y)		--	E _{max} /10000	E _{max} /15000	
Minimum Verification Interval type MR		--	E _{max} /20000	E _{max} /28000	
Combined Error	0.0500	0.0200	0.0230	0.0115	±% FSO
Hysteresis			0.0167	0.0083	±% FSO
Minimum Dead Load Output Return*	0.0500	0.0250	0.0167	0.0083	±% applied load
Creep Error (30 Minutes)*	0.0600		0.0245	0.0123	±% applied load
Creep Error (20-30 Minutes)*	0.0200	0.0030	0.0053	0.0026	±% applied load
Temp. Effect on Min. Dead Load Output	0.0250	(0.0010)	0.0070	0.0045	±% FSO/5°C (°F)
Temp. Effect on Min. Dead Load Output MR			0.0035	0.0025	±% FSO/5°C (°F)
Temperature Effect on Sensitivity	0.0250	(0.0008)	0.0050	0.0025	±% applied load/5°C (°F)
Minimum Dead Load	0			%E _{max}	
Maximum Safe Overload	150			%E _{max}	
Maximum Safe Sideload	100			%E _{max}	
Deflection at E _{max}	0.10 ± 0.02			mm	
Excitation Voltage	5 to 15			V	
Maximum Excitation Voltage	30			V	
Rated Output (=S)	2 ± 0.1 (1.75 ± 0.1 for 0.25t, 2.05 ± 0.1 for 10t)			mV/ V	
Output Accuracy for multiple LC systems	0.02			±%mV/ V	
Zero Balance	= ± 1.0 (1.5 for 0.25 and 10t)			±% FSO	
Input Resistance	1110 ± 50 (1100 ± 50 for 0.25 and 10t)			Ω	
Output Resistance	1025 ± 25 (1025 ± 50 for 0.25 and 10t)			Ω	
Insulation Resistance	≥ 5000			MΩ	
Compensated Temperature Range	-10 to +40			°C	
Operating Temperature Range	-30 to +70			°C	
Storage Temperature Range	-50 to +80			°C	
Element Material (DIN)	Stainless Steel 1.4542				
Sealing (DIN 40.050 / EN 60.529)	IP66 and IP68				
Recommended Torque on Fixation Bolts	12 to 14			Nm	

* Applies for the temperature range -10 to +40 °C

FSO: Full Scale Output

OUTLINE DIMENSIONS



Capacity (t)	0.25, 0.5, 1	2, 3.5, 5	10
A	1.0	6.0	-
B	15.0	20.0	14.8
C	25.0	30.0	35.0
D	9.5	8.5	10.0
E	M10	15 H7	Ø24.9
F	Ø19	Ø19	Ø29.1
G	Ø25	Ø25	-
H	M6 (3X120°) 8 Deep		
I	Ø70	Ø70	Ø83
J	Ø80	Ø80	Ø95
K	97.5	97.5	112.5

Note: Dimensions in millimeters

Cable specifications:

Cable length: 3m for 0.25 - 1t
5m for 2 - 10t
Excitation + Pink
Excitation - Grey
Output + Brown
Output - White

Cable screen is connected to load cell body.

REVERE TRANSDUCERS EUROPE B.V.
Ramshoorn 7
Postbus 6909, 4802 HX Breda
The Netherlands
Tel: (+31) 76-5480700
Fax: (+31) 76-5412854
E-mail: info@revere.nl
www.revere.nl

Rabbit Control Systems
Automation & Control Engineering



803, Riqqa Palace Building
Al-Maktum Ave. opposite Deira Etisalat
P.O.Box 181802 Dubai, UAE
Tel: +9714 - 2270081
Fax: +9714 - 2239962
E-mail: rcsc@eim.ae
www.rcs-co.com