


GENERAL CHARACTERISTICS

Instruments operate by a spring-supported paddel with magnetic triggering of a micro switch.

- * good repeatability
- * low pressure loss
- * dirt resistant
- * hermetic separation of electrical and hydraulic components
- * high switch capability



Female thread G3/8 to G2 brass/stainless steel



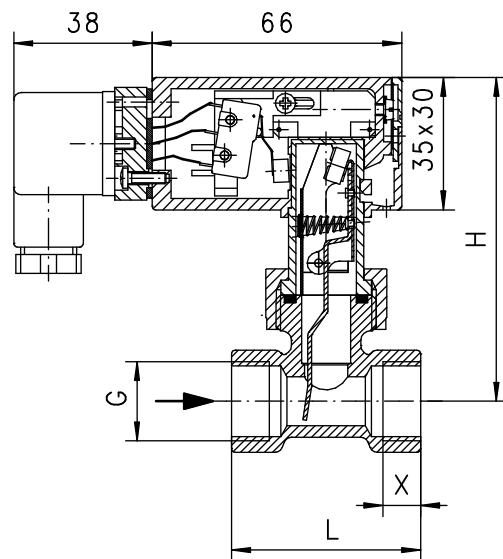
UM3K-015GM065

TECHNICAL DATA

	G	Type	PN bar	Qmax. recom. l/min H ₂ O	adjustable range l/min H ₂ O	H mm	L mm	X mm	weight kg
brass	G 3/8	UM3K-010GM055	25	10	4 - 5.5	87	50	10	0.35
	G 1/2	UM3K-015GM070	25	20	5.5 - 7	87	50	10	0.35
	G 3/4	UM3K-020GM100	25	40	7.5 - 10	88	50	12	0.35
	G 1	UM3K-025GM180	25	60	14 - 18	92	50	12	0.40
	G 1 1/4	UM3K-032GM300	25	80	22 - 30	96	50	12	0.55
	G 1 1/2	UM3K-040GM500	25	100	37 - 50	99	50	12	0.60
	G 2	UM3K-050GM930	25	150	67 - 93	108	50	12	1.00
stainless steel	G 3/8	UM3K-010GK055	25	10	4 - 5.5	87	50	10	0.40
	G 1/2	UM3K-015GK070	25	20	5.5 - 7	87	50	10	0.41
	G 3/4	UM3K-020GK100	25	40	7.5 - 10	88	50	12	0.35
	G 1	UM3K-025GK180	25	60	14 - 18	92	50	12	0.45
	G 1 1/4	UM3K-032GK300	25	80	22 - 30	96	50	12	0.55
	G 1 1/2	UM3K-040GK500	25	100	37 - 50	99	50	12	0.70
	G 2	UM3K-050GK930	25	150	67 - 93	108	50	12	1.00

Adjustable range is indicated for horizontally decreasing flow.

tolerance ±15% of full scale
 media temperature max. 110°C
 average pressure loss 0.01bar at Qmax.
 hysteresis depending on switch value
 minimum 0.7 l/min.

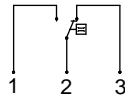


MATERIALS

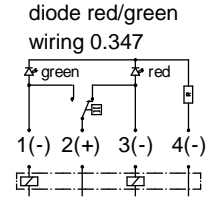
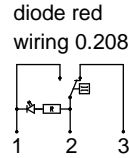
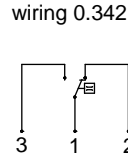
	UM3K-...GM	UM3K-...GK
housing	brass Ms58 nickel plated	stainless steel 1.4305
body	brass Ms58 nickel plated	stainless steel 1.4571
paddle	stainless steel 1.4301 ; 1.4571	stainless steel 1.4301 ; 1.4571
spring	stainless steel 1.4310	stainless steel 1.4310
magnet	oxyd 300	oxyd 300
seal	NBR	viton

ELECTRICAL DATA

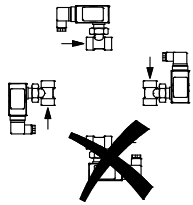
micro switch - wiring 0.371 change over
250 V AC 5 A
plug DIN 43650-A
protection class IP 65



OBASIC
Programme
options

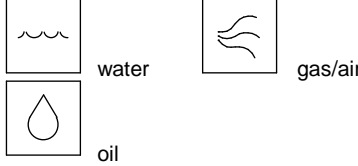


MOUNTING POSITION



Installation position may influence switch value.

METERING SUBSTANCES



NOMENCLATURE

For combinations see table "technical data"

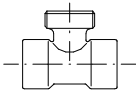
UM3K-	10	G	M	055		basic type
	10				●	specification
	15				●	DN 10 - G3/8
	20				●	DN 15 - G1/2
	25				●	DN 20 - G3/4
	32				●	DN 25 - G1
	40				●	DN 32 - G1 1/4
	50				●	DN 40 - G1 1/2
		G			●	DN 50 - G2
			M		●	female thread
			K		●	brass design
				055	●	stainless steel design
				070	●	4 - 5.5 l/min
				100	●	5.5 - 7 l/min
				018	●	7.5 - 10 l/min
				300	●	14 - 18 l/min
				500	●	22 - 30 l/min
				930	●	37 - 50 l/min
					○	67 - 93 l/min
Programme option					○	wiring 0.208 - diode red integrated in plug DIN 43650-A
BASIC					○	wiring 0.347 - diode red/green integrated in plug DIN 43650-A
					○	wiring 0.342
					○	gold-plated micro switch 125 V AC / 30 V DC / 100mA
Special option					□	setting / adjustable ranges for oil or gas
VARIO					□	contact for locking plug M12x1, 4-pole
					□	minimal flow range

IMPORTANT FOR YOUR ORDER

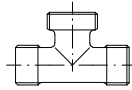
- Please indicate flow direction, metering substance and adjustable range with your order.
- With viscous liquids please indicate viscosity, temperature and metering substance (adjustable range on request)
- With gaseous media indicate pressure (relative or absolute), temperature and metering substance (adjustable range on request)

HONSBERG COMBINATION SYSTEM

connection types for UM3K



female thread
brass
stainless steel



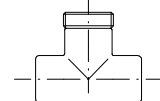
male thread
brass
POM



**welding, soldering
glue socket**
brass, stainless steel, PVC



solder fitting
copper



glue fitting
PVC

All technical changes reserved

IBASIC Standard ○BASIC Programme option □VARIO Special option ⊕ PLUS Accessories ✗ not recommendable