



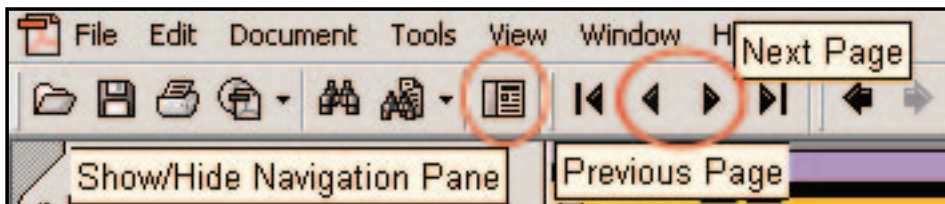
## Adobe Acrobat Viewing Tips

Following are a few simple tips for viewing documents in Acrobat Reader. For full instructions on how to use Acrobat Reader, consult the Help menu within the Acrobat Reader program.

Note: this document appears in 2-page spreads, similar to the actual Caplugs product catalog.

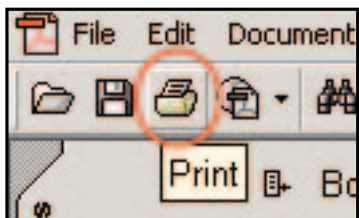
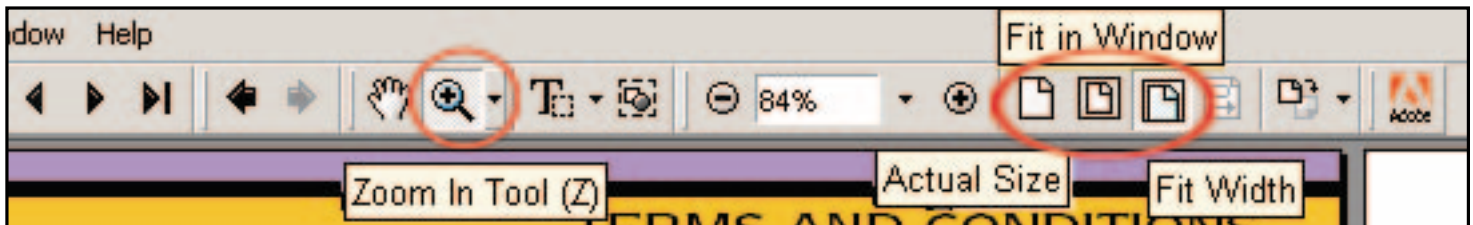
### Moving through document

- Utilize the “Table of Contents” or “Index by Series” bookmarks on the left side of the page to jump directly to any page.
- Use the scroll bar on the right to scroll through document pages
- Arrow buttons for next page, previous page, etc. (see below)
- Click button to show/hide left navigation or bookmarks (see below)




### Resizing viewing area

- Click on the View menu bar and select a different view size, such as: Zoom In/Out, Fit in Window, Actual Size, etc.
- Click on buttons for Actual Size, Fit in Window (see below)
- Click on zoom tool to enlarge or reduce a section (see below)



### Printing

- Click on the File menu bar and select Print, or click on the Print button in the tool bar (see left).
- **IMPORTANT: Be sure to select Current Page if you want to print only the page being viewed, or the entire catalog will print by default**





# Caplugs®

We've got everything covered.™

## PRODUCT PROTECTION CATALOG

Caps Plugs Wraps Edge Liners Netting Tubing

# PRODUCT PROTECTION CATALOG

## Table of Contents

Index by Caplugs Series .....	This page
Free Samples .....	1
Caplugs Selector Guide .....	2-8
Terms and Conditions .....	9
Custom Capabilities .....	10-11
Material Specifications .....	12
Material Selection by Temperature .....	13
Military NAS Specifications	
Reference .....	14
Color Options Chart .....	15
We've Got Everything Covered .....	16

Web Site .....	16
Doing Business with Caplugs .....	17
Plant and Customer Service Facilities .....	18
Product Introduction .....	19
Product Descriptions and Specifications:	
<b>CAPS</b>	
Non-Threaded .....	20-53
Vinyl .....	54-85
Threaded .....	86-89
<b>PLUGS</b>	
Non-Threaded .....	90-119
Vinyl .....	120-121
Threaded .....	122-131

<b>EDGE LINERS &amp; GROMMETS</b> ....	132-135
<b>WRAPS &amp; DISCS</b> .....	136-139
<b>NETTING</b> .....	140-143
<b>TUBING/PACKAGING</b> .....	144-149
<b>TUBING</b>	
Tubing Cap/Plug Selection Chart .....	146-147
<b>ELECTRONICS</b>	
Connector Caps .....	42-47
Telephone Jack Plugs .....	102-103
Connector Plugs .....	112-113
Conductive Edge Liners .....	132-133
Sample Request Card ...	Back Cover Insert
Contact Information .....	Back Cover

## Index

Series	Page
ADP Metal Plugs .....	128-129
AFO Metal Plugs .....	128-129
AN Vinyl Hex Caps .....	84-85
ASC Metal Caps .....	86-87
ASP Metal Plugs .....	128-129
BP Button Plugs .....	114-115
BPF Button Plugs .....	114-115
BSP Plugs (British Std. Threads) .....	128-129
CBC Caps .....	38-39
CBW Web Netting .....	142-143
CC Series .....	52-53
CCF Furniture Glides .....	118-119
CD Caps .....	86-87
CEC Conductive Caps .....	42-43
CEG Conductive Edge Liners .....	132-133
CEP Conductive Plugs .....	112-113
COF Glides .....	52-53
CON Containers .....	148-149
CPT Center-Pull Tab Plugs .....	98-99
CSW Cylinder Sleeve-Web® .....	142-143
DCC Caps .....	44-45
DCF Connector Caps .....	46-47
DP Conductive Caps .....	44-45
DP Conductive Plugs .....	112-113
DR Ding Ring Wrap-Arounds .....	138-139
EC Caps .....	30-31
ECP Ergo Pull tabs .....	108-109
EGL Edge Liners .....	132-133
EMC Caps .....	44-45
EP Plugs .....	102-103
ETV Plugs .....	100-101
EZ Vinyl Caps .....	58-59
FC Caps .....	34-35
FCO Caps .....	30-31
FCR Finishing Caps .....	50-51
FF Flange Covers .....	48-49
FP Finishing Plugs .....	116-117
GC Grease Caps .....	38-39
GRO Grommets .....	134-135
HC Hose Caps .....	30-31
HSF Split-Flange Caps .....	48-49
J Tear-Tab Caps (Pipe Thread) .....	36-37
JS Tear-Tab Caps (Straight Thread) .....	36-37
K Plugs .....	104-105
L Lift-Tab Plugs .....	98-99

Series	Page
MDC Connector Caps .....	46-47
MDG Masking Discs .....	136-137
MDK Masking Discs .....	136-137
MJ Tear-Tab Caps .....	36-37
MJS Tear-Tab Caps (Metric Thread) .....	36-37
MS Vinyl Hex Caps .....	84-85
MSP Plugs (Metric Thread) .....	126-127
MTB Masking Tape .....	136-137
MTG Masking Tape .....	136-137
MTK Masking Tape .....	136-137
MTS Masking Tape .....	138-139
P Threaded Plugs .....	122-123
PC Pipe Caps .....	88-89
PD Plugs .....	126-127
PDE Plugs .....	124-125
PDF Plugs .....	126-127
PDI Plugs .....	124-125
PDO Plugs .....	124-125
PIP Plugs .....	116-117
PIP-TAB Plugs .....	116-117
PM Net Sheet .....	142-143
PSC Paper Straight Caps .....	38-39
PTC Paper Tapered Caps .....	38-39
PTP Paper Tapered Plugs .....	102-103
RC Caps .....	34-35
RCL Caps .....	34-35
RER Furniture Glides .....	118-119
RH Raised Head Screw Caps .....	50-51
RHW Washers .....	50-51
RJ Telephone Jack Plugs .....	102-103
RP Plugs .....	130-131
RPO Plugs .....	130-131
RPO-M Plugs (Metric Thread) .....	130-131
SC Sleeve Caps .....	32-33
SEC Static Dissipative Caps .....	42-43
SEP Static Dissipative Plugs .....	112-113
SF Split-Flange Caps .....	48-49
SFC Silicone Flange Caps .....	40-41
SFL Plugs .....	110-111
SFP Split-Flange Covers .....	104-105
SH Socket Screw Caplugs .....	108-109
SPP Silicone Rubber Pull Plugs .....	110-111
SQR Furniture Glides .....	118-119
SRC Silicone Rubber Caps .....	40-41
SRP Silicone Rubber Tapered Plugs .....	108-109

Series	Page
STC Snap-to-Connect Plugs .....	106-107
STP Shallow Tube Plugs .....	104-105
SW Sleeve-Web® .....	140-141
SWP Plugs .....	110-111
T Tapered Caps .....	20-23
T Tapered Plugs .....	90-93
TE Tube End Plugs .....	106-107
TES Tamper-Evident Seals .....	134-135
TE-TAB Tube End Plugs .....	106-107
TP Vinyl Plugs .....	120-121
TRC Tubing .....	146-147
TRO Tubing .....	144-145
TV Tapered Caps .....	28-29
TV Tapered Plugs .....	100-101
UTP Plugs .....	130-131
VAC Vinyl Angle Caps .....	82-83
VAS Vinyl ASA Flange Covers .....	68-69
VC Vinyl Caps .....	54-57
VCF Vinyl Caps (with flange) .....	64-67
VF Vinyl Flange Covers .....	68-69
VFC Vinyl Caps .....	60-61
VFE Vinyl Caps .....	58-59
VGR Vinyl Grips .....	78-79
VHC Vinyl Hanger Caps .....	80-81
VHF Vinyl Hanger Tips (flat) .....	80-81
VHG Vinyl Hanger Grips .....	78-79
VHR Vinyl Hanger Tips (round) .....	80-81
VIF Vinyl "I" Metal Frame Caps .....	82-83
VMF Vinyl Metal Frame Caps .....	82-83
VNG Vinyl Nubbed Grips .....	78-79
VOR Vinyl O-Rings .....	76-77
VRF Vinyl Rectangular Caps & Grips (flat end) .....	74-75
VRR Vinyl Rectangular Caps & Grips (round end) .....	76-77
VSC Vinyl Square Caps .....	72-73
VSE Vinyl Square End Caps .....	72-73
VSR Vinyl Snap Ring Flange Covers .....	70-71
VTP Vinyl Plugs .....	120-121
VVC Vinyl Vent-A-Cap™ .....	62-63
W Tapered Caps .....	26-27
W Tapered Plugs .....	96-97
WW Tapered Caps .....	24-25
WW Tapered Plugs .....	94-95
WWX Tapered Caps .....	26-27
WWX Tapered Plugs .....	96-97

### Functional Product Groups for Reference

High Temperature Masking Series .....PTC, PTR, PSC, SRC, SFC, SFL, SRP, SPR, SWP, MTG, MTB, MTK, MTS, MDG, MDK and many vinyl series are available in HiTemp vinyl

Static Protection Series.....SEC, SEP, DCC, DCF, DP, EMC, CEC, CER, CEG, MDC, RJ

Finishing Part Series.....BR, BPF, FP, FCR, RH, SH

Furniture Glides Series.....COF, SQR, RER, CCF

Flat Faced O-Ring Series.....AFO, FCO, PDF

## Free Samples

Try before you buy. Any Caplugs product is available for trial at no cost to you. In fact, we encourage you to sample our product for size and application before ordering in any quantity. Samples are available on all standard catalog items. To order the Caplugs product you

would like to sample, just select the Caplugs No. of any part listed in this catalog. Use one of the reply cards attached to the inside back cover. Just fill in the "FREE Caplugs Samples" reply card and mail it to us. If you need your samples immediately, there are four

quicker response mechanisms:

- Fax the message side of the reply card to 716-874-1680
- Call toll free at 888-CAPLUGS
- E-mail us at [sales@caplugs.com](mailto:sales@caplugs.com)
- Order your samples on our Web site at [www.caplugs.com](http://www.caplugs.com)

### CAPS

Our caps fit over threads, fittings and more; tapered caps protect tubing and threaded or machined parts; threaded caps protect flared or flareless fittings, O-ring ports, pipe fittings and tube ends; non-threaded caps protect hydraulic fittings.

**FREE Sample Caps Kit**



### PLUGS

Our plugs protect the insides of fittings, female threads and more; tapered plugs protect tubing and threaded or machined parts; threaded plugs protect flared or flareless fittings, O-ring ports, pipe fittings and tube ends; non-threaded plugs protect hydraulic fittings and threaded connectors.

**FREE Sample Plugs Kit**



### TUBING

ClearView® plastic tubing provides reliable protection for packaging, shipping, storing or displaying your product. Our tubing provides the same clearness as acrylic or glass, minimizes scratching, features cleaner and straighter edges, and offers flexibility and impact resistance. Tubing is available in custom diameters and lengths.


**FREE Sample Tubing Kit**



### WRAPS

Protective tapes and discs are designed to mask during painting, plating, powder coating, anodizing and other finishing applications. These silicone and polyester materials can handle intermittent temperatures as high as 600°F (316°C).


**FREE Sample Wraps Kit**



### EDGE LINERS

Edge liners offer protection from sharp edges and openings in sheet metal. Grommets are available to protect electrical insulation, hoses and cables installed through holes punched in metal.

**FREE Sample Edge Liners Kit**



### NETTING

Sleeve-Web® plastic netting comes in tubes to protect smooth, threaded or cylindrical parts, and in sheets for flat, irregular or nesting parts. A special series is also available for compressed air cylinders and bottles.

**FREE Sample Netting Kit**

**See Caplugs Selector Guide on pages 2-8.**

**Custom samples are available. See pages 10-11.**



# CAPPLUGS SELECTOR GUIDE

## Caps

Capplugs offers a complete line of caps designed to protect virtually any product for virtually any application. These caps are manufactured from a variety of materials including low and high density polyethylene, silicone rubber, paper and vinyl. Your FREE Sample Kit represents many of the following types of caps:

### Threaded

Plastic and metal screw-on caps provide protection for externally threaded parts, flared and flareless fittings, and tube ends.



**ASC SERIES**  
Aluminum caps seal flared fittings  
Pages 86-87



**CD SERIES**  
Plastic caps for tubing and flared fittings  
Pages 86-87



**PC SERIES**  
Caps for pipe end protection  
Pages 88-89

### Non-Threaded (Tapered or Straight)

These caps are ideal for capping threaded and non-threaded parts as well as for providing masking protection. They're easy to slip on and off, while maintaining a secure fit for product protection.

#### Tapered

Tapered caps are used to protect a wide variety of tubing and threaded or machined parts and ports from dust, moisture and impact damage. These caps also act as masking protection for painting, plating, powder coating, and anodizing operations.



**GC SERIES**  
Color coded grease fitting caps with tether  
Pages 38-39



**J SERIES**  
Tear-tab caps for NPT pipe threads  
Pages 36-37



**MJ SERIES**  
Tear-tab caps for tapered metric threads  
Pages 36-37



**PTC SERIES**  
Tapered paper caps  
Pages 38-39



**T SERIES**  
Tapered body gives snug fit as cap  
Pages 20-23



**TV SERIES**  
Flexible tapered injection molded vinyl cap provides snug fit  
Pages 28-29



**W SERIES**  
Wide flange protects adjacent machined surfaces  
Pages 26-27



**WW SERIES**  
Wide, thick flange prevents "force-through"  
Pages 24-25



**WWX SERIES**  
Extra-wide, thick flange for extended visibility  
Pages 26-27

#### Straight

Straight caps are designed to provide snug fitting product protection and easy application and removal.



**CBC SERIES**  
Coaxial cable connector caps  
Pages 38-39



**CC SERIES**  
Flange covers for air craft engine intake manifolds  
Pages 52-53



**CEC SERIES**  
Conductive caps for dissipating electrostatic charge and providing electrical shield over ends of threaded and non-threaded connectors  
Pages 42-43

### Straight (cont.)



**DCC SERIES**  
For static dissipative and conductive protection of D-subminiature rectangular connectors  
Pages 44-45



**DCF SERIES**  
For static dissipative and conductive protection of D-subminiature connectors with flared shells  
Pages 46-47



**DP SERIES**  
Conductive caps to dissipate electrostatic charges and provide mechanical protection and electrical shielding of ITT Cannon-style connectors  
Pages 44-45



**EC SERIES**  
Caps for threaded or smooth connectors  
Pages 30-31



**EMC SERIES**  
For static dissipative protection of champ-type connectors  
Pages 44-45



**FC SERIES**  
Cap within cap, for flareless tube and nut assemblies  
Pages 34-35



**FCO SERIES**  
Flat-faced O-Ring caps  
Pages 30-31



**FF SERIES**  
Square, hexagonal and triangular caps for flanged fittings  
Pages 48-49



**HC SERIES**  
Hose caps for tube and hose ends  
Pages 30-31



**HSF SERIES**  
Caps for high pressure, split-flange hydraulic connections  
Pages 48-49



**JS SERIES**  
Tear-tab caps for straight threads  
Pages 36-37



**MDC SERIES**  
For static dissipative and conductive protection of Micro-D connectors  
Pages 46-47



**MJS SERIES**  
Tear-tab caps for metric threads  
Pages 36-37



**PSC SERIES**  
Straight-sided paper caps  
Pages 38-39



**RC SERIES**  
Shouldered, multiple use caps for externally threaded parts  
Pages 34-35



**RCL SERIES**  
Shouldered, extra-long bodied caps for multiple uses  
Pages 34-35



**SC SERIES**  
Straight-sided caps fit outside diameters with snug grip  
Pages 32-33



**SEC SERIES**  
Static dissipative caps provide electrostatic discharge protection on threaded or smooth connectors  
Pages 42-43



## Caps

### Non-Threaded straight (cont.)



**SF SERIES**  
Caps for split-flange hydraulic connections  
Pages 48-49



**SFC SERIES**  
Silicone flanged caps  
Pages 40-41



**SRC SERIES**  
Silicone rubber caps  
Pages 40-41

### Vinyl

These soft, flexible caps are molded from a specially formulated vinyl to provide a snug, clinging fit for maximum protection.



**AN SERIES**  
Designed to cap AN-style fittings  
Pages 84-85



**EZ SERIES**  
Flexible vinyl, EZ-Pull caps  
Pages 58-59



**MS SERIES**  
Designed to cap MS-style fittings  
Pages 84-85



**VAC SERIES**  
Vinyl caps for "L" shaped metal frames  
Pages 82-83



**VAS SERIES**  
Flange covers for American Standard Assoc., Navy & Military flange faces  
Pages 68-69



**VC SERIES**  
Round, soft, flexible vinyl caps  
Pages 54-57



**VMF SERIES**  
Vinyl caps for "U" shaped metal frames  
Pages 82-83




**VNG SERIES**  
Round finger grip  
Pages 78-79




**VOR SERIES**  
Vinyl O-rings to protect tube ends  
Pages 76-77



**VRF SERIES**  
Vinyl caps & grips for rectangular applications (flat top)  
Pages 74-75



**VRR SERIES**  
Vinyl caps & grips for rectangular applications (rounded top)  
Pages 76-77



**VSC SERIES**  
Vinyl caps & grips for square applications  
Pages 72-73



**VCF SERIES**  
Round vinyl caps with a flange for easy removal  
Pages 64-67



**VF SERIES**  
Flange cover for most joints & flared tubing  
Pages 68-69



**VFC SERIES**  
Flexible vinyl caps with flat pull-tab  
Pages 60-61



**VSE SERIES**  
Anti-roll end caps  
Pages 72-73



**VSR SERIES**  
Flange covers that snap securely in place  
Pages 70-71



**VVC Vent-a-Cap™ SERIES**  
Soft flexible vented caps  
Pages 62-63



**VFE SERIES**  
Vinyl caps with flat ergonomic pull-tab  
Pages 58-59



**VGR SERIES**  
Round handle grip with ergonomic design.  
Pages 78-79



**VHC SERIES**  
Round caps with center hanger tab  
Pages 80-81



**VHF SERIES**  
Rectangular caps with hanger tab  
Pages 80-81

### Finishing Parts

Finishing caps are designed to improve appearance and protect against nicks and chips.



**COF SERIES**  
Round caps fit over ends of tubing and rods  
Pages 52-53



**FCR SERIES**  
Heavy wall cap for round tubing  
Pages 50-51



**RH SERIES (RHW SERIES)**  
Finishing and protection for raised-head screws  
Pages 50-51



# CAPPLUGS SELECTOR GUIDE

## Plugs

Caplugs offers a complete line of plugs designed to protect virtually any product for virtually any application. These plugs can be manufactured from low and high density polyethylene, silicone rubber, paper or vinyl. Your FREE Sample Kit represents many of the following types of plugs:

### Threaded

Plastic and metal screw-in plugs provide protection for internally threaded parts, flared and flareless fittings, SAE O-ring ports, NPT pipe fittings, and tube ends. Threaded plugs are available in straight, NPT, metric and BSP (British Standard Pipe) threads.



**ADP SERIES**  
Aluminum threaded plugs seal flareless tube ends  
Pages 128-129



**AFO SERIES**  
Aluminum threaded plugs for flat-faced O-ring fittings  
Pages 128-129



**ASP SERIES**  
Aluminum plugs for flared fittings, straight ports  
Pages 128-129



**BSP SERIES**  
British Standard Pipe threaded plastic plugs  
Pages 128-129



**MSP SERIES**  
Metric threaded plugs with slotted head  
Pages 126-127



**P SERIES**  
NPT threaded plugs for pipe fittings  
Pages 122-123



**PD SERIES**  
Plastic plugs for flared fittings, straight ports  
Pages 126-127



**PDE SERIES**  
Threaded plugs for threaded ports  
Pages 124-125



**PDF SERIES**  
Plastic plugs for flat-faced O-ring fittings  
Pages 126-127



**PDI SERIES**  
Threaded plugs for boss type & inverted flare fittings  
Pages 124-125



**PDO SERIES**  
Threaded plugs for SAE O-ring ports  
Pages 124-125



**RP SERIES**  
Machine-threaded plastic plugs  
Pages 130-131



**RPO SERIES**  
Dual sealing plugs for flat-faced hydraulic fittings  
Pages 130-131



**RPO-M SERIES**  
Metric-threaded plugs for hydraulic fittings  
Pages 130-131



**UTP SERIES**  
Universal thread plugs  
Pages 130-131

### Non-threaded (Tapered or Straight)

These plugs are ideal for plugging threaded and non-threaded parts as well as for providing masking protection for painting, plating, or grid-blasting operations.

#### Tapered

Tapered plugs are used to protect a wide variety of tubing and threaded or machined parts and ports from dust, moisture and impact damage. These plugs also act as masking protection for painting, plating, powder coating, and anodizing operations.



**CPT SERIES**  
Convenient center-pull tab for easy insertion and removal  
Pages 98-99



**ECP SERIES**  
Ergonomic center-pull tab plug  
Pages 108-109



**ETV SERIES**  
Flexible external thread injection molded vinyl plug.  
Pages 100-101



**K SERIES**  
Flush fitting plug for round tubing  
Pages 104-105



**L SERIES**  
Features lift-tab for easy removal  
Pages 98-99



**PTP SERIES**  
Tapered paper plugs  
Pages 102-103



**SFL SERIES**  
Flangeless silicone rubber plugs  
Pages 110-111



**SFP SERIES**  
Covers for split-flange hydraulic connections  
Pages 104-105



**SRP SERIES**  
Tapered silicone rubber plugs  
Pages 108-109



**STC SERIES**  
Snap to connect / Quick connect plugs for coupling ports.  
Pages 106-107



**STP SERIES**  
Provides maximum inside space for packaging tubes  
Pages 104-105



**SWP SERIES**  
Silicone rubber washer plugs  
Pages 110-111



**T SERIES**  
Tapered body gives snug fit as plug  
Pages 90-93



**TE SERIES**  
Tube end plugs.  
Pages 106-107



**TE-TAB SERIES**  
Tube end plug with tab for easy removal.  
Pages 106-107





## Plugs

### Non-threaded Tapered (cont.)



**TV SERIES**  
Flexible tapered injection molded vinyl plug provides snug fit  
Pages 100-101



**W SERIES**  
Wide flange protects adjacent machined surfaces  
Pages 96-97



**WW SERIES**  
Wide, thick flange prevents "force-through"  
Pages 94-95



**WWX SERIES**  
Extra-wide, thick flange for extended visibility  
Pages 96-97

### Vinyl

These soft, flexible plugs are molded from a specially formulated vinyl to provide a snug, clinging fit for maximum protection.



**TP SERIES**  
Tapered and soft vinyl plugs  
Pages 120-121



**VTP SERIES**  
Flexible vinyl, tapered plugs  
Pages 120-121

### Non-threaded (Tapered or Straight)

#### Straight

Straight plugs are designed to provide snug fitting product protection and easy application and removal.



**CEP SERIES**  
Conductive plugs for dissipating electrostatic charges and providing electrical shield over ends of threaded and non-threaded connectors  
Pages 112-113



**DP SERIES**  
Conductive plugs to dissipate electrostatic charges and provide mechanical protection and electrical shielding of ITT Cannon-style connectors  
Pages 112-113



**EP SERIES**  
Plugs for threaded or smooth connectors  
Pages 102-103



**RJ SERIES**  
Conductive plugs for protecting RJ telephone type connecting jacks on computers  
Pages 102-103



**SEP SERIES**  
Static dissipative plugs provide electrostatic discharge protection on threaded or smooth connectors  
Pages 112-113



**SPP SERIES**  
Silicone rubber pull-plugs  
Pages 110-111

### Finishing Parts & Loadbearing Glides

Finishing plugs are designed for square tubing and holes in sheet metal and other materials to improve appearance and protect against nicks and chips.



**BP SERIES**  
Recessed button plugs close sheet metal holes  
Pages 114-115



**BPF SERIES**  
Flush button plugs close sheet metal holes  
Pages 114-115



**CCF SERIES**  
Round load-bearing plugs fit ends of tubing on wide range of metal furniture  
Pages 118-119



**FP SERIES**  
Flush fitting plugs for square tubing  
Pages 116-117



**PIP SERIES**  
Push-in plugs fit SAE thread sizes  
Pages 116-117



**PIP-TAB SERIES**  
Push-in plugs with convenient pull-tab  
Pages 116-117



**RER SERIES**  
Rectangular load-bearing plugs fit special tubing shapes on many metal furnishings  
Pages 118-119



**SH SERIES**  
Protects socket head screws and counterbores  
Pages 108-109



**SQR SERIES**  
Square load-bearing plugs fit snugly into square tubing  
Pages 118-119

# CAPPLUGS SELECTOR GUIDE

## Vinyl

Capplugs offer the largest line of standard and custom vinyl products in the industry. These soft and flexible protective products are molded from a specially formulated, dip-molded vinyl to provide a tight, secure fit. Our full line of vinyl products includes caps, plugs, grips, hanger tips and flange covers. Many of these products are available with lengths up to 8", diameters up to 24" and a full range of sizes. Many vinyl products are also available in special formulations for high-temperature applications. Extensive custom designs and capabilities are also available. See pages 10-11 for details.



**AN SERIES**  
Designed to cap AN style fittings  
Pages 84-85



**DR SERIES**  
Reusable wrap-around protectors for preventing dents and scratches  
Pages 138-139



**EZ SERIES**  
Flexible vinyl, EZ-Pull caps  
Pages 58-59



**VHG SERIES**  
Round finger grips with hanger tab  
Pages 78-79



**VHR SERIES**  
Round caps with side hanger tip  
Pages 80-81



**VIF SERIES**  
Vinyl caps for "I" shaped metal frames  
Pages 82-83



**MS SERIES**  
designed to cap MS style fittings  
Pages 84-85



**TP SERIES**  
Tapered and soft vinyl plugs  
Pages 120-121



**VAC SERIES**  
Vinyl caps for "L" shaped metal frames  
Pages 82-83



**VMF SERIES**  
Vinyl caps for "U" shaped metal frames  
Pages 82-83



**VNG SERIES**  
Round finger grips  
Pages 78-79



**VOR SERIES**  
Vinyl O-rings to protect tube ends  
Pages 76-77



**VAS SERIES**  
Flange covers for American Standard Assoc., Navy & Military flange faces  
Pages 68-69




**VC SERIES**  
Round, soft, flexible vinyl caps  
Pages 54-57




**VCF SERIES**  
Round soft flexible vinyl cap with a flange  
Pages 64-67



**VRF SERIES**  
Vinyl caps & grips for rectangular applications (flat top)  
Pages 74-75



**VRR SERIES**  
Vinyl caps & grips for rectangular applications (rounded top)  
Pages 76-77



**VSC SERIES**  
Vinyl caps & grips for square applications  
Pages 72-73



**VF SERIES**  
Flange cover for most joints & flared tubing  
Pages 68-69



**VFC SERIES**  
Flexible vinyl caps with flat pull-tab  
Pages 60-61



**VFE SERIES**  
Vinyl caps with flat ergonomic pull-tab  
Pages 58-59



**VSE SERIES**  
Anti-roll end caps  
Pages 72-73



**VSR SERIES**  
Flange covers that snap securely in place  
Pages 70-71



**VTP SERIES**  
Flexible vinyl tapered plugs  
Pages 120-121



**VGR SERIES**  
Round handle grip with ergonomic design  
Pages 78-79



**VHC SERIES**  
Round caps with center hanger tab  
Pages 80-81



**VHF SERIES**  
Rectangular caps with hanger tab  
Pages 80-81



**VVC Vent-a-Cap™ SERIES**  
Soft, flexible vented caps  
Pages 62-63

# CAPPLUGS SELECTOR GUIDE


## Wraps



Our protective tapes and discs are designed to mask parts during painting, plating, powder coating, anodizing and other finishing applications. These silicone and polyester materials can handle intermittent temperatures as high as 600°F (316°C).



**MDG SERIES**  
Green polyester  
masking discs  
Pages 136-137



**MDK SERIES**  
Kapton® gold  
masking discs  
Pages 136-137



**MTB SERIES**  
Blue polyester  
masking tape for  
powder coating  
Pages 136-137




**MTG SERIES**  
Green polyester  
masking tape for  
powder coating  
Pages 136-137



**MTK SERIES**  
Kapton® gold  
film tape for  
powder coating  
Pages 136-137



**MTS SERIES**  
Silicone rubber  
masking tape for  
powder coating  
Pages 138-139



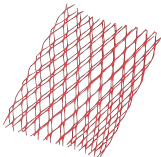
**DR SERIES**  
Reusable wrap-around protectors  
for preventing dents and scratches  
Pages 138-139

Kapton is a registered trademark of E.I. DuPont de Nemours Inc.

## Netting



This tough, stretchable Sleeve-Web® plastic netting comes in tube styles to protect smooth, threaded or cylindrical parts, and in netting sheets for flat, irregular or nesting parts. Special netting is also available for compressed air cylinders and bottles.



**CBW SERIES/Special A**  
Sleeve-Web for impact  
protection for bottles of  
any size and shape  
Pages 142-143



**CSW SERIES/Special A**  
Sleeve-Web for protecting  
the finish and labels on  
compressed gas cylinders  
Pages 142-143



**SW SERIES/Standard-Duty**  
Tubular protective  
Sleeve-Web  
Pages 140-141



**SW SERIES/Light-Duty**  
Protective Sleeve-Web  
with maximum stretch,  
designed for light-duty  
applications  
Pages 140-141



**SW SERIES/Heavy-Duty**  
Durable Sleeve-Web  
for maximum  
impact cushioning  
Pages 140-141



**PM SERIES/Net Sheet**  
For use as separators for stacked parts,  
or as wraps for large, odd-shaped parts  
Pages 142-143

## Edge Liners



Our edge liners offer superior protection from bumps and nicks, and cover sharp edges and openings in sheet metal. Grommets are available to protect electrical insulation, hoses and cables installed through holes punched in metal.



**CEG SERIES**  
Conductive edge liners  
provide ESD and physical  
protection of edge board  
connectors and single  
in-line devices  
Pages 132-133



**EGL-11 SERIES**  
For grommeting  
irregularly shaped  
holes in sheet metal  
Pages 132-133



**EGL-12 SERIES**  
For lining holes and  
outside edges of  
sheet metal  
Pages 132-133



**EGL-22 SERIES**  
For protecting edges  
of sheet materials  
Pages 132-133



**GRO SERIES**  
Grommets provide electrical  
insulation; UL listed  
Pages 134-135



**TES SERIES**  
One-piece, one-time, positive-locking seal features  
tamper-evident security and an identification tab  
Pages 134-135



# CAPPLUGS SELECTOR GUIDE

## Tubing/Packaging



**CON Series**  
Sealed hinged containers  
Pages 148-149



**TRC Series Standard Wall**  
Clear plastic tubing with closed end for packaging applications  
Pages 146-147



**TRC Series Heavy Wall**  
Clear plastic tubing with closed end for packaging applications. Available in heavy wall thickness option for extra protection and durability  
Pages 146-147



**TRO Series Standard Wall**  
Clear plastic tubing for packaging applications.  
Pages 144-145



**TRO Series Heavy Wall**  
Clear plastic tubing for packaging applications. Available in heavy wall thickness option for extra protection and durability  
Pages 144-145

Tubing Cap/Plug selection chart can be found on pages 146-147.

## Electronics



**CEC SERIES**  
Conductive caps for dissipating electrostatic charge and providing electrical shield over ends of threaded and non-threaded connectors  
Pages 42-43



**CEG SERIES**  
Conductive edge liners provide ESD and physical protection of edge board connectors and single in-line devices  
Pages 132-133



**CEP SERIES**  
Conductive plugs for dissipating electrostatic charges and providing electrical shield over ends of threaded and non-threaded connectors  
Pages 112-113



**DCC SERIES**  
For static dissipative and conductive protection of D-subminiature rectangular connectors  
Pages 44-45



**DCF SERIES**  
For static dissipative and conductive protection of D-subminiature connectors with flared shells  
Pages 46-47



**DP SERIES (Caps)**  
Conductive caps to dissipate electrostatic charges and provide mechanical protection and electrical shielding of ITT Cannon-style connectors  
Pages 44-45



**DP SERIES (Plugs)**  
Conductive plugs to dissipate electrostatic charges and provide mechanical protection and electrical shielding of ITT Cannon-style connectors  
Pages 112-113



**EMC SERIES**  
For static dissipative and conductive protection of champ-type connectors  
Pages 44-45



**MDC SERIES**  
For static dissipative and conductive protection of Micro-D connectors  
Pages 46-47



**RJ SERIES**  
Conductive plugs for protecting RJ telephone type connecting jacks on computers  
Pages 102-103



**SEC SERIES**  
Static dissipative caps provide electrostatic discharge protection on threaded or smooth connectors  
Pages 42-43



**SEP SERIES**  
Static dissipative plugs provide electrostatic discharge protection on threaded or smooth connectors  
Pages 112-113

# TERMS AND CONDITIONS

## Terms and Conditions of Sale

### TERMS

Net 30 days. The terms stated in Caplugs' documents govern all sales notwithstanding the use of buyer's purchase order number. As an accommodation Visa, Mastercard, American Express and Discover are accepted.

### PRICING

Consult a Caplugs sales representative or customer service representative for carton and Mini Pak pricing. Pricing can also be found online at [www.caplugs.com](http://www.caplugs.com).

### MATERIAL CERTIFICATION

Caplugs supplies standard material certification with all shipments. Special certification requirements will be reviewed and are subject to a minimum \$50.00 service charge.

### SHIPPING POINT

F.O.B. Buffalo, NY, Rancho Dominguez, CA, or Erie, PA. All rights reserved and title to merchandise transfers to the buyer upon delivery to the carrier.

### DELIVERY

The acceptance of shipment by common carrier shall constitute a delivery to the purchaser and Caplugs shall not be responsible for merchandise damaged or lost in transit.

### QUANTITIES

Order quantities will be increased or decreased to the nearest standard packaging quantity (Standard Carton or Mini Pak). Delivery of 5% more or less than the quantity order shall constitute fulfillment of the order for custom closures or standard closures run in nonstandard colors or materials.

### PACKAGING

Caplugs reserves the right to change the quantities in its Standard Carton or Mini Pak, consistent with current packaging and/or shipping practices.

### ERRORS

Typographical and clerical errors are subject to correction.

### CLAIMS

All returns of standard cartons are subject to a **30% handling fee**. Mini Paks may not be returned. If the buyer claims closures are not as ordered, he or she must notify Caplugs within 30 days of delivery. **No closures may be returned without a Return Authorization Number issued by the Caplugs Customer Service Department.**

### SPECIFICATION

Standard Caplugs Closures will be supplied in accordance with Caplugs' quotation and description in Caplugs' literature. Custom parts will be furnished in accordance with Caplugs' quotation and Caplugs' or buyer's drawings and/or specifications.

### CANCELLATION

In the event of cancellation or deferral of deliveries on an order, the buyer assumes immediate liability for any completed part of the order, any material or tooling work performed, and may be asked for immediate payment of the charges involved.

### CREDIT

Caplugs may refuse to make shipment unless previous invoices have been honored and satisfactory credit has been established.

### USES

The uses to which Caplugs are put are solely within the discretion and responsibility of the purchaser and/or user. Purchaser of standard and custom Caplugs assumes any and all liability arising out of or in any way connected with the use of such standard or custom Caplugs and hereby agrees to indemnify Caplugs LLC for such liability. Samples of standard catalog Caplugs are available at no charge for test evaluation.

### WARRANTY

Caplugs are guaranteed to be free from defective material or workmanship for a period of 90 days from the date of shipment and this warranty shall be limited to the replacement of any defective Caplug. Any part proving to be defective upon inspection at the Caplugs factory, Buffalo, NY, will be replaced. No allowance, credits or reimbursements will be made unless authorized by Caplugs LLC. All parts returned for replacement must be accompanied with a Return Authorization Number.

### TOOLING

All tooling remaining in Caplugs' possession will receive normal maintenance for the production of parts unless: (a) tool has produced more than 500,000 parts per cavity, or (b) tool has no production activity for more than one year. In either event, it may be necessary to refurbish or rebuild the tool at buyer's expense before additional parts can be produced. If 18 months have passed without an order from the customer, tooling will be deemed abandoned.

### GENERAL MATTERS

Caplugs LLC is a small business, is located in a labor surplus area, is not woman or minority owned and is current on all EEO filings.

# CUSTOM CAPABILITIES

## Custom Products



Design & Development

We've expanded our custom capabilities with a focus on responding to the marketplace's demand for custom designed, product-protection solutions. When it comes to accommodating your needs for injection-molded plastic and dip-molded vinyl products, we've got everything covered! That's because in addition to housing the world's largest stock of plastic and vinyl caps, plugs, wraps, edge liners and nettings, we also have the tools and experience to offer extensive custom design capabilities. Whether you simply need a non-stock size, a variation of an existing style or a totally new design, Caplugs can provide the perfect custom solution for your product protection.

### Full In-House Custom Capabilities From Start to Finish

State-of-the-art equipment, 3-D computer software, experienced professionals and more than 50 years of experience give Caplugs its ability to quickly custom design product solutions for just about any application, and at competitive costs.

#### Design & Development

Caplugs has been leading the design of plastic protection products for over 50 years, and our experience serves our customers well. Our expert engineering department can assist with product design, work from a print or sketch, easily copy an existing part, and deliver a prototype for testing on your application.

#### Prototyping & Tooling

Our tooling department takes advantage of the latest 3-D CAD-CAM technology to routinely produce rapid prototypes in a matter of five to seven days. This is known as Rapid Prototyping, and it allows our engineers to build a prototype according to your design. With Rapid Prototyping, we take the guesswork out of the custom design process and turn projects around quickly to meet your product protection requirements. At Caplugs, we respond quickly to new designs and last minute changes, and customers can completely inspect, modify and approve prototypes to meet demanding deadlines.

#### Equipment

Sophisticated machinery, like CIM computer monitored injection-molding presses, ranging from 7 to 600 tons, automated loading systems and the latest in dip-molding and profile extrusion machines, helps Caplugs process an extensive range of custom solutions quickly and with measurable accuracy repeatable to  $\pm 0.0002$  inches. Our on-site tool manufacturing center utilizes CNC Turning, Milling and Electrical Discharge Machining (EDM) Centers to produce high-quality tooling, quickly and efficiently.

#### Production


Caplugs manufactures millions of components daily, utilizing our modern manufacturing processes, state-of-the-art communication, data processing and computer systems. They work in tandem to produce custom designed plastic and vinyl products that meet your tolerances and specifications every time. We offer fast turnaround times and can handle highly demanding production requests as easily as we can short runs. And, as testimony to our commitment to quality, Caplugs carries certification from such respected quality-control organizations as QS9000, ISO9001 and ISO14001.



Prototyping & Tooling



Equipment



Production

### FREE Sample Custom Kit

## Custom Products

### Injection-Molded Plastic

Caplugs can accommodate any need for a special design, shape or color. We have tooling readily available to produce over 2,000 special shapes that are not shown in our catalog. Any of these 2,000 custom molds are available for use as is or for modification. What's more, our experts can design a protective part specifically for your application.

### Dip-Molded Vinyl

In addition to our extensive injection-molded capabilities, Caplugs has significantly expanded our custom dip molding capabilities far beyond any others in the marketplace. Like injection-molded products, Caplugs can accommodate most needs for special design, shape and color of dip-molded products. Whatever your needs, Caplugs either has the tooling already available or can design the best product solution.




Injection-Molded Plastic

### Custom Capabilities

	Injection-Molded Plastic	Dip-Molded Vinyl
<b>Prototype Design &amp; Samples</b>	1 week (SLA Samples)	1 week
<b>Production Tooling*</b>	4 to 6 weeks	2 weeks
<b>Max. Diameter</b>	18 inches (457.2 mm)	27 inches (686 mm)
<b>Min. Diameter</b>	.09 inches (2.29 mm)	.054 inches (1.372 mm)
<b>Max. Length</b>	10 inches (254 mm)	21 inches (533 mm)
<b>Min. Length</b>	.15 inches (3.81 mm)	.187 inches (4.750 mm)
<b>Max. Wall Thickness**</b>	.10 inches (2.54 mm)	.125 inches (3.175 mm)
<b>Min. Wall Thickness**</b>	.03 inches (0.76 mm)	.030 inches (0.762 mm)
<b>Shapes</b>	round, tapered, threaded, rectangular, square, various odd shapes	round, oval, flanged, boots, rectangle, square, various odd shapes, multi-dip, bellows
<b>Materials</b>	low, medium and high density polyethylene, polypropylene, thermoplastic rubber, ethylene vinyl acetate, conductive and static dissipative polyethylene and nylon	vinyl, foam, matte, translucent, neons rigid, soft, elastic, high temperature, medical grade, static dissipative, non-copper staining, low durometer and high durometer
<b>Tolerances</b>	typically +/- .010 inch per inch	+/- .010 wall thickness +/- .063 dip line
<b>Standard Colors</b>	red, black, yellow, translucent, white, green, brown, orange, blue and gray	white, black, brown, orange, red, green, gray, blue and yellow
<b>Secondary Operations</b>	punching, slicing, drilling, printing, assembly, special packaging, cutting, hot stamping	punching, slitting, slicing, printing
<b>Lot Traceability</b>	Yes	Yes
<b>Material Certification</b>	Yes	Yes
<b>Compliance to CGMP</b>	Yes	Yes

\* Production tooling time varies with part design.

\*\* Wall thicknesses depend on size of part.



Dip-Molded Vinyl



Extruded Sleeve-Web Netting

### Extruded Sleeve-Web® Netting

Caplugs' unique, single-piece extruding process for Sleeve-Web permits extensive product variations in terms of web thickness and weight, strand spacing, sleeve diameter, stretchability, material and color. In addition, netting can be modified and/or further fabricated after extruding by cutting, slitting or sealing one end of the netting to create a bag.

### Secondary Operations

We have a variety of options for modifying existing injection-molded plastic or dip-molded vinyl products to meet your needs. If you need us to punch holes in your product, cut slits in it, pad print on it, attach chains or tags to it, make some other modification, or even specially package it, we have that capability. Our Secondary Operations Department has hundreds of possibilities to offer when developing your customized solutions.

### Custom Extrusion

Caplugs also offers extruded clear tubing and edge liners. For more information, call our factory at 1-888-CAPLUGS (227-5847).



Secondary Operations

# MATERIAL DATA CHART

Properties*	Aluminum	Polyethylene		Polypropylene Impact (rubber-modified)	Ethylene Vinyl Acetate	FlexTemp Thermoplastic Rubber	Silicone Rubber	Vinyl	
		Low Density	High Density					Standard	High-temp
<b>MECHANICAL CHARACTERISTICS</b>									
Specific gravity (density)	2.73	0.910-0.925	0.941-0.965	0.890-0.91	.920-.950	.940-.960	1.18	1.2	1.2
Tensile strength, p.s.i.	31-42	600-2300	3100-5500	2800-4400	1440-2500	2400-3100	200-1500	2300	2100
Elongation, %	20% min.	90.0-800.0	20.0-1000.0	350.0->500.0	550-900	500-620	700	400	270
Compressive strength, p.s.i.	11	-	2700-3600	4000-6500	-	-	-	-	-
Tear strength (ASTM D1004)	-	-	-	-	-	-	200pli	185 pli	270 pli
Impact strength, ft. lb./in. of notch (1/2x1/2 in. notched bar, izod test)	No break	No break	0.5-20.0	1.0-15.0 @ 73°F	No break	-	-	-	-
Hardness, Rockwell	-	D41-D46 (Shore) R10	D60-70 (Shore)	R50-R85	D17-45 (Shore)	-	A25-80 (Shore)	A60-70 (Shore)	A85-95
<b>ELECTRICAL CHARACTERISTICS</b>									
Volume resistivity, ohm/cm <sup>3</sup> (50% RH and 23°C.)	-	>10 <sup>16</sup>	>10 <sup>16</sup>	>10 <sup>15</sup>	>10 <sup>15</sup>	-	-	-	-
Dielectric constant, 60 cyc.	-	2.25-2.35	2.30-2.35	2.3	2.50-3.16	-	-	-	-
Dissipation (power)factor, 60 cyc.	-	<0.0005	<0.0005	>0.0003	>0.0030	-	-	-	-
<b>SERVICE TEMPERATURES</b>									
Continuous °C/°F	343/650	66/150	74/165	121/250	60/140	132/275	232/450	93/200	149/250
Intermittent °C/°F	343/650	79/175	102/215			149/300	316/600	177/350	246/475
Brittleness °C/°F	-70/-94	<-70/<-94	-18/0	<-70/<-94	<-68/<-90	0	-32/-29	-32/-26	
<b>RESISTANCE CHARACTERISTICS</b>									
Water absorb., 24 hr., 1/8" thick, %	0.0	<0.015	<0.01	<0.01	.05-.13	<.10	-	-	-
Burning rate (flammability), in./min.	-	Very slow (1.04)	Very slow (1.00-1.04)	Slow	-	Slow	Very Slow	Slow	Slow
Effect of sunlight	-	Unprotected material crazes rapidly. Requires black for complete protection.			-	-	Very Resistant	Good Resistance	Good Resistance
Effect of weak acids	Varies	Resistant	Very Resistant	Completely Resistant	Resistant	Very Resistant	Poor	Very Resistant	Very Resistant
Effect of strong acids	Varies	Attacked oxidizing acids	Attacked slowly by oxidizing acids	Resistant by oxidizing acids	Resistant	-	Poor	Resistant	Resistant
Effect of weak alkalis	Cleaning Agent	Resistant	Very Resistant	Completely Resistant	Resistant	Very Resistant	Poor	Very Resistant	Very Resistant
Effect of strong alkalis	Etches	Resistant	Very Resistant	Very Resistant	Resistant	Very Resistant	Poor	Resistant	Resistant
Effect of organic solvents	None	Resistant (below 60°C)	Resistant (below 80°C)	Attacked by hydrocarbons and chlorinated hydrocarbons	Resistant	Swells in contact with hydrocarbons and chlorinated hydrocarbons	Moderate	Good resistance to alcohols, aliphatic hydrocarbons and oils	Good resistance to alcohols, aliphatic hydrocarbons and oils
Machine qualities	Fair	Good	Excellent	Good	Fair	Fair	Poor	Poor	Poor
Clarity (Natural Material)	-	Translucent to opaque	Translucent to opaque	Translucent	Trans.-opaque	Opaque	Clear to Opaque	Clear to Opaque	-
Abrasion resistance	Low	-	-	-	-	-	Low	Very Good	Very Good

Call factory for special materials.

\*Property specifications of Caplugs are subject to change without notification.

## DIMENSIONAL TOLERANCES\*

Caplugs are designed in accord with functional dimensions and will perform to dimensions listed in this catalog. In view of the flexibility and stretch of most of the materials used in Caplugs, it is recommended that the following tolerances be used for checking purposes, especially by those unfamiliar with measuring this material.

**Tolerances for Inch dimensions given to three decimal places.**  
±.010" per each inch of length. Minimum is ±.010" where dimension is less than one inch.

### Examples:

Tolerance for .750" dimension is ±.010"

**Reason:** Although .750"x ±.010" = ±.0075", ±.010" is the minimum.

Tolerance for 1.000" is ±.010".

**Reason:** 1.000"x ±.010" = ±.010".

Tolerance for 1.500" dimension is ±.015".

**Reason:** 1.500"x ±.010" = ±.015".

**Tolerances for Inch dimensions given to two decimal places.**

±.020" per each inch of length. Minimum is ±.020" where dimension is less than one inch.

### Examples:

Tolerance for .75" dimension is ±.020".

**Reason:** Although .75" x ±.020" = ±.015", ±.020" is the minimum.

Tolerance for 1.00" dimension is ±.020".

**Reason:** 1.00"x ±.020" = ±.020".

Tolerance for 1.50" is ±.030".

**Reason:** 1.50"x ±.020" = ±.030".

**Tolerances for Metric dimensions given to two decimal places.**

±.25mm per each 25.40mm of length (.01 mm per mm). Minimum is ±.25mm where dimension is less than 25.40mm.

### Examples:

Tolerance for 19.00mm dimension is ±.25mm.

**Reason:** Although 19.00mm x ±.01 is ±.19mm, .25mm is the minimum.

Tolerance for 25.40mm is ±.25mm.

**Reason:** 25.40mm x ±.01mm = ±.25mm.

Tolerance for 38.10mm is ±.38mm.

**Reason:** 38.10mm x ±.01mm = ±.38mm.

**Tolerances for Metric dimensions given to one decimal place.**

±.5mm per each 25.4mm of length (.02 mm per mm). Minimum is ±.5 where dimension is less than 25.4mm.

### Examples:

Tolerance for 19.0mm dimension is ±.5mm.

**Reason:** Although 19.0mm x ±.02mm = ±.38mm, ±.5mm is the minimum.

Tolerance for 25.4mm dimension is ±.5mm.

**Reason:** 25.4mm x ±.02mm = ±.5mm.

Tolerance for 38.1mm dimension is ±.76mm.

**Reason:** 38.1mm x ±.02mm = ±.76mm.

\*Caplugs are subject to design improvement through dimensional changes without notification.



# MATERIAL SELECTION BY TEMPERATURE

## Service Temperatures for Stock Caplugs

(appropriate Caplugs series shown in parentheses)

<b>650°F 343°C</b>	..... Aluminum (ASC, AFO, ASP, ADP)
<b>600°F 316°C</b>	..... Silicone Rubber (SFC, SFL, SPP, SRC, SRP, SWP)
<b>500°F 260°C</b>	..... Masking Tape (MDK, MTK, MTS)
<b>475°F 246°C</b>	..... HiTemp Vinyl (most vinyl series available in HiTemp vinyl)
<b>400°F 204°C</b>	..... Paper (PSC, PTC, PTP ) Masking Tape (MDG, MTB, MTG)
<b>350°F 177°C</b>	..... Vinyl (AN, DR, EGL-12, ETV, EZ, MS, TP, TV, VAC, VAS, VC, VCF, VF, VFC, VFE, VGR, VHC, VHF, VHG, VHR, VIF, VMF, VNG, VOR, VRF, VRR, VSC, VSE, VSR, VTP, VVC)
<b>300°F 149°C</b>	..... FlexTemp (Thermoplastic Rubber) (ECP, GRO, HC, STC, T)
<b>250°F 121°C</b>	..... Polypropylene (BSP, CON, P-48C, RP, RPO-M, TES)
<b>215°F 102°C</b>	..... High Density Polyethylene (EGL-11, MSP, P, PDO, RPO)
<b>175°F 79°C</b>	..... Low Density Polyethylene*
<b>150°F 65°C</b>	..... Polyethylene Terephthalate Glycol (TRC, TRO)
<b>140°F 60°C</b>	..... Ethylene Vinyl Acetate (DCC, BPF-5mm, BPF-6mm, BPF 1/4)

\*(BP, BPF, CBC, CBW, CC, CCF, CD, CEC, CEG, CEP, COF, CPT, CSW, DCC, DCF, DP, EC, EGL-22, EMC, EP, FC, FCO, FCR, FF, FP, GC, HC-7, HSF, J, JS, K, L, MDC, MJ, MJS, PC, PD, PDE, PDF, PDI, PIP, PIP-Tab, PM, RC, RCL, RER, RH, RJ, SC, SEC, SEP, SF, SFP, SH, SQR, STP, SW,T, TE, TE-TAB, UTP, W, WW, WWX)

Each Caplugs product is manufactured from a unique group of materials with different properties and characteristics. If your product protection application will be exposed to extreme high temperatures or corrosive environments during processing or finishing operations, you must select a Caplugs product made of the proper material to withstand those conditions. For instance, when masking parts during paint baking, shot blasting, powder coating or plating processes, you should always use a Caplugs product made of high temperature-resistant materials.

The illustration above depicts the intermittent temperature resistance characteristics of the entire list of Caplugs materials. For complete service temperature information and other physical properties of Caplugs materials, consult the Material Data Chart on page 12. And, of course, take advantage of our free samples to test a part in your specific application before ordering.

Most Caplugs materials are produced in a standard color, which is noted on the product information page for each specific series. As some materials are available in different colors, please see page 15 for Standard Color Options.

Note: Most vinyl products are also available in HiTemp, Medical Grade and Static Dissipative Vinyl. Most Low Density Polyethylene products are also available in FlexTemp (Thermoplastic Rubber) material. For any special material requests, please consult the factory for further information.



# MILITARY & NAS SPECIFICATIONS

## Specs

## Series/Page


MIL-C-52078	<b>CD</b> (86-87), <b>P</b> (122-123), <b>PD</b> (126-127), <b>PDI</b> (124-125), <b>RP</b> (130-131), <b>SC</b> (32-33), <b>T</b> (20-23, 90-93)
MIL-C-5501/1	<b>ASP</b> (128-129), <b>PD</b> (126-127)
MIL-C-5501/2	<b>ADP</b> (128-129)
MIL-C-5501/3	<b>ASC</b> (86-87)
MIL-C-5501/3R	<b>CD</b> (86-87)
MIL-C-5501/5	<b>P</b> (122-123)
MIL-C-5501/7	<b>T</b> (20-23, 90-93)
MIL-C-5501/8	<b>K</b> (104-105)
MIL-C-5501/9	<b>SC</b> (32-33)
MIL-C-5501/10	<b>RP</b> (130-131)
MIL-C-5501/11	<b>CD</b> (86-87)
MS-25177	<b>EP</b> (102-103)
MS-25178	<b>EC</b> (30-31)
MS-90376-R	<b>EC</b> (30-31)
MS-90376-RB	<b>CEC</b> (42-43)
MS-90376-RF	<b>SEC</b> (42-43)
MS-90376-Y	<b>EP</b> (102-103)
MS-90376-YB	<b>CEP</b> (112-113)
MS-90376-YF	<b>SEP</b> (112-113)
NAS-813	<b>EC</b> (30-31)
NAS-814	<b>CD</b> (86-87)
NAS-815	<b>PD</b> (126-127)
NAS-816	<b>WW</b> (24-25, 94-95)
NAS-817	<b>ASC</b> (86-87)
NAS-818	<b>ASP</b> (128-129)
NAS-820	<b>EP</b> (102-103)
NAS-831	<b>EC</b> (30-31)
NAS-831B	<b>SEC</b> (42-43)
NAS-831C	<b>CEC</b> (42-43)
NAS-832	<b>CD</b> (86-87)
NAS-833	<b>PD</b> (126-127)
NAS-834	<b>T</b> (20-23, 90-93)
NAS-835	<b>ASC</b> (86-87)
NAS-836	<b>ASP</b> (128-129)
NAS-837	<b>EP</b> (102-103)
NAS-837B	<b>SEP</b> (112-113)
NAS-837C	<b>CEP</b> (112-113)
NAS-838	<b>RP</b> (130-131)
NAS-840	<b>P-38B</b> (122-123)
NAS-842	<b>ADP</b> (128-129)
NAS-843	<b>K</b> (104-105)
NAS-844	<b>SC</b> (32-33)

# COLOR OPTIONS

## Standard Option Materials/Colors\*

### LPE

Low Density Polyethylene



### HPE

High Density Polyethylene



### PPR



Polypropylene

### EVA

Ethylene Vinyl Acetate


### FLX

FlexTemp (Thermoplastic Rubber)



### VNL

Vinyl



Call factory for special materials and colors.

\*Colors shown are not exact. Please request a color sample from the factory for verification.

# WE'VE GOT EVERYTHING COVERED

## You May Be Asking...

### Can Caplugs protect my part?

Yes. We've got everything covered. Caplugs' friendly, knowledgeable service experts can tell you exactly which of our 3,000 different caps, plugs, wraps, edge liners, nettings or tubing is ideal for your specific application. With the widest assortment of styles, sizes, colors and options available, we always have the right solution.

### Does Caplugs respond quickly?

Yes. We've got everything covered. Whether you're waiting for a quote, a sample or delivery of your order, you can always expect unmatched turnaround time from the service team at Caplugs.

### Will Caplugs expand my options?

You guessed it – Yes. We've got everything covered. Caplugs will continue to expand key product lines to include new sizes, colors and styles, and will enhance customer convenience with expanded services.

Contact Caplugs today with your question. Chances are: **Yes. We've got everything covered.** Call 888-CAPLUGS to discuss your application and get a FREE Sample Kit. Or, visit us on the Web at [www.caplugs.com](http://www.caplugs.com), where you can order free samples and download FREE CAD drawings.

## [www.caplugs.com](http://www.caplugs.com) – It's quite a site!

We've enhanced our Web site to put key information about all of our products right at your fingertips. No waiting for hard copies or plodding through confusing sites to get answers. Here's what you get at [www.caplugs.com](http://www.caplugs.com):

- Easy navigation: Find the product you need as quickly as possible with easy ways to search
- Complete product information: All Caplugs parts have photos, descriptions and cross-sectional diagrams
- Convenient specs: Viewable CAD drawings are available for almost every product
- Contact information: Find out how to reach your local rep
- Important news: Get the latest on what's happening at Caplugs
- Custom online order requests: Just fill out the Customer Information Profile
- Plug in to **CapXpress™!**: Your easy-to-use online system for requesting free samples, receiving online quotes and placing online orders

**FREE SAMPLES** - Just a few clicks and they're on the way.

**QUICK QUOTES** - Submit your requests online and receive your quote within seconds.

**ONLINE ORDERS** - place an order with **CapXpress** online. Ordering has never been easier – after obtaining your online quote, proceed to order your parts through **CapXpress** (with applicable shipping charges included).

The screenshot shows the Caplugs website interface. At the top, there's a navigation bar with icons for Back, Forward, Stop, Refresh, Home, AutoFill, Print, and Mail. The address bar shows <http://www.caplugs.com/>. Below the navigation bar is the Caplugs logo and the tagline "We've Got Everything Covered". The main content area is divided into several sections:

- Search:** A search bar with a "GO" button and a link to "search on part number".
- Select Category:** A list of categories including Select Series, Select Material, Select MIL/NAS Spec, and Select Industry.
- About CAPLUGS:** Links for Sales & Distribution, Tech Support, Material Specs (PDF), Free Literature, Free Samples, Get a Quote, FAQs, Trade Shows, and Current Releases.
- Product Categories:** Several sections with icons and descriptions:
  - CUSTOM:** Expanded dip-molded vinyl and injection-molded plastic custom capabilities - from design to prototyping and tooling to production.
  - VINYL:** Over 20 styles of dip-molded vinyl products, including caps, plugs, grips, flange covers, hanger caps, and more.
  - CAPS:** Tapered, threaded, and non-threaded caps and grips - available in plastic, vinyl, and many other materials. Search Caps by size in this section.
  - PLUGS:** Tapered, threaded, non-threaded, load bearing, and finishing plugs - available in plastic, vinyl, and many other materials. Search Plugs by size in this section.
  - TUBING:** Clear plastic tubing available in a variety of diameters and lengths - along with a huge selection of vinyl and plastic tub end caps.
  - WRAPS:** More than 6 styles of polyester masking tape, silicone rubber tape, and high-temperature masking discs.
  - EDGE LINERS:** More than 5 styles of edge liners and grommets to protect and insulate edges.
  - NETTING:** More than 5 styles of snug-fitting protective netting for exterior surfaces.
- CURRENT RELEASES:** A list of new products with images and links:
  - Universal Thread Plugs
  - New Line of Clear Plastic Tubing
  - Complete Line of High Temp Masking Products
  - New Plug for HVAC Units
  - New Line of Plastic Flange Covers
  - New Line of Universal Thread Plugs
  - VVC Caps for Masking Protection
  - Custom Line of Block Caps for the Automotive Industry
  - New Full Line Fiber Optic Connector Protection

At the bottom, there's a footer with contact information: Caplugs: an independent operating unit of Protective Industries LLC • 2150 Elmwood Avenue • Buffalo, NY, USA 14207-1910. Phone: 1-888-CAPLUGS (227-5847) or 1-716-876-9855 • Fax: 1-716-874-1680 • e-mail: [info@caplugs.com](mailto:info@caplugs.com)

## Quality

We have only one goal: satisfied customers. One way we achieve that goal is through unwavering quality. Caplugs is known for modern manufacturing processes, state-of-the-art communication, data processing and computer systems, and stringent quality control methods. We manufacture to exacting specifications and the tightest tolerances to ensure that every part you receive works the way you expect it to. This commitment to quality has earned us ISO and QS certifications, and numerous honors from Fortune 500 Companies, such as Ford and GM.



## Service

Whether you need help selecting the right solution for your protection needs, or simply need a quote or sample products, the Caplugs service team is always there for you. We're proud to have the industry's most experienced team of product protection experts available to assist you:

**Toll free phone:**

**1-888-CAPLUGS, 1-888-227-5847**

**Phone: 716-876-9855**

**Fax: 716-874-1680**

**E-mail: [sales@caplugs.com](mailto:sales@caplugs.com)**

**Web site: [www.caplugs.com](http://www.caplugs.com)**



## Delivery

Helping you find the right quality part is not enough – you also need it to arrive on time. We know that you count on these parts for your processes, and the last thing you need is a few little parts holding up operations. That's why we make on-time delivery a top priority. When you need it, it will be there.



# WHAT YOU NEED, WHEN YOU NEED IT

## Doing Business with Caplugs Is Easy



You can select, sample and order right from this catalog.

- **To select:**

Refer to the handy index on the inside front cover for an easy-to-use guide for over

3,000 different styles, sizes, colors and options of Caplugs.

- **To sample:**

Free samples of standard catalog items are available for a trial fit at no cost to you. Just send in one of the attached reply cards, or call, fax or e-mail us. You can also order your samples right on our Web site.

- **To price:**

Contact your Caplugs sales representative or customer service representative for current pricing. Caplugs pricing can also be found online at [www.caplugs.com](http://www.caplugs.com).

- **To order:**

Everything you need to know – Caplugs stock numbers, standard package quantities, shipping weights, terms and conditions of sale – is found in this catalog.

For faster shipment, place your order with the Caplugs sales office in your area. Or place your order directly with the factory:

**Caplugs LLC**

**2150 Elmwood Avenue**

**Buffalo, NY 14207**

**Phone 716-876-9855**

**Fax 716-874-1680**

**For Express Orders Call Toll Free 888-CAPLUGS (888-227-5847)**

## There's More:



- **Factory-Direct Service:**

We can ship your order within 24 hours.

- **Mini Paks:**

Enjoy the cost-effectiveness of buying smaller quantities when needed.

- **No Minimum Dollar Order:**

We will ship and invoice for a single carton or Mini Pak.

- **Custom Options:**

If a standard part doesn't fit your needs, we have thousands of non-cataloged molds ready to produce the right parts.

- **Secondary Operations:**

We have a variety of options for modifying an existing part to meet your needs.

- **Special Packaging:**

To meet special packaging requirements, Caplugs offers options such as special count lots, bar code markings and lined cartons to meet Class A cleanliness guidelines.

- **Design Assistance:**

We can even design a special part for your unique application. Our extensive custom design and manufacturing capabilities are outlined on pages 10 and 11.

## You Can Now Order Online

To Place an Order with Caplugs – Plug in to **CapXpress™**!

CapXpress is your easy-to-use online system for requesting free samples, receiving online quotes, and placing online orders.

- Order your samples quickly and easily online
- Request a quote, and get it online within seconds

- Place your orders online with a credit card. Both standard cartons and Mini Paks are available via the Web.

- Caplugs' entire catalog of standard products is available through our Web site at [www.caplugs.com](http://www.caplugs.com).

## Specifications and Dimensions\*

The following section details the specifications and dimensions necessary to help you properly select the Caplugs part to suit your application. All standard parts are listed in a user-friendly format, designed to help locate your product protection solution quickly and easily.

Caplugs products in this section are organized according to type of product:

### Caps

- Non-threaded
- Vinyl products
- Threaded

### Plugs

- Non-threaded
- Vinyl products
- Threaded

### Edge Liners and Grommets

### Wrapping Tapes and Discs

### Netting

### Tubing/Packaging

The Product Specification and Dimension pages contain the following:

- Photo and description of each product series
- Standard material and color
- Product diagram
- Applicable military and NAS specifications (for full list, refer back to page 14)
- Part number dimensions listed by size, including inside or outside diameters, thread size and other essential dimensions
- Number of pieces in a standard carton and Mini Pak

If you do not find what you need in this section, Caplugs has full custom capabilities to create the product protection solution to meet your requirements. Consult pages 10 and 11 for more information on our custom capabilities.

For further assistance call 1-888-CAPLUGS and be sure to check our comprehensive Web site at [www.caplugs.com](http://www.caplugs.com).

\* Caplugs are subject to design improvement through dimensional changes without notification.






# CAPS non-threaded

## T Series Tapered Caps


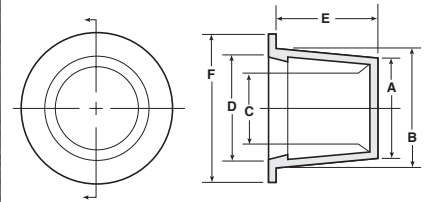


Tapered Caplugs can be used as either caps or plugs. Because they are tapered in design and made from highly pliable (or flexible) polyethylene, they can not only be applied to fit snugly but are also readily removable. Especially recommended for use on MIL Std. and SAE-type tube and hydraulic fittings and for threaded external and internal NPT fittings.

Popular size Tapered Caplugs are stocked also in green FlexTemp, a flexible thermoplastic rubber for extreme temperature applications ranging from -90°F to 300°F (-68°C to 149°C).



**MATERIAL:** Low Density Polyethylene  
**COLOR\*:** Red





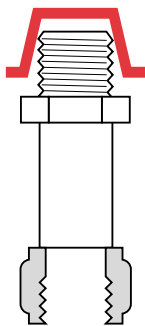


Applicable Specs.: MIL-C-5501/7 (MIL-C-52078), NAS-834

## T Series

### Selection Charts

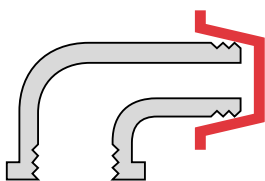
#### Recommended closures for tube and hydraulic fittings\*\*\*



Caplug No.	Fitting Size (Dash No.)	Tubing Diameter	To Fit Thread Size	Caplug No.
T-2	-2	1/8	5/16 - 24	T-2
T-3-X	-3	3/16	3/8 - 24	T-3-X
T-4-X	-4	1/4	7/16 - 20	T-4-X
T-5	-5	5/16	1/2 - 20	T-5
T-6-X	-6	3/8	9/16 - 18	T-6-X
T-7	-	3/8	5/8 - 18	T-7
T-9-X	-8	1/2	3/4 - 16	T-9-X
T-11-X	-10	5/8	7/8 - 14	T-11-X
T-13-X	-12	3/4	1 1/16 - 12	T-13-X
T-15-X	-16	1	1 5/16 - 12	T-15-X
T-18	-20	1 1/4	1 5/8 - 12	T-18
T-20	-24	1 1/2	1 7/8 - 12	T-20
T-230	-28	1 3/4	2 1/4 - 12	T-230
T-250	-32	2	2 1/2 - 12	T-250

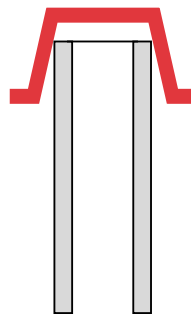
#### Recommended closures for threaded external NPT fittings\*\*

Based on average tapped hole fit. It is suggested that sample Caplugs be tried for size before ordering in quantity.



Caplug No.	NPT Size	Caplug No.
T-4	1/8	T-4
T-6	1/4	T-6
T-8-X	3/8	T-8-X
T-11	1/2	T-11
T-13-X	3/4	T-13-X
T-15-X	1	T-15-X
T-18	1 1/4	T-18
T-20	1 1/2	T-20
T-240	2	T-240
T-45-A	2 1/2	T-45-A
T-96-A	3	T-96-A
T-502	3 1/2	T-502
T-1072	4	T-1072
T-1086	5	T-1086
T-1103	6	T-1103

#### Recommended closures for unthreaded standard weight pipe (Schedule 40)\*\*



Caplug No.	Size	Caplug No.
T-4	1/8	T-4
T-6-X	1/4	T-6-X
T-8-X	3/8	T-8-X
T-11	1/2	T-11
T-13-X	3/4	T-13-X
T-16	1	T-16
T-18-X	1 1/4	T-18-X
T-210	1 1/2	T-210
T-240	2	T-240
T-45-A	2 1/2	T-45-A
T-1050	3	T-1050
T-1064	3 1/2	T-1064
T-1072	4	T-1072
T-1107	6	T-1107
T-1139	8	T-1139

\*\*For other tapered style caps see:

Series	Pages
WW	24-25
W	26-27
WWX	26-27
PTC	38-39

\*\*\*For threaded caps see:

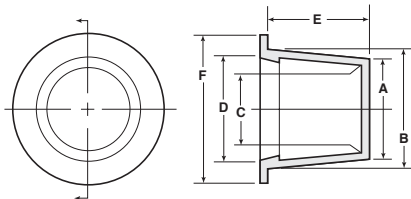
Series	Pages
CD	86-87
ASC	86-87
PC	88-89



# CAPS non-threaded

## T Series Tapered Capslugs (cont.)

Caplug No.	Dimensions												Packaging				Caplug No.
	A		B		C		D		E		F		Standard Carton		Mini Pak Quantity		
	in	mm	in	mm	in	mm	in	mm	in	mm	in	mm	Shipping Wt. (Approx.) lbs kgs	No. of Pieces			
<i>T-00</i>	.116	2.95	.182	4.62	.053	1.35	.120	3.05	.38	9.65	.31	7.87	2	0.9	5000	1000	<i>T-00</i>
<i>T-00-S</i>	.140	3.56	.180	4.57	.088	2.24	.109	2.77	.22	5.59	.31	7.87	4	1.8	5000	1000	<i>T-00-S</i>
<i>T-00-X</i>	.145	3.68	.205	5.21	.079	2.01	.150	3.81	.38	9.65	.41	10.41	3	1.3	5000	1000	<i>T-00-X</i>
<i>T-0</i>	.173	4.39	.240	6.10	.111	2.82	.177	4.50	.38	9.65	.38	9.65	3	1.3	5000	1000	<i>T-0</i>
<i>T-0-X</i>	.184	4.67	.255	6.48	.113	2.87	.172	4.37	.38	9.65	.38	9.65	3	1.3	5000	1000	<i>T-0-X</i>
<i>T-1</i>	.236	5.99	.302	7.67	.174	4.42	.240	6.10	.38	9.65	.44	11.18	3	1.3	5000	1000	<i>T-1</i>
<i>T-1-X</i>	.267	6.78	.335	8.51	.205	5.21	.273	6.93	.38	9.65	.47	11.94	4	1.8	5000	1000	<i>T-1-X</i>
<i>T-2</i>	.299	7.59	.365	9.27	.235	5.97	.302	7.67	.38	9.65	.50	12.70	4	1.8	5000	1000	<i>T-2</i>
<i>T-2-S</i>	.325	8.26	.367	9.32	.263	6.68	.305	7.75	.19	4.83	.50	12.70	3	1.3	5000	1000	<i>T-2-S</i>
<i>T-2-X</i>	.330	8.38	.396	10.06	.267	6.78	.333	8.46	.38	9.65	.53	13.46	4	1.8	5000	1000	<i>T-2-X</i>
<i>T-3</i>	.361	9.17	.427	10.85	.298	7.57	.365	9.27	.38	9.65	.56	14.22	5	2.2	5000	1000	<i>T-3</i>
<i>T-3-X</i>	.390	9.91	.456	11.58	.327	8.31	.394	10.01	.38	9.65	.59	14.99	6	2.7	5000	1000	<i>T-3-X</i>
<i>T-4</i>	.419	10.64	.485	12.32	.356	9.04	.422	10.72	.38	9.65	.63	16.00	6	2.7	5000	1000	<i>T-4</i>
<i>T-4-X</i>	.447	11.35	.513	13.03	.385	9.78	.451	11.46	.38	9.65	.66	16.76	6	2.7	5000	1000	<i>T-4-X</i>
<i>T-5</i>	.471	11.96	.547	13.89	.409	10.39	.485	12.32	.44	11.18	.69	17.53	7	3.1	5000	1000	<i>T-5</i>
<i>T-5-S</i>	.533	13.54	.562	14.28	.477	12.12	.506	12.85	.22	5.59	.68	17.27	5	2.2	5000	1000	<i>T-5-S</i>
<i>T-5-X</i>	.500	12.70	.576	14.63	.440	11.18	.516	13.11	.44	11.18	.72	18.29	7	3.1	5000	1000	<i>T-5-X</i>
<i>T-6</i>	.532	13.51	.608	15.44	.468	11.89	.545	13.84	.44	11.18	.75	19.05	8	3.6	5000	1000	<i>T-6</i>
<i>T-6-S</i>	.554	14.07	.612	15.55	.490	12.45	.551	14.00	.31	7.87	.75	19.05	6	2.7	5000	1000	<i>T-6-S</i>
<i>T-6-X</i>	.550	13.97	.631	16.03	.487	12.37	.568	14.43	.47	11.94	.75	19.05	8	3.6	5000	1000	<i>T-6-X</i>
<i>T-7</i>	.580	14.73	.667	16.94	.518	13.16	.605	15.37	.50	12.70	.81	20.57	9	4.0	5000	1000	<i>T-7</i>
<i>T-7-X</i>	.610	15.49	.695	17.65	.549	13.95	.634	16.10	.50	12.70	.84	21.34	10	4.5	5000	1000	<i>T-7-X</i>
<i>T-8</i>	.640	16.26	.727	18.47	.578	14.68	.664	16.87	.50	12.70	.88	22.35	10	4.5	5000	1000	<i>T-8</i>
<i>T-8-S</i>	.669	16.99	.694	17.63	.613	15.57	.638	16.21	.19	4.83	.75	19.05	7	3.1	5000	1000	<i>T-8-S</i>
<i>T-8-X</i>	.675	17.15	.755	19.18	.613	15.57	.693	17.60	.50	12.70	.88	22.35	10	4.5	5000	1000	<i>T-8-X</i>
<i>T-9</i>	.690	17.53	.788	20.02	.628	15.95	.726	18.44	.56	14.22	.94	23.88	13	5.8	5000	1000	<i>T-9</i>
<i>T-9-S</i>	.740	18.80	.765	19.43	.678	17.22	.703	17.86	.19	4.83	.88	22.35	7	3.1	5000	1000	<i>T-9-S</i>
<i>T-9-X</i>	.725	18.42	.823	20.91	.663	16.84	.761	19.33	.56	14.22	.97	24.64	13	5.8	5000	1000	<i>T-9-X</i>
<i>T-10</i>	.750	19.05	.848	21.54	.687	17.45	.785	19.94	.56	14.22	1.00	25.40	13	5.8	5000	1000	<i>T-10</i>
<i>T-11</i>	.802	20.37	.911	23.14	.740	18.80	.849	21.57	.63	16.00	1.06	26.93	15	6.8	5000	1000	<i>T-11</i>
<i>T-11-X</i>	.815	20.70	.930	23.62	.753	19.13	.868	22.05	.63	16.00	1.09	27.69	16	7.2	5000	1000	<i>T-11-X</i>
<i>T-11-S</i>	.837	21.26	.890	22.61	.757	19.23	.810	20.57	.22	5.59	1.05	26.67	12	5.4	5000	1000	<i>T-11-S</i>
<i>T-12</i>	.866	22.00	.975	24.77	.803	20.40	.912	23.17	.63	16.00	1.13	28.70	17	7.6	5000	1000	<i>T-12</i>
<i>T-12-X</i>	.915	23.24	1.040	26.42	.855	21.72	.980	24.89	.69	17.53	1.16	29.47	18	8.1	5000	1000	<i>T-12-X</i>
<i>T-13-A</i>	.960	24.38	1.047	26.59	.900	22.86	.987	25.07	.50	12.70	1.19	30.23	17	7.6	5000	1000	<i>T-13-A</i>
<i>T-13</i>	.964	24.49	1.090	27.69	.901	22.89	1.027	26.09	.75	19.05	1.25	31.75	12	5.4	2500	500	<i>T-13</i>
<i>T-13-X</i>	.995	25.27	1.145	29.08	.933	23.70	1.083	27.51	.75	19.05	1.31	33.28	12	5.4	2500	500	<i>T-13-X</i>
<i>T-14</i>	1.094	27.79	1.215	30.86	1.031	26.19	1.152	29.26	.75	19.05	1.41	35.82	14	6.3	2500	500	<i>T-14</i>
<i>T-14-X</i>	1.175	29.85	1.284	32.61	1.113	28.27	1.222	31.04	.63	16.00	1.44	36.58	14	6.3	2500	500	<i>T-14-X</i>
<i>T-15-A</i>	.836	21.24	1.305	33.15	.777	19.74	1.247	31.68	1.06	26.93	1.43	36.32	15	6.8	2500	500	<i>T-15-A</i>
<i>T-15</i>	1.224	31.09	1.355	34.42	1.161	29.49	1.292	32.82	.75	19.05	1.50	38.10	15	6.8	2500	500	<i>T-15</i>
<i>T-15-X</i>	1.235	31.37	1.360	34.55	1.173	29.80	1.298	32.97	.81	20.57	1.50	38.10	16	7.2	2500	500	<i>T-15-X</i>
<i>T-15-S</i>	1.285	32.64	1.346	34.19	1.227	31.17	1.288	32.72	.38	9.65	1.47	37.34	19	8.6	5000	1000	<i>T-15-S</i>
<i>T-16-A</i>	1.140	28.96	1.420	36.07	1.085	27.56	1.358	34.49	.81	20.57	1.56	39.63	14	6.3	2500	500	<i>T-16-A</i>
<i>T-16</i>	1.312	33.33	1.465	37.21	1.249	31.73	1.402	35.61	.88	22.35	1.63	41.40	19	8.6	2500	500	<i>T-16</i>
<i>T-16-S</i>	1.395	35.43	1.465	37.21	1.345	34.16	1.405	35.69	.39	9.91	1.59	40.39	5	2.2	1000	200	<i>T-16-S</i>
<i>T-17-A</i>	1.239	31.47	1.507	38.28	1.169	29.69	1.437	36.50	.75	19.05	1.63	41.40	16	7.2	2500	500	<i>T-17-A</i>
<i>T-17</i>	1.447	36.76	1.600	40.64	1.384	35.15	1.537	39.04	.88	22.35	1.75	44.45	9	4.0	1000	200	<i>T-17</i>
<i>T-17-S</i>	1.513	38.43	1.600	40.64	1.451	36.86	1.537	39.04	.50	12.70	1.75	44.45	16	7.2	2500	500	<i>T-17-S</i>
<i>T-18</i>	1.560	39.63	1.682	42.72	1.498	38.05	1.620	41.15	.75	19.05	1.88	47.75	9	4.0	1000	200	<i>T-18</i>
<i>T-18-X</i>	1.630	41.40	1.750	44.45	1.568	39.83	1.688	42.88	.75	19.05	1.94	49.28	10	4.5	1000	200	<i>T-18-X</i>
<i>T-19</i>	1.750	44.45	1.880	47.75	1.688	42.88	1.818	46.18	.75	19.05	2.00	50.80	9	4.0	1000	200	<i>T-19</i>
<i>T-20-A</i>	1.440	36.58	1.895	48.13	1.378	35.00	1.833	46.56	1.28	32.51	2.06	52.33	11	4.9	1000	200	<i>T-20-A</i>
<i>T-20</i>	1.780	45.21	1.950	49.53	1.718	43.64	1.888	47.96	1.00	25.40	2.13	54.10	12	5.4	1000	200	<i>T-20</i>
<i>T-20-S</i>	1.781	45.24	1.805	45.85	1.722	43.74	1.746	44.35	.38	9.65	2.00	50.80	7	3.1	1000	200	<i>T-20-S</i>
<i>T-210</i>	1.844	46.84	2.000	50.80	1.781	45.24	1.938	49.23	1.00	25.40	2.13	54.10	12	5.4	1000	200	<i>T-210</i>



**WHEN CAPPING**  
"C" Dim. must be at least 1% smaller than diameter to be capped. Minimum .020".

Note: part number in *red italics* also available from stock in FlexTemp (Thermoplastic Rubber)/Green



Applicable Specs.: MIL-C-5501/7 (MIL-C-52078), NAS-834

## T Series (cont.)

Caplug No.	Dimensions												Packaging			Caplug No.	
	A		B		C		D		E		F		Standard Carton		Mini Pak Quantity		
	in	mm	in	mm	in	mm	in	mm	in	mm	in	mm	Shipping Wt. (Approx.) lbs	kgs			No. of Pieces
T-21-A	1.738	44.15	2.163	54.94	1.668	42.37	2.093	53.16	1.18	29.97	2.31	58.68	13	5.8	1000	200	T-21-A
T-21	1.900	48.26	2.076	52.73	1.837	46.66	2.013	51.13	1.00	25.40	2.25	57.15	14	6.3	1000	200	T-21
T-220	1.975	50.17	2.132	54.15	1.913	48.59	2.070	52.58	1.00	25.40	2.25	57.15	13	5.8	1000	200	T-220
T-22-A	1.935	49.15	2.310	58.68	1.875	47.63	2.255	57.28	.85	21.59	2.47	62.74	12	5.4	1000	200	T-22-A
T-22-S	2.015	51.18	2.147	54.54	1.953	49.61	2.085	52.96	.75	19.05	2.31	58.68	12	5.4	1000	200	T-22-S
T-221	2.067	52.50	2.243	56.97	2.005	50.93	2.181	55.40	1.00	25.40	2.44	61.98	13	5.8	1000	200	T-221
T-230	2.136	54.26	2.312	58.73	2.074	52.68	2.250	57.15	1.00	25.40	2.56	65.03	15	6.8	1000	200	T-230
T-24-S	2.230	56.64	2.260	57.41	2.168	55.07	2.198	55.83	.50	12.70	2.50	63.50	12	5.4	1000	200	T-24-S
T-25-A	2.125	53.98	2.406	61.11	2.063	52.40	2.344	59.54	1.00	25.40	2.53	64.26	14	6.3	1000	200	T-25-A
T-240	2.298	58.37	2.464	62.59	2.235	56.77	2.401	60.99	1.00	25.40	2.63	66.80	10	4.5	500	100	T-240
T-250	2.395	60.84	2.602	66.09	2.333	59.26	2.540	64.52	1.03	26.16	2.81	71.38	10	4.5	500	100	T-250
T-33-A1	2.480	62.99	2.644	67.16	2.418	61.42	2.582	65.59	.63	16.00	2.78	70.61	14	6.3	1000	200	T-33-A1
T-33-A	2.307	58.60	2.650	67.31	2.245	57.03	2.588	65.74	1.25	31.75	2.78	70.61	10	4.5	500	100	T-33-A
T-43-A	2.457	62.41	2.750	69.85	2.395	60.84	2.688	68.28	1.00	25.40	2.88	73.15	11	4.9	500	100	T-43-A
T-43-X	2.555	64.90	2.690	68.33	2.493	63.32	2.628	66.75	.63	16.00	2.88	73.15	16	7.2	1000	200	T-43-X
T-44	2.641	67.08	2.790	70.87	2.579	65.51	2.728	69.29	.75	19.05	2.94	74.68	9	4.0	500	100	T-44
T-45-A	2.760	70.11	2.990	75.95	2.685	68.20	2.947	74.86	1.00	25.40	3.13	79.51	10	4.5	500	100	T-45-A
T-500	2.849	72.37	2.980	75.69	2.787	70.79	2.918	74.12	.75	19.05	3.25	82.55	10	4.5	500	100	T-500
T-53	2.975	75.57	3.103	78.82	2.915	74.04	3.041	77.24	.75	19.05	3.34	84.84	11	4.9	500	100	T-53
T-55-A	2.982	75.75	3.245	82.43	2.912	73.97	3.175	80.65	1.00	25.40	3.38	85.86	12	5.4	500	100	T-55-A
T-57-A	3.090	78.49	3.370	85.60	3.020	76.71	3.300	83.82	1.00	25.40	3.50	88.90	15	6.8	500	100	T-57-A
T-501	3.325	84.46	3.457	87.81	3.245	82.43	3.377	85.78	.75	19.05	3.63	92.21	9	4.0	250	50	T-501
T-96-A	3.270	83.06	3.562	90.48	3.200	81.28	3.492	88.70	1.13	28.70	3.69	93.73	9	4.0	250	50	T-96-A
T-1050	3.47	88.14	3.60	91.44	3.41	86.62	3.54	89.92	.75	19.05	3.88	98.56	16	7.2	500	100	T-1050
T-1051	3.55	90.17	3.73	94.75	3.48	88.40	3.66	92.97	1.00	25.40	4.00	101.60	10	4.5	250	50	T-1051
T-1052	3.68	93.48	3.80	96.52	3.61	91.70	3.73	94.75	.75	19.05	4.00	101.60	9	4.0	250	50	T-1052
T-502	3.79	96.27	3.92	99.57	3.71	94.24	3.84	97.54	.75	19.05	4.12	104.65	9	4.0	250	50	T-502
T-1063	3.93	99.83	4.07	103.38	3.86	98.05	4.00	101.60	.75	19.05	4.38	111.26	10	4.5	250	50	T-1063
T-1064	4.02	102.11	4.14	105.16	3.94	100.08	4.07	103.38	.75	19.05	4.53	115.07	11	4.9	250	50	T-1064
T-1067	4.09	103.89	4.32	109.73	4.01	101.86	4.24	107.70	1.25	31.75	4.62	117.35	14	6.3	250	50	T-1067
T-1070	4.27	108.46	4.43	112.53	4.18	106.18	4.34	110.24	.88	22.35	4.88	123.96	15	6.8	250	50	T-1070
T-1072	4.37	111.00	4.62	117.35	4.29	108.97	4.54	115.32	1.00	25.40	5.00	127.01	14	6.3	250	50	T-1072
T-1076	4.64	117.86	4.85	123.19	4.57	116.08	4.78	121.42	.88	22.35	5.25	133.36	14	6.3	250	50	T-1076
T-1078	4.79	121.67	4.97	126.24	4.71	119.64	4.89	124.21	1.00	25.40	5.38	136.66	16	7.2	250	50	T-1078
T-1079	4.91	124.72	5.09	129.29	4.83	122.69	5.01	127.26	1.00	25.40	5.50	139.71	15	6.8	250	50	T-1079
T-1080	4.99	126.75	5.20	132.09	4.92	124.97	5.10	129.55	1.00	25.40	5.63	143.01	16	7.2	250	50	T-1080
T-1084	5.18	131.58	5.36	136.15	5.11	129.80	5.29	134.37	1.00	25.40	5.88	149.36	19	8.6	250	50	T-1084
T-1086	5.33	135.39	5.49	139.45	5.21	132.34	5.37	136.40	.88	22.35	5.88	149.36	19	8.6	250	50	T-1086
T-1088	5.47	138.94	5.62	142.75	5.39	136.91	5.54	140.72	1.00	25.40	6.13	155.71	18	8.1	250	50	T-1088
T-1090	5.57	141.48	5.75	146.06	5.49	139.45	5.67	144.02	1.00	25.40	6.19	157.23	19	8.6	250	50	T-1090
T-1092	5.70	144.79	5.87	149.10	5.61	142.50	5.79	147.07	.98	24.89	6.25	158.76	19	8.6	250	50	T-1092
T-1097	6.01	152.66	6.18	156.98	5.92	150.37	6.10	154.95	1.00	25.40	6.62	168.15	19	8.6	250	50	T-1097
T-1100	6.18	156.98	6.35	161.30	6.09	154.69	6.26	159.01	1.00	25.40	6.75	171.46	10	4.5	100	20	T-1100
T-1103	6.40	162.57	6.56	166.63	6.33	160.79	6.49	164.85	.87	22.10	6.94	176.28	10	4.5	100	20	T-1103
T-1107	6.61	167.90	6.71	170.44	6.53	165.87	6.63	168.41	1.50	38.10	7.19	182.63	13	5.8	100	20	T-1107
T-1108-S	6.88	174.75	7.03	178.56	6.80	172.72	6.95	176.53	.50	12.70	7.67	194.82	12	5.4	100	20	T-1108-S
T-1109	7.05	179.08	7.12	180.86	6.97	177.04	7.06	179.33	1.00	25.40	7.63	193.81	14	6.3	100	20	T-1109
T-1110	7.34	186.44	7.65	194.32	7.26	184.41	7.56	192.03	1.00	25.40	7.94	201.68	13	5.8	100	20	T-1110
T-1120	7.66	194.57	7.84	199.14	7.58	192.54	7.76	197.11	1.00	25.40	8.12	206.26	12	5.4	100	20	T-1120
T-1128	7.97	202.45	8.14	206.76	7.88	200.16	8.05	204.48	1.00	25.40	8.38	212.86	13	5.8	100	20	T-1128
T-1133	8.15	207.02	8.35	212.10	8.05	204.48	8.25	209.56	1.38	35.05	8.75	222.26	10	4.5	50	10	T-1133
T-1137	8.40	213.37	8.60	218.45	8.30	210.83	8.50	215.91	1.38	35.05	9.00	228.61	10	4.5	50	10	T-1137
T-1139	8.67	220.23	8.73	221.75	8.55	217.18	8.60	218.45	1.50	38.10	9.13	231.91	11	4.9	50	10	T-1139
T-1142	9.06	230.12	9.36	237.85	8.89	225.81	9.24	234.70	1.75	44.45	9.86	250.44	13	5.8	50	10	T-1142
T-1143	10.79	274.07	11.10	281.89	10.62	269.75	10.91	277.11	1.75	44.45	11.60	294.64	19	8.6	40	8	T-1143
T-1146	11.11	282.19	11.46	290.96	10.78	273.79	11.37	288.70	2.00	50.80	11.96	303.78	20	9.1	40	6	T-1146
T-1314	12.79	324.87	13.14	333.71	12.48	316.99	12.92	328.24	2.00	50.80	13.64	346.46	21	9.5	30	6	T-1314
T-1360	13.25	336.55	13.60	345.36	12.96	329.18	13.18	334.70	2.00	50.80	14.10	358.14	22	10	30	6	T-1360



# CAPS non-threaded

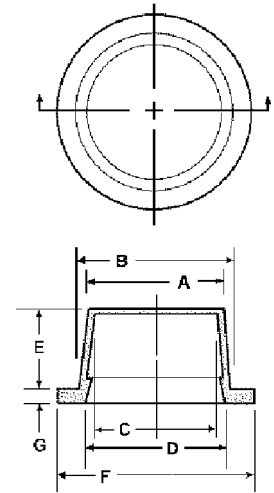
## WW Series Tapered Caps with Wide, Thick Flanges



Accepted by the aircraft industry, Series WW Caps are designed with a wide, thick flange to ensure against being erroneously forced "all the way through" when used as a plug. Available in fifty-five sizes, this versatile part may easily be used as a cap or plug depending upon application.



**MATERIAL:** Low Density Polyethylene  
**COLOR\*:** Yellow



# non-threaded CAPS



Applicable Specs.: NSA STND, NAS-816



**WHEN CAPPING**  
"C" Dim. must be at least 1% smaller than diameter to be capped.  
Minimum .020".

## WW Series

Caplug No.	Dimensions														Packaging				Caplug No.
	A		B		C		D		E		F		G		Standard Carton		Mini Pak Quantity		
	in	mm	in	mm	in	mm	in	mm	in	mm	in	mm	in	mm	Shipping Wt. (Approx.)	No. of Pieces			
lbs	kgs																		
WW-00	.116	2.95	.182	4.62	.053	1.35	.120	3.05	.37	9.40	.50	12.70	.090	2.29	5	2.2	5000	1000	WW-00
WW-0	.173	4.39	.240	6.10	.111	2.82	.177	4.50	.37	9.40	.56	14.22	.090	2.29	6	2.7	5000	1000	WW-0
WW-1	.236	5.99	.296	7.52	.174	4.42	.225	5.72	.31	7.87	.62	15.75	.090	2.29	6	2.7	5000	1000	WW-1
WW-2	.299	7.59	.365	9.27	.235	5.97	.302	7.67	.31	7.87	.68	17.27	.090	2.29	8	3.6	5000	1000	WW-2
WW-2X	.333	8.46	.392	9.96	.269	6.83	.319	8.10	.31	7.87	.72	18.29	.090	2.29	8	3.6	5000	1000	WW-2X
WW-3	.367	9.32	.418	10.62	.298	7.57	.354	8.99	.31	7.87	.75	19.05	.090	2.29	9	4.0	5000	1000	WW-3
WW-3X	.397	10.08	.447	11.35	.328	8.33	.383	9.73	.31	7.87	.78	19.81	.090	2.29	9	4.0	5000	1000	WW-3X
WW-4	.427	10.85	.475	12.07	.356	9.04	.409	10.39	.31	7.87	.81	20.57	.090	2.29	10	4.5	5000	1000	WW-4
WW-4X	.435	11.05	.509	12.93	.365	9.27	.439	11.15	.37	9.40	.83	21.08	.090	2.29	11	4.9	5000	1000	WW-4X
WW-5	.481	12.22	.547	13.89	.409	10.39	.493	12.52	.37	9.40	.87	22.10	.090	2.29	12	5.4	5000	1000	WW-5
WW-5X	.500	12.70	.563	14.30	.440	11.18	.500	12.70	.37	9.40	.89	22.61	.090	2.29	13	5.8	5000	1000	WW-5X
WW-6	.530	13.46	.615	15.62	.468	11.89	.547	13.89	.37	9.40	.92	23.67	.090	2.29	14	6.3	5000	1000	WW-6
WW-6X	.560	14.22	.631	16.03	.497	12.62	.579	14.71	.41	10.41	.97	24.64	.090	2.29	15	6.8	5000	1000	WW-6X
WW-7	.590	14.99	.667	16.94	.518	13.16	.605	15.37	.44	11.18	1.00	25.40	.090	2.29	16	7.2	5000	1000	WW-7
WW-7X	.610	15.49	.687	17.45	.548	13.92	.635	16.13	.44	11.18	1.03	26.16	.090	2.29	16	7.2	5000	1000	WW-7X
WW-8	.628	15.95	.725	18.42	.558	14.17	.662	16.82	.44	11.18	1.06	26.93	.090	2.29	17	7.6	5000	1000	WW-8
WW-8X	.658	16.71	.750	19.05	.588	14.94	.687	17.45	.44	11.18	1.09	27.69	.090	2.29	18	8.1	5000	1000	WW-8X
WW-9	.690	17.53	.775	19.69	.620	15.75	.721	18.31	.47	11.94	1.12	28.45	.090	2.29	19	8.6	5000	1000	WW-9
WW-9X	.725	18.42	.812	20.63	.663	16.84	.761	19.33	.50	12.70	1.16	29.47	.090	2.29	21	9.4	5000	1000	WW-9X
WW-10	.755	19.18	.870	22.10	.693	17.60	.808	20.52	.50	12.70	1.18	29.97	.090	2.29	21	9.4	5000	1000	WW-10
WW-11	.820	20.83	.930	23.62	.755	19.18	.865	21.97	.53	13.46	1.25	31.75	.090	2.29	24	10.8	2500	500	WW-11
WW-11X	.825	20.96	.929	23.60	.763	19.38	.878	22.30	.56	14.22	1.25	31.75	.090	2.29	23	10.3	2500	500	WW-11X
WW-12	.867	22.02	.975	24.77	.805	20.45	.913	23.19	.56	14.22	1.28	32.51	.090	2.29	26	11.7	2500	500	WW-12
WW-12X	.915	23.24	1.035	26.29	.840	21.34	.960	24.38	.63	16.00	1.34	34.04	.090	2.29	16	7.2	2500	500	WW-12X
WW-13	.984	24.99	1.105	28.07	.919	23.34	1.040	26.42	.66	16.76	1.44	36.58	.090	2.29	16	7.2	2500	500	WW-13
WW-13B	1.094	27.79	1.215	30.86	1.031	26.19	1.132	28.75	.69	17.53	1.56	39.63	.090	2.29	18	8.1	2500	500	WW-13B
WW-14	1.110	28.20	1.233	31.32	1.043	26.49	1.157	29.39	.66	16.76	1.56	39.63	.090	2.29	19	8.6	2500	500	WW-14
WW-14X	1.150	29.21	1.284	32.61	1.108	28.14	1.205	30.61	.66	16.76	1.56	39.63	.090	2.29	18	8.1	2500	500	WW-14X
WW-15	1.237	31.42	1.382	35.10	1.167	29.64	1.288	32.72	.66	16.76	1.68	42.67	.090	2.29	21	9.4	2500	500	WW-15
WW-16	1.312	33.33	1.465	37.21	1.249	31.73	1.364	34.65	.81	20.57	1.84	46.74	.120	3.05	13	5.8	1000	200	WW-16
WW-16X	1.416	35.97	1.516	38.51	1.354	34.39	1.462	37.14	.69	17.53	1.75	44.45	.120	3.05	11	4.9	1000	200	WW-16X
WW-17	1.452	36.88	1.603	40.72	1.377	34.98	1.503	38.18	.63	16.00	1.94	49.28	.120	3.05	13	5.8	1000	200	WW-17
WW-18	1.580	40.13	1.714	43.54	1.515	38.48	1.649	41.89	.63	16.00	2.06	52.33	.120	3.05	13	5.8	1000	200	WW-18
WW-19	1.730	43.94	1.887	47.93	1.650	41.91	1.780	45.21	.63	16.00	2.31	58.68	.120	3.05	17	7.6	1000	200	WW-19
WW-200	1.810	45.98	1.975	50.17	1.730	43.94	1.895	48.13	.63	16.00	2.38	60.45	.120	3.05	18	8.1	1000	200	WW-200
WW-210	1.850	46.99	2.020	51.31	1.788	45.42	1.917	48.69	1.00	25.40	2.44	61.98	.120	3.05	11	4.9	500	100	WW-210
WW-21	1.927	48.95	2.058	52.28	1.857	47.17	1.988	50.50	.63	16.00	2.38	60.45	.120	3.05	17	7.6	1000	200	WW-21
WW-221	2.079	52.81	2.228	56.59	2.015	51.18	2.132	54.15	.99	25.15	2.63	66.80	.120	3.05	12	5.4	500	100	WW-221
WW-230	2.136	54.26	2.312	58.73	2.074	52.68	2.250	57.15	1.00	25.40	2.75	69.85	.120	3.05	12	5.4	500	100	WW-230
WW-25A	2.125	53.98	2.406	61.11	2.063	52.40	2.344	59.54	1.00	25.40	2.69	68.33	.120	3.05	12	5.4	500	100	WW-25A
WW-240	2.298	58.37	2.464	62.59	2.235	56.77	2.370	60.20	1.00	25.40	2.88	73.15	.120	3.05	14	6.3	500	100	WW-240
WW-250	2.395	60.84	2.602	66.09	2.333	59.26	2.500	63.50	1.13	28.70	3.00	76.20	.120	3.05	14	6.3	500	100	WW-250
WW-33A	2.305	58.55	2.620	66.55	2.245	57.03	2.560	65.03	1.25	31.75	3.06	77.73	.120	3.05	8	3.6	250	50	WW-33A
WW-43A	2.475	62.87	2.725	69.22	2.405	61.09	2.650	67.31	.91	23.11	3.16	80.27	.120	3.05	8	3.6	250	50	WW-43A
WW-44	2.638	67.01	2.759	70.08	2.568	65.23	2.661	67.59	.69	17.53	3.22	81.79	.120	3.05	14	6.3	500	100	WW-44
WW-45A	2.685	68.20	2.955	75.06	2.623	66.63	2.916	74.07	1.00	25.40	3.44	87.38	.120	3.05	8	3.6	250	50	WW-45A
WW-53	3.002	76.25	3.129	79.48	2.939	74.65	3.042	77.27	.75	19.05	3.56	90.42	.120	3.05	9	4.0	250	50	WW-53
WW-55A	2.990	75.95	3.250	82.55	2.920	74.17	3.150	80.01	1.00	25.40	3.75	95.25	.120	3.05	11	4.9	250	50	WW-55A
WW-57A	3.090	78.49	3.370	85.60	3.020	76.71	3.322	84.38	1.00	25.40	3.81	96.78	.120	3.05	10	4.5	250	50	WW-57A
WW-96A	3.225	81.92	3.562	90.48	3.155	80.14	3.517	89.34	1.12	28.45	4.00	101.60	.120	3.05	11	4.9	250	50	WW-96A
WW-501	3.325	84.46	3.457	87.81	3.245	82.43	3.382	85.91	.75	19.05	3.88	98.56	.120	3.05	10	4.5	250	50	WW-501
WW-502	3.790	96.27	3.920	99.57	3.710	94.24	3.840	97.54	.75	19.05	4.34	110.24	.120	3.05	13	5.8	250	50	WW-502
WW-1064	4.011	101.88	4.135	105.03	3.937	100.00	4.061	103.15	.75	19.05	4.62	117.35	.120	3.05	6	2.7	100	20	WW-1064
WW-1076	4.640	117.86	4.815	122.30	4.570	116.08	4.685	119.00	.88	22.35	5.17	131.32	.120	3.05	7	3.1	100	20	WW-1076
WW-1107	6.611	167.92	6.683	169.75	6.530	165.86	6.630	168.40	1.43	36.32	7.12	180.85	.120	3.05	13	5.8	100	20	WW-1107



# CAPS non-threaded

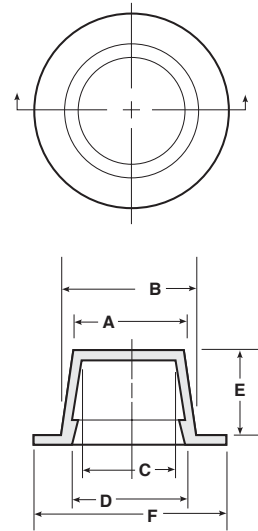
## W Series Tapered Caps with Wide Flanges



Featuring a wider flange than standard Tapered Caplugs, the Series W offers added protection for bearing surfaces and cannot be accidentally pushed all the way into or through an opening being plugged.



MATERIAL: Low Density Polyethylene  
COLOR\*: Red



## WWX Series Tapered Caps with Extra-Wide, Extra-Thick Flanges



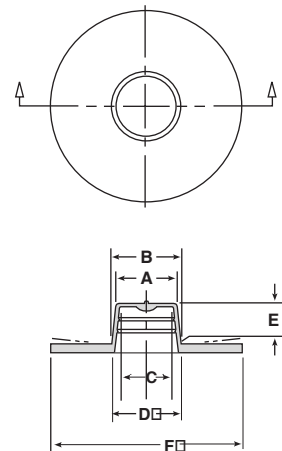
The extra-wide flange of the WWX Series provides extended visibility.

This dummy-proof design prevents the mating component from being installed without first removing the cap.

Available in thirteen sizes, this versatile part may easily be used as a cap or plug depending on application.



MATERIAL: Low Density Polyethylene  
COLOR\*: Yellow





**WHEN CAPPING**  
"C" Dim. must be at least 1% smaller than diameter to be capped. Minimum .020".

## W Series

Caplug No.	Dimensions												Packaging				Caplug No.
	A		B		C		D		E		F		Standard Carton		Mini Pak Quantity		
	in	mm	in	mm	in	mm	in	mm	in	mm	in	mm	Shipping Wt. (Approx.) lbs	kgs		No. of Pieces	
W-0	.173	4.39	.240	6.10	.111	2.82	.177	4.50	.38	9.65	.56	14.22	3	1.3	5000	1000	W-0
W-1	.240	6.10	.315	8.00	.183	4.65	.245	6.22	.36	9.14	.62	15.75	4	1.8	5000	1000	W-1
W-2	.302	7.67	.375	9.53	.240	6.10	.303	7.70	.38	9.65	.69	17.53	5	2.2	5000	1000	W-2
W-3	.360	9.14	.425	10.80	.298	7.57	.363	9.22	.38	9.65	.75	19.05	6	2.7	5000	1000	W-3
W-4	.425	10.80	.480	12.19	.363	9.22	.418	10.62	.38	9.65	.81	20.57	7	3.1	5000	1000	W-4
W-5	.472	11.99	.540	13.72	.410	10.41	.478	12.14	.44	11.18	.88	22.35	8	3.6	5000	1000	W-5
W-6	.536	13.61	.615	15.62	.474	12.04	.553	14.05	.44	11.18	.92	23.37	10	4.5	5000	1000	W-6
W-7	.590	14.99	.670	17.02	.528	13.41	.608	15.44	.50	12.70	1.00	25.40	11	4.9	5000	1000	W-7
W-8	.643	16.33	.726	18.44	.581	14.76	.662	16.82	.50	12.70	1.03	26.16	12	5.4	5000	1000	W-8
W-9	.683	17.35	.785	19.94	.621	15.77	.723	18.36	.53	13.46	1.13	28.70	14	6.3	5000	1000	W-9
W-10	.765	19.43	.865	21.97	.703	17.86	.803	20.40	.56	14.22	1.19	30.23	15	6.8	5000	1000	W-10
W-11	.820	20.83	.930	23.62	.758	19.25	.868	22.05	.59	14.99	1.25	31.75	18	8.1	5000	1000	W-11
W-12	.872	22.15	.977	24.82	.810	20.57	.916	23.27	.59	14.99	1.31	33.28	11	4.9	2500	500	W-12
W-13	.975	24.77	1.104	28.04	.913	23.19	1.042	26.47	.72	18.29	1.44	36.58	14	6.3	2500	500	W-13
W-14	1.158	29.41	1.275	32.39	1.096	27.84	1.213	30.81	.72	18.29	1.56	39.63	15	6.8	2500	500	W-14
W-14X	1.175	29.85	1.284	32.61	1.120	28.45	1.229	31.22	.63	16.00	1.67	42.42	14	6.3	2500	500	W-14X
W-15	1.243	31.57	1.375	34.93	1.181	30.00	1.313	33.35	.72	18.29	1.69	42.93	17	7.6	2500	500	W-15
W-16	1.312	33.33	1.475	37.47	1.250	31.75	1.413	35.89	.88	22.35	1.81	45.98	9	4.0	1000	200	W-16
W-16X	1.517	38.53	1.600	40.64	1.432	36.37	1.514	38.46	.49	12.34	2.26	57.30	17	7.6	2000	400	W-16X
W-17	1.455	36.96	1.615	41.02	1.393	35.38	1.553	39.45	.72	18.29	1.94	49.28	9	4.0	1000	200	W-17
W-18	1.575	40.01	1.685	42.80	1.513	38.43	1.623	41.23	.69	17.53	2.00	50.80	10	4.5	1000	200	W-18
W-19	1.735	44.07	1.900	48.26	1.673	42.50	1.838	46.69	.72	18.29	2.22	56.39	12	5.4	1000	200	W-19
W-20	1.810	45.98	1.950	49.53	1.748	44.40	1.888	47.96	.69	17.53	2.31	58.68	13	5.8	1000	200	W-20
W-21	1.945	49.40	2.100	53.34	1.883	47.83	2.038	51.77	.69	17.53	2.44	61.98	14	6.3	1000	200	W-21



**WHEN CAPPING**  
"C" Dim. must be at least 1% smaller than diameter to be capped. Minimum .020".

## WWX Series

Caplug No.	Dimensions												Packaging				Caplug No.
	A		B		C		D		E		F		Standard Carton		Mini Pak Quantity		
	in	mm	in	mm	in	mm	in	mm	in	mm	in	mm	Shipping Wt. (Approx.) lbs	kgs		No. of Pieces	
WWX-8	0.628	15.95	0.725	18.42	0.566	14.38	0.643	16.33	0.44	11.18	2.23	56.64	14	6.4	1000	200	WWX-8
WWX-10	0.755	19.18	0.870	22.10	0.686	17.42	0.788	20.02	0.50	12.70	2.37	60.20	15	6.8	1000	200	WWX-10
WWX-12	0.867	22.02	0.975	24.77	0.798	20.27	0.889	22.58	0.56	14.22	2.48	62.99	16	7.3	1000	200	WWX-12
WWX-13	0.984	24.99	1.105	28.07	0.909	23.09	1.014	25.76	0.66	16.76	2.61	66.29	18	8.2	1000	200	WWX-13
WWX-14	1.110	28.20	1.253	31.83	1.046	26.57	1.171	29.74	0.66	16.76	2.73	69.34	11	5.0	500	100	WWX-14
WWX-15	1.237	31.42	1.382	35.10	1.171	29.74	1.291	32.79	0.66	16.76	2.88	73.15	18	8.2	800	160	WWX-15
WWX-16	1.312	33.32	1.465	37.21	1.243	31.57	1.375	34.93	0.66	16.76	2.97	75.44	19	8.6	800	160	WWX-16
WWX-17	1.452	36.88	1.603	40.72	1.387	35.23	1.519	38.58	0.66	16.76	3.10	78.74	18	8.2	700	140	WWX-17
WWX-18	1.580	40.13	1.714	43.54	1.513	38.43	1.624	41.25	0.66	16.76	3.21	81.53	19	8.6	700	140	WWX-18
WWX-21	1.927	48.95	2.058	52.27	1.867	47.42	1.973	50.11	0.66	16.76	3.56	90.42	19	8.6	600	120	WWX-21
WWX-230	2.120	53.85	2.290	58.17	2.036	51.71	2.210	56.13	1.00	25.40	3.79	96.27	12	5.4	300	60	WWX-230
WWX-250	2.395	60.83	2.602	66.09	2.322	58.98	2.530	64.26	1.13	28.70	4.10	104.14	10	4.5	200	40	WWX-250
WWX-44	2.638	67.01	2.795	70.99	2.547	64.69	2.670	67.82	1.13	28.70	4.26	108.20	11	5.0	200	40	WWX-44




# CAPS non-threaded

## TV Series Flexible Vinyl Tapered Caps

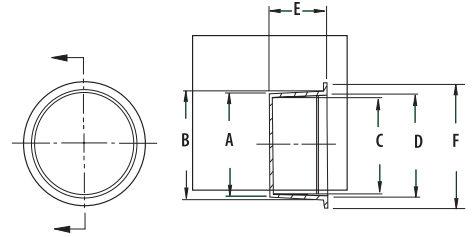
NEW



The TV series features an injection-molded vinyl tapered design that can be used as a cap or a plug. Using an A-80 Shore durometer (hardness) vinyl, these caps resist tearing, cracking, splitting and shredding. Highly flexible, they enable snug fits even with smaller dimensions and irregular shapes; they are also easy to remove. Because vinyl is resistant to heat, this series is ideal for masking applications during painting, plating, shot blasting and powder coating.



**MATERIAL:** Vinyl  
**COLOR\*:** Red (80 durometer)



\* Consult the factory for other material/color options.





## TV Series

Caplug No.	Dimensions												Packaging			Caplug No.	
	A		B		C		D		E		F		Standard Carton		Mini Pak Quantity		
	in	mm	in	mm	in	mm	in	mm	in	mm	in	mm	Shipping Wt. (Approx.) lbs	kgs			No. of Pieces
TV-1	0.230	5.84	0.265	6.73	0.180	4.57	0.200	5.08	0.35	8.76	0.38	9.65	6	2.7	10000	1000	TV-1
TV-2	0.300	7.62	0.363	9.22	0.218	5.54	0.295	7.49	0.38	9.65	0.50	12.70	7	3.2	8500	1000	TV-2
TV-3	0.348	8.84	0.386	9.80	0.260	6.60	0.304	7.72	0.37	9.40	0.50	12.70	9	4.1	7500	1000	TV-3
TV-4	0.381	9.68	0.436	11.07	0.304	7.72	0.374	9.50	0.38	9.65	0.56	14.22	13	5.9	10000	1000	TV-4
TV-4A	0.404	10.26	0.463	11.76	0.338	8.59	0.392	9.96	0.44	11.18	0.59	14.99	14	6.4	10000	1000	TV-4A
TV-4B	0.468	11.89	0.505	12.83	0.408	10.36	0.436	11.07	0.50	12.70	0.62	15.75	10	4.5	7500	1000	TV-4B
TV-5	0.433	11.00	0.498	12.65	0.365	9.27	0.441	11.20	0.44	11.18	0.67	17.02	12	5.4	7500	1000	TV-5
TV-6	0.510	12.95	0.550	13.97	0.460	11.68	0.510	12.95	0.46	11.76	0.75	19.05	11	5.0	1400	280	TV-6
TV-6A	0.569	14.45	0.618	15.70	0.487	12.37	0.540	13.72	0.50	12.70	0.75	19.05	6	2.7	1700	340	TV-6A
TV-7	0.577	14.66	0.636	16.15	0.506	12.85	0.570	14.48	0.53	13.46	0.79	20.07	16	7.3	6000	1000	TV-7
TV-248	0.628	15.95	0.775	19.69	0.570	14.48	0.697	17.70	0.75	19.05	0.90	22.86	17	7.7	3750	750	TV-248
TV-8-TAB	0.686	17.42	0.754	19.15	0.624	15.85	0.680	17.27	0.62	15.75	0.96	24.38	18	8.2	4500	900	TV-8-TAB
TV-8P	0.665	16.89	0.735	18.67	0.590	14.99	0.655	16.64	0.50	12.70	1.00	25.40	21	9.5	6000	1000	TV-8P
TV-8J	0.724	18.39	0.765	19.43	0.630	16.00	0.710	18.03	0.51	12.95	0.98	24.89	21	9.5	6000	1000	TV-8J
TV-9-TAB	0.757	19.23	0.808	20.52	0.698	17.73	0.744	18.90	0.63	16.00	0.96	24.38	14	6.4	3500	700	TV-9-TAB
TV-10-TAB	0.813	20.65	0.884	22.45	0.745	18.92	0.837	21.26	0.53	13.46	1.20	30.48	16	7.3	3500	700	TV-10-TAB
TV-11	0.842	21.39	0.895	22.73	0.772	19.61	0.850	21.59	0.64	16.26	1.07	27.18	27	12.2	4000	800	TV-11
TV-11A	0.930	23.62	0.955	24.26	0.850	21.59	0.885	22.48	0.58	14.61	1.23	31.24	27	12.2	4000	800	TV-11A
TV-11P	0.860	21.84	0.920	23.37	0.775	19.69	0.870	22.10	0.68	17.15	1.06	26.92	25	11.3	4000	800	TV-11P
TV-12	0.993	25.22	1.106	28.09	0.925	23.50	1.044	26.52	0.78	19.81	1.37	34.80	16	7.3	2500	500	TV-12
TV-12P	0.865	21.97	0.925	23.50	0.810	20.57	0.885	22.48	0.68	17.15	1.17	29.72	19	8.6	4000	800	TV-12P
TV-13-TAB	1.031	26.19	1.164	29.57	0.950	24.13	1.090	27.69	0.80	20.32	1.30	33.02	21	9.5	2250	450	TV-13-TAB
TV-14	1.121	28.47	1.183	30.05	1.040	26.42	1.128	28.65	0.78	19.81	1.46	37.08	18	8.2	2000	400	TV-14
TV-14A-TAB	1.600	40.64	1.200	30.48	1.090	27.69	1.195	30.35	0.78	19.81	1.47	37.34	24	10.9	2500	500	TV-14A-TAB
TV-15	1.343	34.11	1.393	35.38	1.253	31.83	1.314	33.38	0.88	22.35	1.63	41.40	18	8.2	1200	240	TV-15
TV-16	1.301	33.05	1.367	34.72	1.221	31.01	1.291	32.79	0.75	19.05	1.58	40.13	18	8.2	1500	300	TV-16
TV-16A	1.330	33.78	1.468	37.29	1.265	32.13	1.402	35.61	0.94	23.88	1.69	42.93	14	6.4	1500	300	TV-16A
TV-17S-TAB	1.510	38.35	1.595	40.51	1.450	36.83	1.510	38.35	0.50	12.70	1.75	44.45	15	6.8	2000	400	TV-17S-TAB
TV-19	1.506	38.25	1.560	39.62	1.434	36.42	1.494	37.95	0.75	19.05	1.85	46.99	19	8.6	1500	300	TV-19
TV-19A	1.773	45.03	1.871	47.52	1.667	42.34	1.774	45.06	0.66	16.76	2.10	53.34	23	10.4	1200	240	TV-19A
TV-20	1.610	40.89	1.690	42.93	1.540	39.12	1.600	40.64	0.75	19.05	1.82	46.10	26	11.8	1500	300	TV-20
TV-20A	1.812	46.02	1.950	49.53	1.716	43.59	1.900	48.26	1.06	26.92	2.18	55.37	32	14.5	1500	300	TV-20A
TV-21H	1.900	48.26	2.025	51.44	1.825	46.36	1.940	49.28	1.06	26.92	2.45	62.23	22	10.0	800	160	TV-21H



# CAPS non-threaded

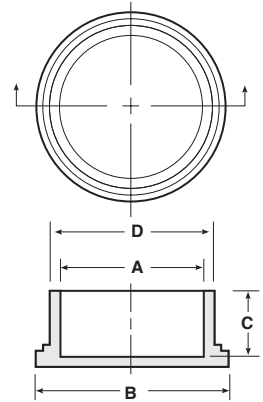
## EC Series Caps for Threaded Connectors



Made to protect threaded connectors, Series EC Caps are designed for easy application and removal in areas not readily accessible. They can be installed over threads or cylindrical surfaces.



**MATERIAL:** Low Density Polyethylene  
**COLOR\*:** Red



## HC Series Hose Caps

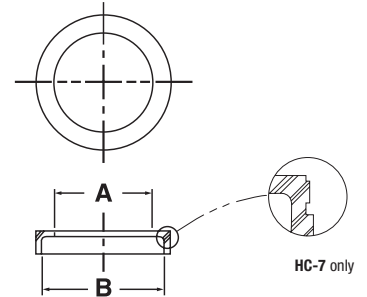
EXPANDED



Series HC Hose Caps are used to cover rigid tube and hose ends, as well as to prevent slippage over the fitting. The primary application for these caps is hose assembly manufacturing.



**MATERIAL:** FlexTemp (Thermoplastic Rubber)  
**COLOR\*:** Yellow



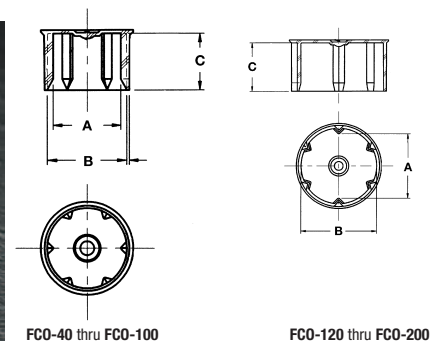
## FCO Series Flat Faced O-Ring Caps



Series FCO Flat Faced O-Ring Caps are designed to cap the outside of hexnuts. Featuring a chamfered flange for easy hand removal, these caps fit snugly to minimize the chance of falling off during transit. Available in two styles, Series FCO is ideal for fluid power valves and hose and pipe fittings.



**MATERIAL:** Low Density Polyethylene  
**COLOR\*:** Red





Applicable Specs.: MS-90376-R, NAS-813, NAS-831, MS-25178

## EC Series

Caplug No.	Dimensions									Packaging				Caplug No.
	To Fit Thread Size	A		B		C		D		Standard Carton		Mini Pak Quantity		
		in	mm	in	mm	in	mm	in	mm	Shipping Wt. (Approx.) lbs	kgs		No. of Pieces	
EC-4	1/4	.246	6.25	.48	12.19	.50	12.70	.31	7.87	6	2.7	5000	1000	EC-4
EC-M8	M8	.309	7.85	.55	13.97	.56	14.22	.37	9.40	8	3.6	5000	1000	EC-M8
EC-5	5/16	.308	7.82	.55	13.97	.56	14.22	.37	9.40	8	3.6	5000	1000	EC-5
EC-6	3/8	.369	9.37	.62	15.75	.50	12.70	.43	10.92	7	3.1	5000	1000	EC-6
EC-8	1/2	.480	12.19	.74	18.80	.50	12.70	.54	13.72	10	4.5	5000	1000	EC-8
EC-9	9/16	.551	14.00	.78	19.81	.44	11.18	.61	15.49	10	4.5	5000	1000	EC-9
EC-10	5/8	.605	15.37	.84	21.34	.50	12.70	.66	16.89	12	5.4	5000	1000	EC-10
EC-12	3/4	.720	18.29	.97	24.64	.50	12.70	.77	19.68	14	6.3	5000	1000	EC-12
EC-14	7/8	.850	20.83	1.13	28.70	.50	12.70	.90	22.99	18	8.1	5000	1000	EC-14
EC-16	1	.973	24.71	1.22	30.99	.50	12.70	1.03	26.29	10	4.5	2500	500	EC-16
EC-18	1 1/8	1.093	27.76	1.33	33.78	.56	14.22	1.15	29.35	13	5.8	2500	500	EC-18
EC-19	1 3/16	1.188	30.18	1.40	35.56	.56	14.22	1.23	31.24	14	6.3	2500	500	EC-19
EC-20	1 1/4	1.231	31.27	1.46	37.09	.56	14.22	1.30	33.05	17	7.6	2500	500	EC-20
EC-22	1 3/8	1.340	34.04	1.59	40.39	.56	14.22	1.41	35.81	17	7.6	2500	500	EC-22
EC-23	1 7/16	1.428	36.27	1.65	41.91	.56	14.22	1.46	37.08	8	3.6	1000	200	EC-23
EC-24	1 1/2	1.463	37.16	1.70	43.18	.56	14.22	1.53	38.94	17	7.6	2500	500	EC-24
EC-25	1 9/16	1.549	39.34	1.73	43.94	.50	12.70	1.59	40.39	17	7.6	2500	500	EC-25
EC-26	1 5/8	1.613	40.97	1.91	48.51	.56	14.22	1.71	43.43	15	6.8	1000	200	EC-26
EC-28	1 3/4	1.715	43.56	1.95	49.53	.56	14.22	1.79	45.47	13	5.8	1000	200	EC-28
EC-32	2	1.965	49.91	2.22	56.39	.56	14.22	2.04	51.82	13	5.8	1000	200	EC-32
EC-36	2 1/4	2.215	56.26	2.43	61.72	.60	15.24	2.29	58.17	15	6.8	1000	200	EC-36
EC-40	2 1/2	2.456	62.38	2.68	68.07	.62	15.75	2.52	64.01	17	7.6	1000	200	EC-40
EC-44	2 3/4	2.720	69.09	2.96	75.00	.60	15.24	2.81	71.42	11	4.9	500	100	EC-44
EC-48	3	2.960	75.18	3.23	82.05	.60	15.24	3.05	77.47	13	5.8	500	100	EC-48
EC-64	4	3.940	100.08	4.16	105.67	1.00	25.40	4.00	101.60	10	4.5	200	40	EC-64
EC-80	5	4.944	125.58	5.12	130.05	1.25	31.75	5.00	127.00	11	4.9	150	30	EC-80

## HC Series

Caplug No.	Dimensions				Packaging				Caplug No.
	A		B		Standard Carton		Mini Pak Quantity		
	in	mm	in	mm	Shipping Wt. (Approx.) lbs	kgs		No. of Pieces	
HC-4	.320	8.13	.589	14.96	10	4.5	10000	1000	HC-4
HC-6	.445	11.30	.766	19.46	12	5.4	10000	1000	HC-6
HC-7*	.660	16.76	.820	20.83	4	1.8	5000	1000	HC-7*
HC-8	.570	14.49	.880	22.35	7	3.2	5000	1000	HC-8
HC-10	.700	17.78	1.056	26.82	8	3.6	5000	1000	HC-10
HC-12	.823	20.90	1.183	30.05	10	4.5	5000	1000	HC-12
HC-16	1.088	27.64	1.404	35.66	14	6.4	5000	1000	HC-16

\*HC-7 is LPE material

## FCO Series

Caplug No.	Dimensions						Packaging				Caplug No.		
	To Fit Thread Size	To Fit Hex Size	A		B		C		Standard Carton			Mini Pak Quantity	
	in	mm	in	mm	in	mm	Shipping Wt. (Approx.) lbs	kgs	No. of Pieces				
FCO-40	9/16-18	11/16	.671	17.04	.786	19.96	.590	14.99	18	8.2	6000	1000	FCO-40
FCO-60	11/16-16	13/16	.792	20.12	.928	23.57	.680	17.27	17	7.7	4000	800	FCO-60
FCO-80	13/16-16	15/16	.916	23.27	1.074	27.28	.840	21.34	10	4.5	2500	500	FCO-80
FCO-100	1-14	1 1/8	1.098	27.89	1.287	32.69	.940	23.88	8	3.6	1500	300	FCO-100
FCO-120	1 3/16-12	1 3/8	1.355	34.42	1.576	40.03	1.030	26.16	8	3.6	1000	200	FCO-120
FCO-160	1 7/16-12	1 5/8	1.586	40.28	1.859	47.22	1.110	28.19	20	9.1	900	180	FCO-160
FCO-200	1 11/16-12	1 7/8	1.832	46.53	2.148	54.56	1.110	28.19	10	4.5	700	140	FCO-200




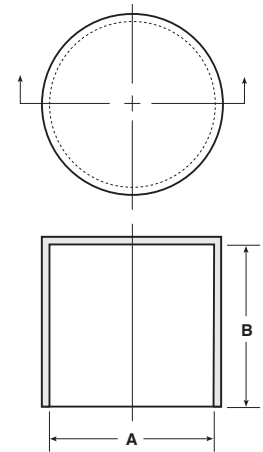
# CAPS non-threaded

## SC Series Sleeve Caps for Tube Ends

Series SC Sleeve Caps are designed to fit outside diameters of tubing sizes listed with a snug friction grip. Available in over 60 different O.D.s and lengths, the SC Series is ideal for capping and protecting both threaded and non-threaded tubing or rod ends. They also make excellent masks for painting, plating or grit-blasting operations.



**MATERIAL:** Low Density Polyethylene  
**COLOR\*:** Red



EXPANDED



## SC Series

Applicable Specs.: MIL-C-5501/9, MIL-C-52078, NAS-844

\*\* SC-5/64 is POE material (Polyolefin Elastomer)

Caplug No.	Dimensions				Packaging Standard Carton				Caplug No.
	A Press Fit on O.D.		B		Shipping Wt. (Approx.)		No. of Pieces	Mini Pak Quantity	
	in	mm	in	mm	lbs	kgs			
SC-5/64**	.078	1.98	.50	12.70	2	0.9	5000	1000	SC-5/64**
SC-3/32	.094	2.38	.59	14.99	2	0.9	5000	1000	SC-3/32
SC-1/8	.125	3.18	.59	14.99	3	1.3	5000	1000	SC-1/8
SC-5/32	.156	3.97	.56	14.22	3	1.3	5000	1000	SC-5/32
SC-3/16-5	.188	4.76	.35	8.89	3	1.3	5000	1000	SC-3/16-5
SC-3/16-10	.188	4.76	.59	14.99	4	1.8	5000	1000	SC-3/16-10
SC-3/16-16	.188	4.76	1.00	25.40	5	2.2	5000	1000	SC-3/16-16
SC-7/32	.219	5.56	.75	19.05	5	2.2	5000	1000	SC-7/32
SC-1/4-4	.250	6.35	.22	5.59	2	0.9	5000	1000	SC-1/4-4
SC-1/4-7	.250	6.35	.44	11.18	3	1.3	5000	1000	SC-1/4-7
SC-1/4-14	.250	6.35	.88	22.35	6	2.7	5000	1000	SC-1/4-14
SC-1/4-16	.250	6.35	1.00	25.40	6	2.7	5000	1000	SC-1/4-16
SC-9/32	.281	7.14	.75	19.05	5	2.2	5000	1000	SC-9/32
SC-5/16	.313	7.94	.88	22.35	7	3.1	5000	1000	SC-5/16
SC-3/8	.375	9.53	.88	22.35	8	3.6	5000	1000	SC-3/8
SC-7/16-8	.438	11.11	.50	12.70	6	2.7	5000	1000	SC-7/16-8
SC-7/16-14	.438	11.11	.88	22.35	10	4.5	5000	1000	SC-7/16-14
SC-7/16-16	.438	11.11	1.00	25.40	12	5.4	5000	1000	SC-7/16-16
SC-1/2-8	.500	12.70	.50	12.70	7	3.1	5000	1000	SC-1/2-8
SC-1/2-14	.500	12.70	.88	22.35	11	4.9	5000	1000	SC-1/2-14
SC-1/2-24	.500	12.70	1.50	38.10	8	3.6	2500	500	SC-1/2-24
SC-9/16-9	.563	14.29	.56	14.22	9	4.0	5000	1000	SC-9/16-9
SC-9/16-14	.563	14.29	.88	22.35	14	6.3	5000	1000	SC-9/16-14
SC-5/8	.625	15.88	.88	22.35	14	6.3	5000	1000	SC-5/8
SC-11/16	.688	17.46	.88	22.35	15	6.8	5000	1000	SC-11/16
SC-3/4	.750	19.05	.88	22.35	17	7.6	5000	1000	SC-3/4
SC-25/32	.781	19.84	1.00	25.40	19	8.6	5000	1000	SC-25/32
SC-13/16	.813	20.64	.88	22.35	18	8.1	5000	1000	SC-13/16
SC-7/8	.875	22.23	.88	22.35	20	9.0	5000	1000	SC-7/8
SC-15/16	.938	23.81	1.00	25.40	11	4.9	2500	500	SC-15/16
SC-1	1.000	25.40	1.00	25.40	15	6.8	2500	500	SC-1
SC-1-1/16	1.063	26.99	1.00	25.40	18	8.1	2500	500	SC-1-1/16
SC-1-1/8	1.125	28.58	1.00	25.40	15	6.8	2500	500	SC-1-1/8
SC-1-1/8-21	1.125	28.58	1.31	33.27	16	7.3	2500	500	SC-1-1/8-21
SC-1-3/16	1.188	30.16	1.00	25.40	17	7.6	2500	500	SC-1-3/16
SC-1-1/4	1.250	31.75	1.00	25.40	15	6.8	2000	400	SC-1-1/4
SC-1-5/16-12	1.313	33.34	0.75	19.05	16	7.3	3000	600	SC-1-5/16-12
SC-1-5/16	1.313	33.34	1.00	25.40	9	4.0	1000	200	SC-1-5/16
SC-1-3/8	1.375	34.92	1.00	25.40	9	4.0	1000	200	SC-1-3/8
SC-1-1/2	1.500	38.10	1.00	25.40	10	4.5	1000	200	SC-1-1/2
SC-1-5/8	1.625	41.28	1.00	25.40	10	4.5	1000	200	SC-1-5/8
SC-1-3/4	1.750	44.45	1.00	25.40	13	5.8	1000	200	SC-1-3/4
SC-1-7/8	1.875	47.63	1.00	25.40	13	5.8	1000	200	SC-1-7/8
SC-1-29/32	1.906	48.41	1.00	25.40	15	6.8	1000	200	SC-1-29/32
SC-2	2.000	50.80	.88	22.35	12	5.4	1000	200	SC-2
SC-2-1/8	2.125	53.98	1.00	25.40	8	3.6	500	100	SC-2-1/8
SC-2-1/4	2.250	57.15	.88	22.35	14	6.3	500	100	SC-2-1/4
SC-2-3/8	2.375	60.33	.88	22.35	9	4.0	500	100	SC-2-3/8
SC-2-1/2	2.500	63.50	.88	22.35	11	4.9	500	100	SC-2-1/2
SC-2-9/16	2.563	65.10	1.00	25.40	12	5.4	500	100	SC-2-9/16
SC-2-5/8	2.625	66.68	1.00	25.40	13	5.8	500	100	SC-2-5/8
SC-2-3/4	2.750	69.85	1.00	25.40	13	5.8	500	100	SC-2-3/4
SC-3	3.000	76.20	1.00	25.40	13	6.3	450	90	SC-3
SC-3-1/8	3.125	79.38	1.38	35.05	9	4.0	250	50	SC-3-1/8
SC-3-5/16	3.313	84.14	1.00	25.40	10	4.5	400	100	SC-3-5/16
SC-3-1/2	3.500	88.90	1.38	35.05	10	4.5	250	50	SC-3-1/2
SC-3-5/8	3.625	92.08	1.38	35.05	11	4.9	250	50	SC-3-5/8
SC-3-3/4	3.750	95.25	1.38	35.05	12	5.4	200	40	SC-3-3/4
SC-4	4.000	101.60	1.38	35.05	13	5.8	250	50	SC-4
SC-4-1/8	4.125	104.78	1.50	38.10	7	3.1	120	24	SC-4-1/8
SC-5-1/8	5.125	130.18	1.63	41.40	9	4.0	100	20	SC-5-1/8
SC-5-1/4	5.250	133.36	1.80	45.72	12	5.4	50	N/A	SC-5-1/4



# CAPS non-threaded

## RC Series Caps for Threaded Connectors

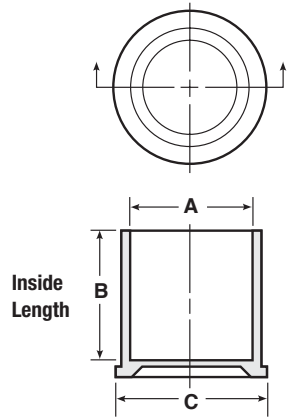
EXPANDED



Originated for the automotive and air conditioning industries, Series RC Caps are suitable for a multitude of applications. They can be installed to fit threaded or smooth cylindrical surfaces.



**MATERIAL:** Low Density Polyethylene  
**COLOR\*:** Red



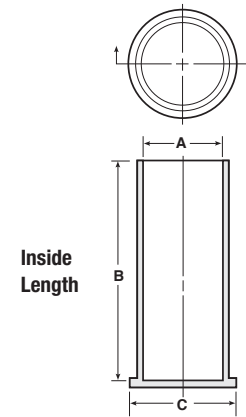
## RCL Series Caps for Long Threaded Connectors




Series RCL Caps are ideal for protecting threaded or smooth cylindrical surfaces. Originally designed for use on hydraulic double threaded bulkhead fittings, they are especially suitable where greater longitudinal protection is required. (Formerly the B-203 series.)



**MATERIAL:** Low Density Polyethylene  
**COLOR\*:** Red



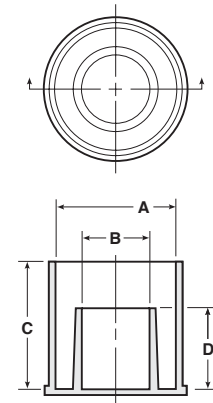
## FC Series Caps for Flareless Tube and Nut Assemblies



Featuring a "cap within a cap" design, Series FC closures can be easily applied to flareless hydraulic tube and nut assemblies. As the FC Cap is pushed on the nut, the "outer cap" conforms to the hex shape of the nut while the "inner cap" covers the tube and sleeve inside the nut to hold the assembly firmly in place.



**MATERIAL:** Low Density Polyethylene  
**COLOR\*:** Red





## RC Series

Caplug No.	Dimensions								Packaging				Caplug No.
	To Fit Thread Size	A		B		C		Standard Carton		Mini Pak Quantity			
		in	mm	in	mm	in	mm	Shipping Wt. (Approx.)					
								lbs	kgs	No. of Pieces			
RC-6	3/8	0.37	9.50	0.47	11.94	0.60	15.24	8	3.6	5000	1000	RC-6	
RC-7	7/16	0.42	10.74	0.59	14.99	0.57	14.48	8	3.6	5000	1000	RC-7	
RC-8	1/2	0.50	12.67	0.55	13.97	0.73	18.54	11	5.0	5000	1000	RC-8	
RC-9	9/16	0.56	14.25	0.48	12.19	0.79	20.07	12	5.4	5000	1000	RC-9	
RC-10	5/8	0.61	15.49	0.84	21.34	0.76	19.30	15	6.8	5000	1000	RC-10	
RC-11	11/16	0.67	16.97	0.84	21.34	0.83	21.08	17	7.6	5000	1000	RC-11	
RC-11-7	11/16	0.67	17.12	0.47	11.94	0.92	23.37	16	7.3	5000	1000	RC-11-7	
RC-11-A	-	0.68	17.22	0.88	22.35	0.84	21.34	14	6.4	4500	900	RC-11-A	
RC-12	3/4	0.74	18.67	0.88	22.35	0.90	22.86	18	8.1	5000	1000	RC-12	
RC-12-10	3/4	0.74	18.75	0.65	16.51	0.98	24.13	17	7.7	5000	1000	RC-12-10	
RC-13	13/16	0.81	20.60	0.56	14.22	1.04	26.42	18	8.1	5000	1000	RC-13	
RC-14	7/8	0.86	21.84	0.84	21.34	1.02	25.91	21	9.4	5000	1000	RC-14	
RC-14-12	7/8	0.86	21.84	0.75	19.05	1.11	28.19	19	8.6	4000	800	RC-14-12	
RC-16	1	1.00	25.35	0.65	16.51	1.23	31.24	15	6.6	3000	600	RC-16	
RC-17	1 1/16	1.05	26.59	0.89	22.61	1.21	30.74	12	5.4	2500	500	RC-17	
RC-19	1 3/16	1.19	30.12	0.77	19.56	1.42	36.07	15	6.8	2000	400	RC-19	
RC-21	1 5/16	1.31	33.30	0.90	22.86	1.54	39.12	11	5.0	1000	200	RC-21	
RC-21-11	1 5/16	1.31	33.32	0.66	16.76	1.53	38.86	18	8.1	2500	500	RC-21-11	
RC-23	1 7/16	1.44	36.47	0.70	17.78	1.67	42.42	10	4.5	1000	200	RC-23	
RC-26	1 5/8	1.63	41.22	0.95	24.13	1.86	47.24	14	6.4	1000	200	RC-26	
RC-27	1 11/16	1.69	42.82	0.70	17.78	1.92	48.77	12	5.4	1000	200	RC-27	
RC-30	1 7/8	1.88	47.83	1.08	27.43	2.12	53.85	15	6.8	800	160	RC-30	
RC-40	2 1/2	2.51	63.70	1.30	33.02	2.75	69.85	12	5.4	400	80	RC-40	
RC-M12	12mm	0.47	11.99	0.47	11.94	0.70	17.78	10	4.5	5000	1000	RC-M12	
RC-M18	18mm	0.70	17.75	1.00	25.40	0.93	23.62	15	6.8	3000	600	RC-M18	

## RCL Series

Caplug No.	Dimensions								Packaging				Caplug No.
	To Fit Thread Size	A		B		C		Standard Carton		Mini Pak Quantity			
		in	mm	in	mm	in	mm	Shipping Wt. (Approx.)					
								lbs	kgs	No. of Pieces			
RCL-2	5/16	0.308	7.82	1.24	31.50	.46	11.68	10	4.5	5000	1000	RCL-2	
RCL-3	3/8	0.370	9.40	1.24	31.50	.52	13.21	12	5.4	5000	1000	RCL-3	
RCL-4	7/16	0.429	10.90	1.33	33.78	.58	14.73	14	6.4	5000	1000	RCL-4	
RCL-5	1/2	0.490	12.45	1.33	33.78	.64	16.26	16	7.3	5000	1000	RCL-5	
RCL-6	9/16	0.552	14.02	1.41	35.82	.70	17.78	19	8.6	5000	1000	RCL-6	
RCL-8	3/4	0.739	18.77	1.56	39.63	.88	22.35	15	6.8	2500	500	RCL-8	
RCL-8L	3/4	0.739	18.77	2.66	67.56	.88	22.35	20	9.1	2000	400	RCL-8L	
RCL-9	M-20(.787)	0.791	20.09	1.56	39.63	.91	23.11	19	8.6	2500	500	RCL-9	
RCL-10	7/8	0.861	21.87	1.70	43.18	1.01	25.66	20	9.1	2500	500	RCL-10	
RCL-10L	7/8	0.861	21.87	2.66	67.56	1.01	25.66	17	7.7	1500	300	RCL-10L	
RCL-11	-	0.995	25.27	1.80	45.72	1.15	29.21	14	6.4	1500	300	RCL-11	
RCL-12	1 1/16	1.049	26.64	1.89	48.01	1.19	30.23	12	5.4	1000	200	RCL-12	
RCL-12L	1 1/16	1.049	26.64	3.00	76.20	1.19	30.23	15	6.8	900	180	RCL-12L	
RCL-14	1 1/8	1.135	28.83	2.12	53.85	1.25	31.75	19	8.6	1500	300	RCL-14	
RCL-14-50*	1 1/8	1.131	28.73	3.10	78.74	1.44	36.58	19	8.6	900	180	RCL-14-50*	
RCL-16	1 5/16	1.299	32.99	1.89	48.01	1.44	36.58	13	5.8	1000	200	RCL-16	
RCL-18	-	1.459	37.06	2.24	56.90	1.61	40.89	25	11.3	500	100	RCL-18	
RCL-20	1 5/8	1.611	40.92	1.92	48.77	1.76	44.71	11	5.0	500	100	RCL-20	
RCL-24	1 7/8	1.861	47.27	1.94	49.28	2.01	51.06	13	5.9	500	100	RCL-24	

\*RCL-14-50 Is HPE Material

## FC Series

Caplug No.	Dimensions										Packaging				Caplug No.
	To Fit Tube Size	A		B		C		D		Standard Carton		Mini Pak Quantity			
		in	mm	in	mm	in	mm	in	mm	Shipping Wt. (Approx.)					
										lbs	kgs	No. of Pieces			
FC-2	1/8	.39	9.91	.17	4.32	.58	14.73	.40	10.16	7	3.1	5000	1000	FC-2	
FC-3	3/16	.46	11.68	.24	6.10	.63	16.00	.41	10.41	8	3.6	5000	1000	FC-3	
FC-4	1/4	.59	14.99	.30	7.62	.77	19.56	.52	13.21	12	5.4	5000	1000	FC-4	
FC-5	5/16	.65	16.51	.37	9.40	.81	20.57	.53	13.46	14	6.3	5000	1000	FC-5	
FC-6	3/8	.72	18.29	.41	10.41	.81	20.57	.54	13.72	19	8.6	5000	1000	FC-6	
FC-8	1/2	.91	23.11	.57	14.48	.86	21.84	.54	13.72	14	6.3	2500	500	FC-8	
FC-10	5/8	1.04	26.42	.67	17.02	.99	25.15	.64	16.26	18	8.1	2500	500	FC-10	
FC-12	3/4	1.30	33.02	.83	21.08	1.00	25.40	.64	16.26	10	4.5	1000	200	FC-12	
FC-16	1	1.56	39.63	1.07	27.18	1.10	27.94	.63	16.00	13	5.8	1000	200	FC-16	
FC-20	1 1/4	2.08	52.83	1.32	33.53	1.10	27.94	.62	15.75	20	9.0	1000	200	FC-20	
FC-24	1 1/2	2.36	59.95	1.56	39.63	1.08	27.43	.62	15.75	12	5.4	500	100	FC-24	
FC-28	1 3/4	2.76	70.11	1.83	46.48	1.14	28.96	.69	17.53	18	8.1	500	100	FC-28	
FC-32	2	3.00	76.20	2.06	52.33	1.17	29.72	.63	16.00	11	4.9	250	50	FC-32	



# CAPS non-threaded

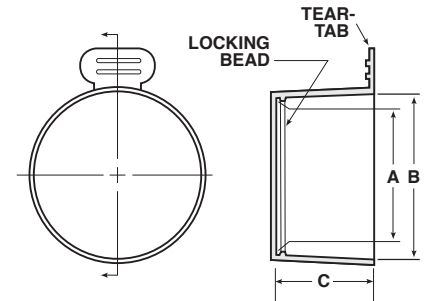
## J Series Tear-Tab Caps for NPT Pipe Threads



Time-saving Series J Tear Caps slip easily over male NPT fittings and snap in place. Locking bead engages lead thread, holds cap on securely. Tear-Tab breaks seal for easy removal.



**MATERIAL:** Low Density Polyethylene  
**COLOR\*:** Blue



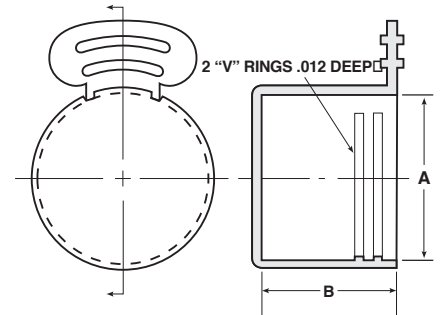
## JS Series Tear-Tab Caps for Straight Threads



Series JS Tear Caps for straight threads feature an extra-wide tab with gripping ribs on both top and bottom, making it easy to grab and tear off. Standard color for the JS is Natural.




**MATERIAL:** Low Density Polyethylene  
**COLOR\*:** Natural (Black in standard carton only)



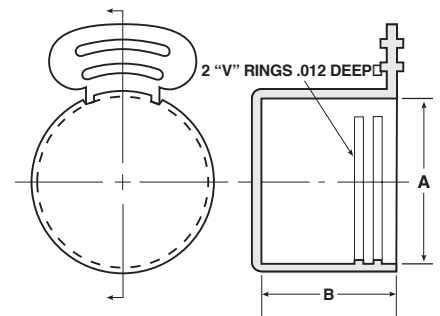
## MJS Series Tear-Tab Caps for Metric Threads



Series MJS Tear Caps for straight threads feature an extra-wide tab with gripping ribs on both top and bottom, making it easy to grab and tear off. The Series MJS fits metric threads. Standard color for the MJS is translucent gold, making it possible to view an O-ring on the fitting.



**MATERIAL:** Low Density Polyethylene  
**COLOR\*:** Gold



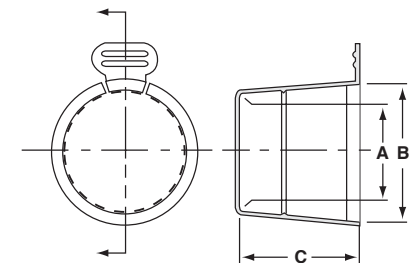
## MJ Series Tear-Tab Caps for Tapered Metric Threads



Series MJ Tear-Tab Caps slip easily over metric threads and snap in place. Locking bead engages lead thread and holds cap on securely. Tear-tab breaks for easy removal.



**MATERIAL:** Low Density Polyethylene  
**COLOR\*:** Red







## J Series

Caplug No.	Dimensions								Packaging				Caplug No.
	To Fit Thread Size	A		B		C		Standard Carton		Mini Pak Quantity			
		in	mm	in	mm	in	mm	Shipping Wt. (Approx.) lbs	kgs		No. of Pieces		
J-1/8	1/8" NPT	.385	9.78	.405	10.29	.32	8.13	4	1.8	5000	1000	J-1/8	
J-1/4	1/4" NPT	.512	13.00	.540	13.72	.49	12.45	7	3.1	5000	1000	J-1/4	
J-3/8	3/8" NPT	.643	16.33	.675	17.15	.49	12.45	10	4.5	5000	1000	J-3/8	
J-1/2	1/2" NPT	.800	20.32	.840	21.34	.64	16.26	14	6.3	5000	1000	J-1/2	
J-3/4	3/4" NPT	1.005	25.53	1.050	26.67	.65	16.51	15	6.8	2500	500	J-3/4	
J-1	1" NPT	1.261	32.03	1.315	33.40	.81	20.57	16	7.2	2500	500	J-1	
J-1-1/4	1 1/4" NPT	1.604	40.74	1.660	42.16	.84	21.34	18	8.1	2000	400	J-1-1/4	
J-1-1/2	1 1/2" NPT	1.841	46.76	1.900	48.26	.85	21.59	13	5.8	1000	200	J-1-1/2	
J-2	2" NPT	2.313	58.75	2.375	60.33	.89	22.61	10	4.5	500	100	J-2	
J-2-1/2	2 1/2" NPT	2.792	70.92	2.875	73.03	1.33	33.78	14	6.3	500	100	J-2-1/2	
J-3	3" NPT	3.411	86.64	3.500	88.90	1.39	35.31	12	5.4	250	50	J-3	

## JS Series

Caplug No.	Dimensions							Packaging				Caplug No.
	To Fit Tube Size	To Fit Thread Size		A		B		Standard Carton		Mini Pak Quantity		
		in	mm	in	mm	in	mm	Shipping Wt. (Approx.) lbs	kgs		No. of Pieces	
JS-6	3/16	3/8-24	-	.371	9.42	.44	11.18	7	3.2	5000	1000	JS-6
JS-7	1/4	7/16-20	-	.428	10.87	.44	11.18	8	3.6	5000	1000	JS-7
JS-8	5/16	1/2-20	-	.495	12.57	.46	11.68	9	4.1	5000	1000	JS-8
JS-9	3/8	9/16-18	-	.559	14.20	.48	12.19	10	4.5	5000	1000	JS-9
JS-10	3/8	5/8-18	-	.615	15.62	.48	12.19	11	4.9	5000	1000	JS-10
JS-11	3/8	11/16-16	-	.680	17.27	.48	12.19	12	5.4	5000	1000	JS-11
JS-12	1/2	3/4-16	-	.740	18.80	.56	14.22	14	6.3	5000	1000	JS-12
JS-13	1/2	13/16-12	-	.803	20.40	.64	16.26	16	7.3	5000	1000	JS-13
JS-14	5/8	7/8-14	-	.865	21.97	.70	17.78	19	8.6	5000	1000	JS-14
JS-16	5/8	1-14	-	.993	25.22	.65	16.51	19	8.6	5000	1000	JS-16
JS-17	3/4	1 1/16-12	-	1.053	26.75	.83	21.08	14	6.3	2500	500	JS-17
JS-19	7/8	1 3/16-12	-	1.180	29.97	.75	19.05	18	8.1	2500	500	JS-19
JS-21	1	1 5/16-12	-	1.305	33.15	.75	19.05	16	7.3	3000	600	JS-21
JS-23	1	1 7/16-12	-	1.430	36.32	.75	19.05	19	8.6	2000	400	JS-23

## MJS Series

Caplug No.	Dimensions							Packaging				Caplug No.
	To Fit Tube Size	To Fit Thread Size		A		B		Standard Carton		Mini Pak Quantity		
		in	mm	in	mm	in	mm	Shipping Wt. (Approx.) lbs	kgs		No. of Pieces	
MJS-18	3/8	-	M-18	.713	18.11	.56	14.2	13	5.8	5000	1000	MJS-18
MJS-20	1/2	-	M-20	.791	20.09	.56	14.2	15	6.8	5000	1000	MJS-20
MJS-22	5/8	-	M-22	.870	22.09	.48	12.2	15	6.8	5000	1000	MJS-22
MJS-27	3/4	-	M-27	1.067	27.10	.67	17.2	13	5.8	2500	500	MJS-27

## MJ Series

Caplug No.	Dimensions						Packaging				Caplug No.
	A		B		C		Standard Carton		Mini Pak Quantity		
	in	mm	in	mm	in	mm	Shipping Wt. (Approx.) lbs	kgs		No. of Pieces	
MJ-3/4	1.106	28.09	1.296	32.92	1.14	28.96	14	6.4	2500	500	MJ-3/4
MJ-1	1.289	32.74	1.500	38.10	1.20	30.48	12	5.4	1500	300	MJ-1



# CAPS non-threaded

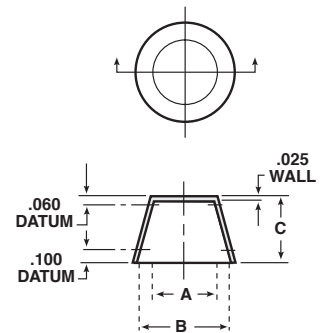
## PTC Series Tapered Paper Caps



Manufactured from natural paper which is 100% recyclable, Series PTC Paper Caplugs are the answer for applications requiring "environmentally-friendly" components. These closures will withstand intermittent temperatures up to 400°F (204°C), making them ideal for high-temperature applications which may degrade typical plastic caps.



**MATERIAL:** 90 lb. Paperboard  
**COLOR:** Natural (Brown)



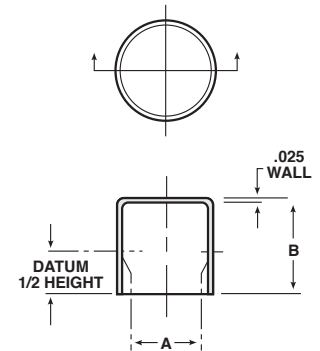
## PSC Series Straight Paper Caps Flared Tube Fittings



PSC Series Paper Caplugs are manufactured from "environmentally-friendly" natural paper formulated from a blend of 90% virgin pulp and 10% post-consumer recycled paper. They are 100% recyclable. These closures will withstand intermittent temperatures up to 400°F (204°C), making them ideal for high-temperature applications which may degrade typical plastic caps.



**MATERIAL:** 90 lb. Paperboard  
**COLOR:** Natural (Brown)



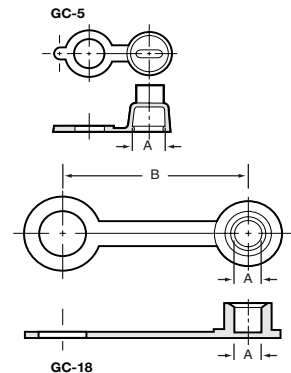
## GC Series Grease Caps



Series GC Grease Caps snap securely over fittings to seal out dirt and moisture. Integral retaining ring keeps cap in place during servicing. Color coding may be used to indicate type and/or frequency of lubrication. Caps also make good masks for spray painting. Available in two styles.



**MATERIAL:** Low Density Polyethylene  
**COLOR\*:** Red, Blue, Yellow, Green, Black, White



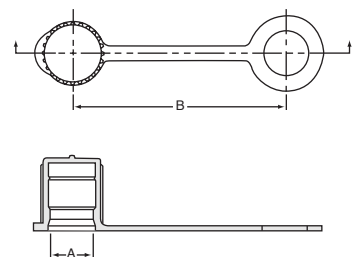
## CBC Series Coaxial Cable Connectors



Series CBC Coaxial Cable Connector Caps are used to protect cable connectors during packaging and shipping. Designed to fit a nominal 3/8" diameter, these tethered caps snap securely to keep out dirt and moisture.



**MATERIAL:** Low Density Polyethylene  
**COLOR\*:** Black





## PTC Series

Caplug No.	Dimensions								Packaging				Caplug No.
	To Fit Pipe Size	A		B		C		Standard Carton		Mini Pak Quantity			
		in	mm	in	mm	in	mm	Shipping Wt. (Approx.) lbs	kgs		No. of Pieces		
PTC-S-26-3	1/8	.35	8.89	.40	10.16	.40	10.16	15	6.8	25000	1000	PTC-S-26-3	
PTC-S-41-3	1/4	.47	11.94	.49	12.45	.53	13.46	14	6.4	12000	1000	PTC-S-41-3	
PTC-S-24-3	3/8	.65	16.51	.65	16.51	.52	13.21	19	8.6	16000	1000	PTC-S-24-3	
PTC-S-27-3	1/2	.78	19.81	.83	21.08	.77	19.56	18	8.1	7000	1000	PTC-S-27-3	
PTC-S-35-3	3/4	.95	24.13	1.08	27.43	.89	22.61	13	5.9	4000	800	PTC-S-35-3	
PTC-S-10-3	1	1.27	32.26	1.26	32.00	1.00	25.40	15	6.8	3300	660	PTC-S-10-3	
PTC-S-51-3X	1 1/4	1.62	41.15	1.69	42.93	.85	21.59	18	8.1	2700	540	PTC-S-51-3X	
PTC-S-98-3	1 1/2	1.83	46.48	1.89	48.00	.94	23.88	13	5.9	1800	360	PTC-S-98-3	
PTC-S-52-3	2	2.33	59.18	2.34	59.44	.87	22.10	14	6.4	1400	280	PTC-S-52-3	
PTC-S-67-3X	2 1/2	2.83	71.88	2.85	72.39	.97	24.64	10	4.5	800	160	PTC-S-67-3X	
PTC-S-25-3	3	3.32	84.33	3.63	92.20	1.12	28.45	9	4.1	500	100	PTC-S-25-3	

Recommended for external threaded fittings.  
 Note: Products are manufactured from paper which is hygroscopic.  
 This means that there may be minor dimensional variation  
 with changes in relative humidity.

## PSC Series

Caplug No.	Dimensions								Packaging				Caplug No.
	To Fit Pipe Size	Tube OD		A		B		Standard Carton		Mini Pak Quantity			
		in	mm	in	mm	in	mm	Shipping Wt. (Approx.) lbs	kgs		No. of Pieces		
PSC-S-11-3	1/8	5/16	7.94	.30	7.62	.37	9.40	12	5.4	22000	1000	PSC-S-11-3	
PSC-S-26-3	3/16	3/8	9.53	.35	8.89	.38	9.65	16	7.2	25000	1000	PSC-S-26-3	
PSC-S-29-3	1/4	7/16	11.11	.42	10.67	.45	11.43	16	7.2	18000	1000	PSC-S-29-3	
PSC-S-41-3	5/16	1/2	12.70	.47	11.94	.51	12.95	15	6.8	12500	1000	PSC-S-41-3	
PSC-S-34-3	3/8	5/8	15.88	.60	15.24	.53	13.46	12	5.4	8000	1000	PSC-S-34-3	
PSC-S-30-3	1/2	3/4	19.05	.72	18.29	.68	17.27	18	8.1	8500	1000	PSC-S-30-3	
PSC-S-47-3	5/8	7/8	22.23	.81	20.57	.82	20.83	17	7.7	5500	1000	PSC-S-47-3	
PSC-S-35-3	3/4	1	25.40	.96	24.38	.86	21.84	15	6.8	4000	800	PSC-S-35-3	
PSC-S-5-3X	1	1 1/4	31.75	1.21	30.73	1.00	25.40	17	7.7	3400	680	PSC-S-5-3X	
PSC-S-64-3	1 1/4	1 5/8	41.28	1.54	39.12	1.20	30.48	15	6.8	1800	360	PSC-S-64-3	
PSC-S-98-3X	1 1/2	1 7/8	47.63	1.83	46.48	0.91	23.11	13	5.9	1800	360	PSC-S-98-3X	

Note: Products are manufactured from paper which is hygroscopic.  
 This means that there may be minor dimensional variation  
 with changes in relative humidity.

## GC Series

Caplug No.	Dimensions				Packaging				Caplug No.
	A		B		Standard Carton		Mini Pak Quantity		
	in	mm	in	mm	Shipping Wt. (Approx.) lbs	kgs		No. of Pieces	
GC-5	.234	5.94	.47	11.94	2	0.9	2500	500	GC-5
GC-18	.227	5.77	1.52	38.61	3	1.3	2500	500	GC-18

## CBC Series

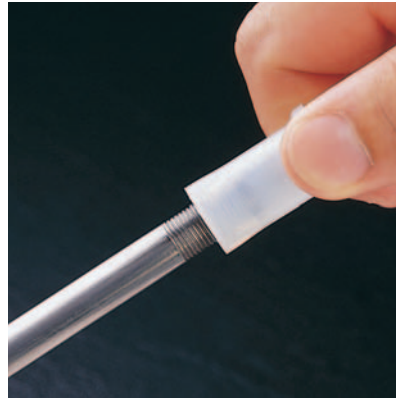
Caplug No.	Dimensions					Packaging				Caplug No.
	To Fit Thread Size	A		B		Standard Carton		Mini Pak Quantity		
		in	mm	in	mm	Shipping Wt. (Approx.) lbs	kgs		No. of Pieces	
CBC-6	3/8	.360	9.14	1.75	44.45	10	4.5	5000	1000	CBC-6



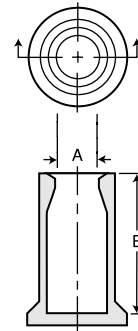
# CAPS non-threaded

## SFC Series Silicone Flange Caps

Series SFC Flange Caps feature a design which simplifies the application and removal of the cap. An internal lip on the open end provides a positive seal to prevent paint and other contaminants from seeping onto the part. A flanged head enables the cap to be manually removed with ease. Some sizes have provisions for venting air which may unseat the closure during processing at high temperatures.



**MATERIAL:** Silicone Rubber  
**COLOR\*:** Natural

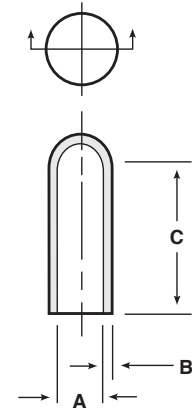


## SRC Series Silicone Rubber Caps

Silicone Rubber Caplugs are ideal for protecting and masking parts undergoing painting, plating, powder coating, anodizing, abrasive chemical processing, or exposure to high temperatures up to 600°F (316°C). Molded from a specially formulated grade of silicone rubber, these Caplugs contain no coloring agents which could bleed under high temperatures. SRC Series Silicone Rubber Caps are suited especially for covering studs, tube ends, and other projections.



**MATERIAL:** Silicone Rubber  
**COLOR\*:** Natural



Caplug No.	To Fit Stud Size	Dimensions						Packaging				Caplug No.
		A		B		C		Standard Carton		Mini Pak Quantity		
		(+/- .020") in	(+/- .51mm) mm	(+/- .010") in	(+/- .25mm) mm	(+/- .020") in	(+/- .51mm) mm	Shipping Wt. (Approx.) lbs	kgs		No. of Pieces	
SRC-040-12	-	.040	1.02	.05	1.27	.75	19.05	2	0.9	1000	200	SRC-040-12
SRC-070-16	-	.070	1.78	.06	1.52	1.00	25.40	2	0.9	1000	200	SRC-070-16
SRC-080-12	-	.080	2.03	.06	1.52	.75	19.05	2	0.9	1000	200	SRC-080-12
SRC-093-12	4	.093	2.36	.06	1.52	.75	19.05	2	0.9	1000	200	SRC-093-12
SRC-100-16	-	.100	2.54	.06	1.52	1.00	25.40	2	0.9	1000	200	SRC-100-16
SRC-109-12	5	.109	2.77	.06	1.52	.75	19.05	2	0.9	1000	200	SRC-109-12
SRC-125-8	6	.125	3.18	.06	1.52	.50	12.70	2	0.9	1000	200	SRC-125-8
SRC-125-16	6	.125	3.18	.06	1.52	1.00	25.40	2	0.9	1000	200	SRC-125-16
SRC-137-16	-	.137	3.48	.06	1.52	1.00	25.40	3	1.3	1000	200	SRC-137-16
SRC-148-16	-	.148	3.76	.06	1.52	1.00	25.40	3	1.3	1000	200	SRC-148-16
SRC-156-16	-	.156	3.96	.06	1.52	1.00	25.40	2	0.9	1000	100	SRC-156-16
SRC-172-16	-	.172	4.37	.06	1.52	1.00	25.40	3	1.3	1000	100	SRC-172-16
SRC-180-16	-	.180	4.57	.06	1.52	1.00	25.40	3	1.3	1000	200	SRC-180-16
SRC-187-16	12	.187	4.75	.06	1.52	1.00	25.40	3	1.3	1000	100	SRC-187-16
SRC-218-16	-	.218	5.54	.06	1.52	1.00	25.40	4	1.8	1000	100	SRC-218-16
SRC-223-16	-	.223	5.66	.06	1.52	1.00	25.40	3	1.8	1000	200	SRC-223-16



## SFC Series

Caplug No.	Dimensions				Packaging				Caplug No.
	A		B		Standard Carton		Mini Pak Quantity		
	in	mm	in	mm	Shipping Wt. (Approx.)			No. of Pieces	
				lbs	kgs				
SFC-157-19	.157	3.99	1.180	29.97	5	2.2	500	100	SFC-157-19
SFC-187-22	.187	4.75	1.377	34.98	4	1.8	500	100	SFC-187-22
SFC-234-32	.234	5.94	2.000	50.80	5	2.2	500	100	SFC-234-32
SFC-294-21	.294	7.47	1.330	33.78	4	1.8	500	100	SFC-294-21
SFC-315-16	.315	8.00	0.974	24.74	4	1.8	250	50	SFC-315-16
SFC-375-23	.375	9.53	1.421	36.09	3	1.3	100	20	SFC-375-23
SFC-438-15	.438	11.13	0.950	24.13	3	1.3	100	20	SFC-438-15
SFC-608-19	.608	15.44	1.180	29.97	4	1.8	100	20	SFC-608-19

## SRC Series (cont.)

Caplug No.	To Fit Stud Size	Dimensions						Packaging				Caplug No.
		A		B		C		Standard Carton		Mini Pak Quantity		
		(+/- .020") in	(+/- .51mm) mm	(+/- .010") in	(+/- .25mm) mm	(+/- .020") in	(+/- .51mm) mm	Shipping Wt. (Approx.)			No. of Pieces	
								lbs	kgs			
SRC-234-16	1/4"	.234	5.94	.06	1.52	1.00	25.40	4	1.8	1000	100	SRC-234-16
SRC-250-16	1/4"	.250	6.35	.06	1.52	1.00	25.40	4	1.8	1000	100	SRC-250-16
SRC-281-16	-	.281	7.14	.06	1.52	1.00	25.40	4	1.8	1000	100	SRC-281-16
SRC-295-24	-	.295	7.49	.06	1.52	1.50	38.10	4	1.8	1000	200	SRC-295-24
SRC-312-16	5/16"	.312	7.92	.06	1.52	1.00	25.40	5	2.2	1000	100	SRC-312-16
SRC-343-16	-	.343	8.71	.06	1.52	1.00	25.40	5	2.2	1000	100	SRC-343-16
SRC-355-24	-	.355	9.02	.06	1.52	1.50	38.10	5	2.2	1000	200	SRC-355-24
SRC-375-16	3/8"	.375	9.53	.06	1.52	1.00	25.40	5	2.2	1000	100	SRC-375-16
SRC-406-16	-	.406	10.31	.06	1.52	1.00	25.40	2	0.9	200	50	SRC-406-16
SRC-437-16	-	.437	11.10	.06	1.52	1.00	25.40	2	0.9	200	40	SRC-437-16
SRC-480-24	-	.480	12.19	.06	1.52	1.50	38.10	2	0.9	200	50	SRC-480-24
SRC-500-24	-	.500	12.70	.06	1.52	1.50	38.10	2	0.9	200	50	SRC-500-24
SRC-535-24	-	.535	13.59	.06	1.52	1.50	38.10	3	1.3	200	40	SRC-535-24
SRC-562-24	-	.562	14.27	.06	1.52	1.50	38.10	3	1.3	200	50	SRC-562-24
SRC-625-24	-	.625	15.88	.06	1.52	1.50	38.10	3	1.3	200	50	SRC-625-24
SRC-687-24	-	.687	17.45	.06	1.52	1.50	38.10	4	1.8	200	50	SRC-687-24
SRC-730-24	-	.730	18.54	.06	1.52	1.50	38.10	4	1.8	200	40	SRC-730-24
SRC-750-24	-	.750	19.05	.06	1.52	1.50	38.10	4	1.8	200	50	SRC-750-24
SRC-812-24	-	.812	20.62	.06	1.52	1.50	38.10	6	2.7	200	40	SRC-812-24
SRC-875-24	-	.875	22.23	.06	1.52	1.50	38.10	6	2.7	200	40	SRC-875-24
SRC-937-24	-	.937	23.80	.06	1.52	1.50	38.10	7	3.1	200	40	SRC-937-24
SRC-970-24	-	.970	24.64	.06	1.52	1.50	38.10	7	3.1	100	20	SRC-970-24
SRC-1000-24	-	1.000	25.40	.06	1.52	1.50	38.10	7	3.1	200	40	SRC-1000-24
SRC-1062-24	-	1.062	26.97	.06	1.52	1.50	38.10	5	2.2	100	20	SRC-1062-24
SRC-1125-24	-	1.125	28.58	.06	1.52	1.50	38.10	6	2.7	100	20	SRC-1125-24
SRC-1187-24	-	1.187	30.15	.06	1.52	1.50	38.10	6	2.7	100	20	SRC-1187-24
SRC-1250-24	-	1.250	31.75	.06	1.52	1.50	38.10	7	3.1	100	20	SRC-1250-24
SRC-1375-24	-	1.375	34.93	.06	1.52	1.50	38.10	7	3.1	100	20	SRC-1375-24
SRC-1500-28	-	1.500	38.10	.06	1.52	1.75	44.45	8	3.6	100	20	SRC-1500-28
SRC-1625-32	-	1.625	41.28	.06	1.52	2.00	50.80	7	3.1	100	20	SRC-1625-32
SRC-1750-24	-	1.750	44.45	.06	1.52	1.50	38.10	8	3.6	100	20	SRC-1750-24
SRC-1875-32	-	1.875	47.63	.06	1.52	2.00	50.80	8	3.6	100	20	SRC-1875-32
SRC-2000-32	-	2.000	50.80	.06	1.52	2.00	50.80	9	4.1	100	20	SRC-2000-32



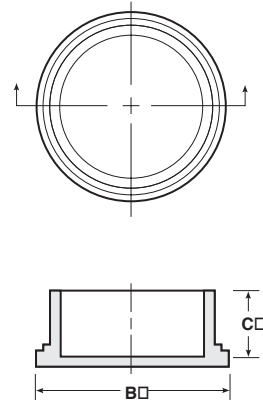
# CAPS non-threaded

## SEC Series Static Dissipative Caps for Threaded Connectors

Static Dissipative SEC Series Caplugs provide positive ESD and physical protection for all common sizes of threaded electrical and electronic connectors. Also suitable for protecting non-threaded bayonet-type connectors.



**MATERIAL:** Static Dissipative Polyethylene  
**COLOR:** Pink

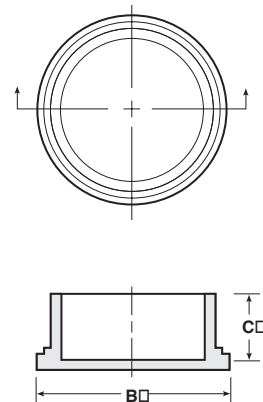


## CEC Series Conductive Caps for Threaded Connectors

For all common sizes of threaded electrical and electronic connectors, Caplugs CEC Conductive Caps are also suitable for protecting non-threaded bayonet-type connectors. In addition to dissipating electrostatic charges, they provide an electrical shield over the end of the connector.



**MATERIAL:** Conductive Polyethylene  
**COLOR:** Black





Applicable Specs.: MS-90376-RF, NAS-831B

## SEC Series

Caplug No.	Dimensions					Packaging				Caplug No.
	To Fit Thread Size	B		C		Standard Carton**		Mini Pak Quantity		
		in	mm	in	mm	Shipping Wt. (Approx.)			No. of Pieces	
						lbs	kgs			
SEC-04	1/4	.48	12.19	.50	12.70	7	3.1	5000	1000	SEC-04
SEC-05	5/16	.55	13.97	.56	14.22	8	3.6	5000	1000	SEC-05
SEC-06	3/8	.62	15.75	.50	12.70	9	4.0	5000	1000	SEC-06
SEC-08	1/2	.74	18.79	.50	12.70	10	4.5	5000	1000	SEC-08
SEC-09	9/16	.78	19.81	.44	11.18	11	4.9	5000	1000	SEC-09
SEC-10	5/8	.84	21.34	.50	12.70	11	4.9	5000	1000	SEC-10
SEC-12	3/4	.97	24.63	.50	12.70	15	6.8	5000	1000	SEC-12
SEC-14	7/8	1.12	28.44	.50	12.70	18	8.1	5000	1000	SEC-14
SEC-16	1	1.22	30.98	.50	12.70	11	4.9	2500	500	SEC-16
SEC-18	1 1/8	1.33	33.78	.56	14.22	12	5.4	2500	500	SEC-18
SEC-19	1 3/16	1.40	35.56	.56	14.22	13	5.8	2500	500	SEC-19
SEC-20	1 1/4	1.46	37.09	.56	14.22	17	7.6	2500	500	SEC-20
SEC-22	1 3/8	1.59	40.39	.56	14.22	17	7.6	2500	500	SEC-22
SEC-23	1 7/16	1.65	41.91	.56	14.22	11	4.9	1000	200	SEC-23
SEC-24	1 1/2	1.70	43.18	.56	14.22	18	8.1	2500	500	SEC-24
SEC-25	1 9/16	1.73	43.94	.48	12.19	17	7.6	2500	500	SEC-25
SEC-26	1 5/8	1.91	48.51	.55	13.97	12	5.4	1000	200	SEC-26
SEC-28	1 3/4	1.95	49.53	.56	14.22	13	5.8	1000	200	SEC-28
SEC-32	2	2.20	55.88	.56	14.22	13	5.8	1000	200	SEC-32
SEC-36	2 1/4	2.43	61.72	.60	15.24	16	7.2	1000	200	SEC-36
SEC-40	2 1/2	2.68	68.07	.62	15.75	17	7.6	1000	200	SEC-40
SEC-44	2 3/4	2.96	75.19	.60	15.24	11	4.9	500	100	SEC-44
SEC-48	3	3.22	81.78	.60	15.24	14	6.3	500	100	SEC-48

Applicable Specs.: MS-90376-RB, NAS-831C

## CEC Series

Caplug No.	Dimensions					Packaging				Caplug No.
	To Fit Thread Size	B		C		Standard Carton**		Mini Pak Quantity		
		in	mm	in	mm	Shipping Wt. (Approx.)			No. of Pieces	
						lbs	kgs			
CEC-04	1/4	.48	12.19	.49	12.45	7	3.1	5000	1000	CEC-04
CEC-05	5/16	.56	14.22	.56	14.22	9	4.0	5000	1000	CEC-05
CEC-06	3/8	.62	15.75	.51	12.95	10	4.5	5000	1000	CEC-06
CEC-08	1/2	.73	18.54	.50	12.70	13	5.8	5000	1000	CEC-08
CEC-10	5/8	.84	21.34	.50	12.70	15	6.8	5000	1000	CEC-10
CEC-12	3/4	.97	24.64	.50	12.70	19	8.6	5000	1000	CEC-12
CEC-14	7/8	1.15	29.21	.50	12.70	23	10.3	5000	1000	CEC-14
CEC-16	1	1.23	31.24	.50	12.70	14	6.3	2500	500	CEC-16
CEC-18	1 1/8	1.36	34.55	.56	14.22	16	7.2	2500	500	CEC-18
CEC-19	1 3/16	1.42	36.07	.56	14.22	18	8.1	2500	500	CEC-19
CEC-20	1 1/4	1.48	37.59	.57	14.48	24	10.8	2500	500	CEC-20
CEC-22	1 3/8	1.63	41.40	.57	14.48	23	10.3	2500	500	CEC-22
CEC-23	1 7/16	1.68	42.67	.56	14.22	9	4.0	1000	200	CEC-23
CEC-24	1 1/2	1.70	43.18	.56	14.22	24	10.8	2500	500	CEC-24
CEC-25	1 9/16	1.75	44.45	.50	12.70	25	11.2	2500	500	CEC-25
CEC-26	1 5/8	1.93	49.02	.56	14.22	13	5.8	1000	200	CEC-26
CEC-28	1 3/4	2.01	51.06	.56	14.22	16	7.2	1000	200	CEC-28
CEC-29	1 13/16	2.03	51.56	.56	14.22	14	6.3	1000	200	CEC-29
CEC-32	2	2.23	56.64	.55	13.97	17	7.6	1000	200	CEC-32
CEC-36	2 1/4	2.46	62.49	.62	15.75	19	8.6	1000	200	CEC-36
CEC-40	2 1/2	2.70	68.58	.62	15.75	17	7.6	1000	200	CEC-40
CEC-44	2 3/4	2.99	75.95	.62	15.75	11	4.9	500	100	CEC-44
CEC-48	3	3.27	83.06	.60	15.24	14	6.3	500	100	CEC-48
CEC-64	4	4.19	106.43	1.01	25.66	10	4.5	200	40	CEC-64

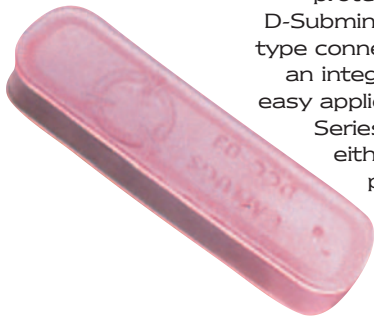
\*\* All SEC Static Dissipative Caplugs and CEC Conductive Caplugs are packaged in static dissipative poly bags.



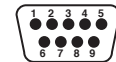
# CAPS non-threaded

## DCC Series Static Dissipative and Conductive Protectors for D-Subminiature Connectors

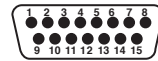
DCC Series Caplugs are designed to provide electrostatic discharge protection of rectangular D-Subminiature input/output-type connectors. Molded with an integral flange to enable easy application and removal, Series DCC is available in either black conductive polyethylene or pink static dissipative ethylene vinyl acetate.



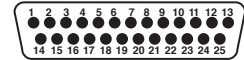
**MATERIAL:** Static Dissipative Ethylene Vinyl Acetate or Conductive Polyethylene  
**COLOR:** Pink or Black



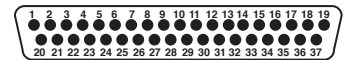
**E or 1 SHELL — 9 CONTACTS**




**A or 2 SHELL — 15 CONTACTS**



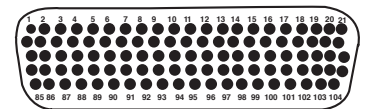
**B or 3 SHELL — 25 CONTACTS**



**C or 4 SHELL — 37 CONTACTS**



**D or 5 SHELL — 50 CONTACTS**



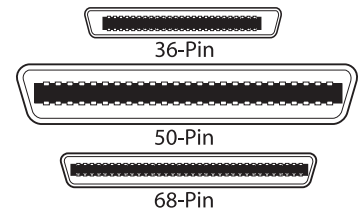
**6 SHELL — 104 CONTACTS**

## EMC Series Static Dissipative and Conductive Protectors for Electro Miniature Connectors

EMC Series Caplugs fit 36- and 68-pin Champ 050 series connector caps and 50-pin Champ-type connectors. Series EMC is available in either black conductive polyethylene or pink static dissipative ethylene vinyl acetate.



**MATERIAL:** Static Dissipative Ethylene Vinyl Acetate or Conductive Polyethylene  
**COLOR:** Pink or Black

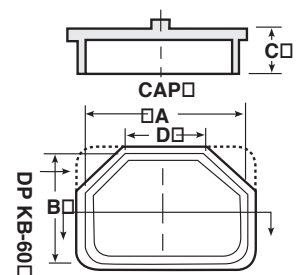


## DP Series Conductive Caps

DP Series Conductive Caplugs are designed to dissipate electrostatic charges, provide mechanical protection and an electrical shielding for ITT Cannon-style connectors commonly used in aerospace and military applications.



**MATERIAL:** Conductive Polyethylene  
**COLOR:** Black







## DCC Series

Caplug No.	Dimensions		Packaging				Caplug No.
	Standard No. of Contacts*	Contact Type	Standard Carton**		No. of Pieces	Mini Pak Quantity	
			Shipping Wt. (Approx.)				
			lbs	kgs			
DCC-01	9	Socket	7	3.1	5000	1000	DCC-01
DCC-11	9	Pin	7	3.1	5000	1000	DCC-11
DCC-02	15	Socket	11	4.9	5000	1000	DCC-02
DCC-12	15	Pin	11	4.9	5000	1000	DCC-12
DCC-03	25	Socket	17	7.6	5000	1000	DCC-03
DCC-13	25	Pin	17	7.6	5000	1000	DCC-13
DCC-04	37	Socket	19	8.6	5000	1000	DCC-04
DCC-14	37	Pin	19	8.6	5000	1000	DCC-14
DCC-05	50	Socket	20	9.0	4000	800	DCC-05
DCC-15	50	Pin	20	9.0	4000	800	DCC-15
DCC-18	104	Pin	21	9.5	5000	1000	DCC-18

\* Parts also fit "high density" and "double density" connectors. \*\* All DCC Static Dissipative Caplugs are packaged in static dissipative poly bags.

## EMC Series

Caplug No.	Dimensions		Packaging				Caplug No.
	Standard No. of Contacts*	Contact Type	Standard Carton**		No. of Pieces	Mini Pak Quantity	
			Shipping Wt. (Approx.)				
			lbs	kgs			
EMC-36	36	Receptacle	7	3.2	5000	1000	EMC-36
EMC-50	50	Receptacle	9	4.1	1000	200	EMC-50
EMC-68	68	Receptacle	17	7.7	5000	1000	EMC-68

\* Parts also fit "high density" and "double density" connectors. \*\* All EMC Static Dissipative Caplugs are packaged in static dissipative poly bags.

## DP Series

Caplug No.	Dimensions								Packaging				Caplug No.
	A		B		C		D		Standard Carton		Mini Pak Quantity		
	in	mm	in	mm	in	mm	in	mm	Shipping Wt. (Approx.)				
									lbs	kgs	No. of Pieces		
DP XA-59	1.611	40.92	.981	24.92	.67	17.02	1.14	28.96	6	2.72	500	100	DP XA-59
DP KB-60	3.351	85.12	.990	25.15	.57	14.73	-	-	6	2.72	200	40	DP KB-60



# CAPS non-threaded

## DCF Series Static Dissipative and Conductive Protectors for D-Subminiature Flared Shells

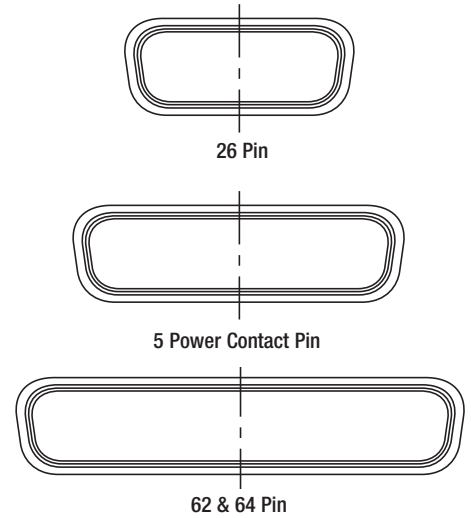
NEW



Series DCF connector caps protect electrical connectors from dust and impact damage. DCF-06 and DCF-08 are designed to fit D-Subminiature connectors with flared shells while DCF-07 is designed to fit D-Subminiature power connectors with flared shells. Series DCF is available in black conductive polyethylene or pink static dissipative polyethylene.



**MATERIAL:** Static Dissipative Polyethylene or Conductive Polyethylene  
**COLOR:** Pink or Black



## MDC Series Static Dissipative and Conductive Protectors for Micro-D Connectors

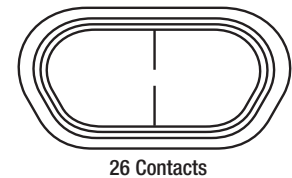
NEW



Series MDC connector caps are designed to fit Micro-D connectors. Series MDC is available in black conductive polyethylene or pink static dissipative polyethylene.



**MATERIAL:** Static Dissipative Polyethylene or Conductive Polyethylene  
**COLOR:** Pink or Black





## DCF Series

Caplug No.	Dimensions		Packaging				Caplug No.
	Standard No. of Contacts	Contact Type	Standard Carton		No. of Pieces	Mini Pak Quantity	
			Shipping Wt. (Approx.)				
			lbs	kgs			
DCF-06	26	Pin	4	1.8	1000	200	DCF-06
DCF-07	5	Power Contact Pin	12	5.4	3000	600	DCF-07
DCF-08	62 & 64	Pin	6	2.7	1000	200	DCF-08

## MDC Series

Caplug No.	Dimensions		Packaging				Caplug No.
	Standard No. of Contacts	Contact Type	Standard Carton		No. of Pieces	Mini Pak Quantity	
			Shipping Wt. (Approx.)				
			lbs	kgs			
MDC-15	26	Socket	5	2.2	3000	600	MDC-15



# CAPS non-threaded

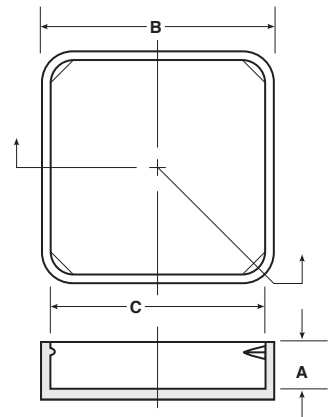
## FF Series Caps for Flanged and Flange-Mounted Fittings



Available in square, hexagonal, and triangular shapes, Series FF can be used with a variety of flanged and flange-mounted fittings. They effectively seal dirt out of the fitting and protect the flange surface against nicks and scratches. When fittings are provided with slip-on flanges, Series FF Caps keep the assemblies intact during handling and shipping.



**MATERIAL:** Low Density Polyethylene  
**COLOR\*:** Red



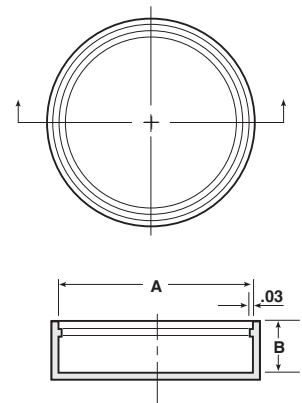
## HSF Series Caps for High Pressure Split-Flange Connections



Series HSF Caps are designed to protect high pressure split-flange hydraulic connections. These caps push on easily and fit securely with an internal bead providing a positive locking grip.



**MATERIAL:** Low Density Polyethylene  
**COLOR\*:** Natural



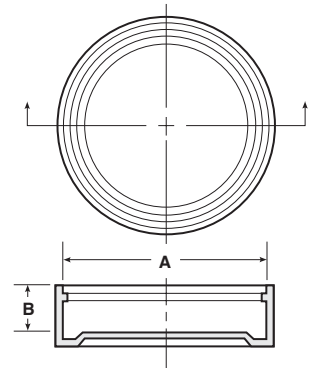
## SF Series Caps for Split-Flange Connections



Series SF Caps and Covers are designed to protect four-bolt split-flange connections. Series SF Caps push on easily and fit securely with an internal bead providing a positive locking grip. Because the SF Cap is made of natural, translucent polyethylene, the O-ring remains visible even after the closure is applied.



**MATERIAL:** Low Density Polyethylene  
**COLOR\*:** Natural





## FF Series

Caplug No.	Dimensions								Packaging				Caplug No.
	Shape	To Fit Nominal Flange Size	A		B		C		Standard Carton		Mini Pak Quantity		
			in	mm	in	mm	in	mm	Shipping Wt. (Approx.) lbs	kgs		No. of Pieces	
FF-26	Square	AN-756-12	.37	9.39	1.68	42.67	1.62	41.14	8	3.6	1000	200	FF-26
FF-28	Square	AN-756-16	.36	9.14	1.84	46.73	1.78	45.21	9	4.0	1000	200	FF-28
FF-32	Square	-	.34	8.63	2.11	53.59	2.05	52.07	12	5.4	1000	200	FF-32
FF-35	Square	AN-756-20	.37	9.39	2.28	57.91	2.22	56.38	7	3.1	500	100	FF-35
FF-38	Square	AN-756-24	.41	10.41	2.49	63.24	2.40	60.96	8	3.6	500	100	FF-38
FF-41	Square	MS-9244-32	.44	11.17	2.65	67.31	2.59	65.78	8	3.6	500	100	FF-41
FF-48	Square	AN-756-32	.42	10.66	3.09	78.48	3.03	76.96	11	4.9	500	100	FF-48
FF-39	Triangle	MS-9233-24	.44	11.17	-	-	-	-	7	3.1	500	100	FF-39
FF-64	Hex	AN-756-40	.43	10.92	-	-	-	-	12	5.4	250	50	FF-64
FF-72	Hex	AN-756-48	.43	10.92	-	-	-	-	14	6.3	250	50	FF-72

## HSF Series

Caplug No.	Dimensions						Packaging				Caplug No.
	To Fit Nominal Flange Size	A		B		Standard Carton		Mini Pak Quantity			
		in	mm	in	mm	Shipping Wt. (Approx.) lbs	kgs		No. of Pieces		
HSF-8	1/2	1.28	32.5	.51	13.0	11	4.9	3000	600	HSF-8	
HSF-12	3/4	1.66	42.2	.55	14.0	14	6.3	2000	400	HSF-12	
HSF-16	1	1.90	48.3	.58	14.7	9	4.0	1000	200	HSF-16	
HSF-20	1 1/4	2.16	54.9	.61	15.5	11	4.9	1000	200	HSF-20	
HSF-24	1 1/2	2.53	64.3	.70	19.6	12	5.4	800	160	HSF-24	
HSF-32	2	3.16	80.3	.70	19.6	10	4.5	500	100	HSF-32	

## SF Series

Caplug No.	Dimensions						Packaging				Caplug No.
	To Fit Nominal Flange Size	To Fit Ferrule Size	A		B		Standard Carton		Mini Pak Quantity		
			in	mm	in	mm	Shipping Wt. (Approx.) lbs	kgs		No. of Pieces	
SF-7	-	1/2, 3/4	1.02	25.91	.34	8.64	14	6.4	5000	1000	SF-7
SF-8	1/2	-	1.19	30.23	.39	9.91	11	5.0	2500	500	SF-8
SF-10	5/8	-	1.35	34.29	.39	9.91	14	6.4	2500	500	SF-10
SF-12	3/4	-	1.50	38.10	.39	9.91	15	6.8	2500	500	SF-12
SF-16	1	-	1.75	44.45	.41	10.41	19	8.6	2500	500	SF-16
SF-20	1 1/4	1, 1 1/2	2.00	50.80	.44	11.18	10	4.5	1000	200	SF-20
SF-24	1 1/2	-	2.38	60.45	.44	11.18	13	5.9	1000	200	SF-24
SF-28	-	2	2.53	64.26	.32	8.13	11	5.0	1000	200	SF-28
SF-32	2	-	2.81	71.38	.50	12.70	16	7.3	1000	200	SF-32
SF-36	-	2 1/2	3.06	77.72	.32	8.13	13	5.9	900	180	SF-36
SF-40	2 1/2	-	3.31	84.08	.50	12.70	13	5.9	500	100	SF-40
SF-44	-	3	3.59	91.19	.32	8.13	12	5.4	600	120	SF-44
SF-48	3	-	4.00	101.60	.50	12.70	18	8.2	500	100	SF-48
SF-64	-	4	4.68	118.87	.34	8.64	14	6.4	400	80	SF-64



# CAPS non-threaded

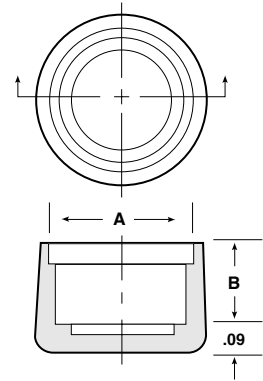
## FCR Series Finishing Caps for Round Tubing



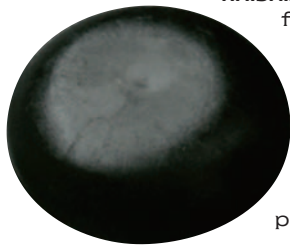
Series FCR Caplugs are used for finishing ends of round tubing on numerous products such as furniture, lawn and garden equipment, tools and appliances. Heavy wall construction makes them ideal also for threaded connections where extra protection is required. Designed for easy installation, they seat with a firm grip that prevents accidental removal.



**MATERIAL:** Low Density Polyethylene  
**COLOR\*:** Black



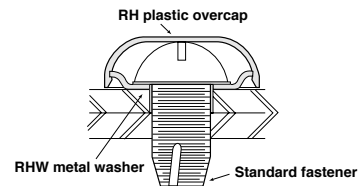
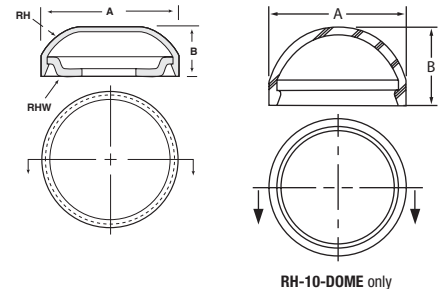
## RH Series Finishing Caps for Raised Head Screws



Series RH Caplugs are combination finishing and protective caps for raised head screws. Plastic overcap snaps over a flanged steel washer, replacing conventional washer. Adding attractive finish to protruding screw heads, it also provides dual protection by preventing injury to personnel scraping against steel-sharp fastener edges and by keeping screw head slots free of foreign matter and paint.



**MATERIAL:** Low Density Polyethylene (washer – steel, zinc plate)  
**COLOR\*:** Black or White (White available in standard carton only.)



SCREW SIZE	#4	#6	#8	#8	#10	#12	1/4"	5/16"	3/8"	7/16"	1/2"
RH CAP NO.	-06			-10, -10 Dome			-20				
Round	-061	-062	-063	-102	-103	-104	-203	-204	-205	-206	-207
Pan	-061	-062	-063	-102	-103	-104	-203	-204	-205	-	-
Fillister	-061	-062	-	-102	-103	-	-203	-204	-	-	-
Truss	-061	-062	-	-102	-103	-	-203	-204	-205	-	-
Binding	-061	-062	-	-102	-103	-104	-203	-204	-205	-	-
Hex	-061	-062	-063	-102	-103	-104	-203	-204	-205	-206	-207

*NOTE: When ordering, select the RH Cap and the RHW Washer for your size screw. Order as two separate items.*

*NOTE: RHW washers are also available for orders in stainless steel.\**



## FCR Series

Caplug No.	Dimensions				Packaging			Mini Pak Quantity	Caplug No.
	A		B		Standard Carton				
	in	mm	in	mm	Shipping Wt. (Approx)				
				lbs	kgs	No. of Pieces			
FCR-12	.75	19.05	.50	12.70	17	7.6	5000	1000	FCR-12
FCR-14	.88	22.35	.50	12.70	11	4.9	2500	500	FCR-14
FCR-16	1.00	25.40	.50	12.70	14	6.3	2500	500	FCR-16
FCR-18	1.13	28.70	.62	15.75	19	8.6	2500	500	FCR-18
FCR-20	1.25	31.75	.62	15.75	20	9.0	2500	500	FCR-20

## RH Series

Caplug No.	Screw Size †	Dimensions				Packaging			Mini Pak Quantity	Caplug No.
		A		B		Standard Carton				
		in	mm	in	mm	Shipping Wt. (Approx)				
						lbs	kgs	No. of Pieces		
RH-06	4, 6, 8	.48	12.19	.15	3.81	2	0.9	5000	1000	RH-06
<i>The following metal washers are for use with RH-06</i>										
RHW-061	4	-	-	-	-	4	1.8	5000	1000	RHW-061
RHW-062	6	-	-	-	-	4	1.8	5000	1000	RHW-062
RHW-063	8	-	-	-	-	4	1.8	5000	1000	RHW-063
RH-10*	8, 10, 12, 1/4	.71	18.03	.21	5.33	6	2.7	5000	1000	RH-10*
RH-10-Dome	8, 10, 12, 1/4	.71	18.03	.41	10.41	8	3.6	5000	1000	RH-10-Dome
<i>The following metal washers are for use with RH-10 and RH-10 Dome</i>										
RHW-102	8	-	-	-	-	12	5.4	5000	1000	RHW-102
RHW-103	10	-	-	-	-	11	4.9	5000	1000	RHW-103
RHW-104	12	-	-	-	-	11	4.9	5000	1000	RHW-104
RHW-105	1/4	-	-	-	-	11	4.9	5000	1000	RHW-105
RH-20	1/4, 5/16, 3/8, 7/16, 1/2	1.19	30.23	.37	9.40	8	3.6	2000	400	RH-20
<i>The following metal washers are for use with RH-20</i>										
RHW-202	10	-	-	-	-	14	6.3	2000	400	RHW-202
RHW-203	1/4	-	-	-	-	14	6.3	2000	400	RHW-203
RHW-204	5/16	-	-	-	-	14	6.3	2000	400	RHW-204
RHW-205	3/8	-	-	-	-	14	6.3	2000	400	RHW-205
RHW-206	7/16	-	-	-	-	14	6.3	2000	400	RHW-206
RHW-207	1/2	-	-	-	-	12	5.4	2000	400	RHW-207


† Designed to cover American Standard Slotted Round Head, American Standard Pan Head and American Standard Socket Button Head.  
 \* RH-10 is also available in FlexTemp (Thermoplastic Rubber) material – consult factory.



# CAPS non-threaded

## CC Series Flange Covers

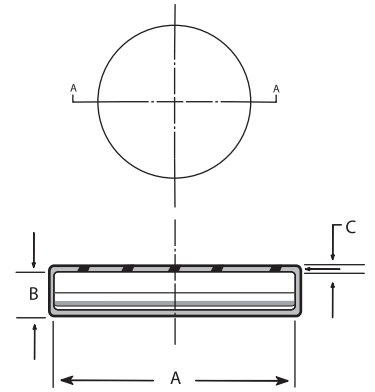
EXPANDED



The CC Series is specially designed to cover aircraft engine intake manifolds. The CC Series is designed to cover standard and low profile sheet metal and machined flanges. These covers help to keep out dirt and dust during maintenance, repair and new construction.



**MATERIAL:** Low Density Polyethylene  
**COLOR\*:** Yellow



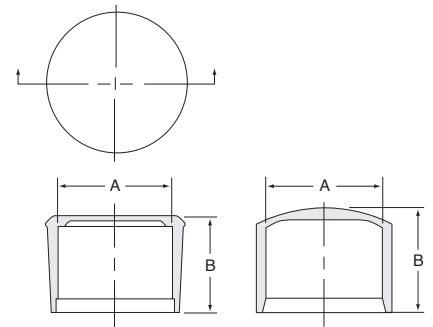
## COF Series Caps for Round Tubing and Rods



Series COF Round Caps make economical, attractive glides for everything from household and patio furniture to office chairs and tables, and from utility carts to exercise equipment. As finishing caps for both rods and tubing, they cover any scratches, burrs or distortions that may result from cutting operations. And they also provide protection against injury from sharp rod and tubing edges.



**MATERIAL:** Low Density Polyethylene  
**COLOR\*:** Black



**COF-7/8-DOME only**





## CC Series

Caplug No.	Dimensions						Packaging				Caplug No.
	A		B		C		Standard Carton		Mini Pak Quantity		
	in	mm	in	mm	in	mm	Shipping Wt. (Approx.)				
						lbs	kgs	No. of Pieces			
CC-1	1.545	39.24	0.34	8.64	0.031	0.79	13	5.9	2500	500	CC-1
CC-1-1/4	1.872	47.54	0.34	8.64	0.031	0.79	17	7.7	2500	500	CC-1-1/4
CC-1-1/2	2.122	53.89	0.34	8.64	0.031	0.79	19	8.6	2500	500	CC-1-1/2
CC-1-3/4	2.372	60.24	0.34	8.64	0.031	0.79	10	4.5	1000	200	CC-1-3/4
CC-2	2.622	66.59	0.34	8.64	0.031	0.79	11	5.0	1000	200	CC-2
CC-2-1/4	2.886	73.30	0.34	8.64	0.031	0.79	14	6.4	1000	200	CC-2-1/4
CC-2-1/2	3.136	79.65	0.34	8.64	0.031	0.79	16	7.3	1000	200	CC-2-1/2
CC-2-3/4	3.386	86.00	0.34	8.64	0.035	0.88	18	8.1	1000	200	CC-2-3/4
CC-3	3.636	92.35	0.34	8.64	0.035	0.88	11	5.0	500	100	CC-3
CC-3-1/4	3.886	98.70	0.34	8.64	0.035	0.88	12	5.4	500	100	CC-3-1/4
CC-3-1/2	4.141	105.18	0.34	8.64	0.035	0.88	14	6.4	500	100	CC-3-1/2
CC-3-3/4	4.391	111.53	0.34	8.64	0.040	1.01	10	4.5	500	100	CC-3-3/4
CC-4	4.641	117.88	0.34	8.64	0.040	1.01	18	8.1	500	100	CC-4
CC-4-1/2	5.141	130.58	0.34	8.64	0.040	1.01	11	5.0	250	50	CC-4-1/2
CC-5	5.641	143.28	0.34	8.64	0.040	1.01	13	5.9	250	50	CC-5
CC-5-1/4	5.891	149.63	0.34	8.64	0.040	1.01	14	6.4	250	50	CC-5-1/4
CC-5-1/2	6.141	155.98	0.34	8.64	0.045	1.14	18	8.1	250	50	CC-5-1/2
CC-6	6.656	169.06	0.34	8.64	0.045	1.14	16	7.3	200	40	CC-6
CC-6-1/4	6.906	175.41	0.34	8.64	0.045	1.14	16	7.3	200	40	CC-6-1/4
CC-6-1/2	7.156	181.76	0.34	8.64	0.045	1.14	17	7.7	200	40	CC-6-1/2
CC-7	7.656	194.46	0.34	8.64	0.045	1.14	11	5.0	100	20	CC-7
CC-9	9.656	245.26	0.34	8.64	0.055	1.40	20	9.1	150	30	CC-9

## COF Series

Caplug No.	Dimensions				Packaging				Caplug No.
	A		B		Standard Carton		Mini Pak Quantity		
	in	mm	in	mm	Shipping Wt. (Approx.)				
						lbs	kgs	No. of Pieces	
COF-1/4	0.250	6.35	0.46	12	10	4.7	10000	1000	COF-1/4
COF-3/8	0.375	9.53	0.46	12	15	6.9	10000	1000	COF-3/8
COF-1/2	0.500	12.70	0.59	15	28	12.9	7000	1000	COF-1/2
COF-5/8	0.625	15.88	0.59	15	18	8.2	5000	1000	COF-5/8
COF-3/4	0.750	19.05	0.71	18	20	9.2	4000	800	COF-3/4
COF-7/8	0.875	22.23	0.71	18	16	7.2	2500	500	COF-7/8
COF-7/8-Dome	0.875	22.23	0.84	21	15	6.9	2500	500	COF-7/8-Dome
COF-1	1.000	25.40	0.85	22	14	6.4	1500	300	COF-1
COF-1-1/8	1.125	28.58	0.85	22	13	5.9	1200	300	COF-1-1/8
COF-1-1/4	1.250	31.75	0.98	25	14	6.4	1000	200	COF-1-1/4
COF-1-1/2	1.500	38.10	0.98	25	9	4.0	500	100	COF-1-1/2
COF-1-3/4	1.750	44.45	1.10	28	12	5.3	500	100	COF-1-3/4



## VC Series Round Vinyl Caps

Series VC Caplugs are extremely flexible and durable protective closures which are ideal for use as thread protectors, dust and moisture seals, pipe and stud end color coding, and for masking during painting or plating operations.



Note: VC Series is also available with a flanged tip – see the VCF Series (pgs. 64-67)

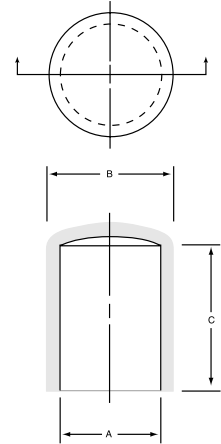



**MATERIAL:** Vinyl  
**STANDARD COLORS:** (dia. 2" & under) - Black, Red and color-code (consult factory for color codes.)

**STANDARD COLORS:** (dia. over 2") - Black.

**STANDARD OPTION COLORS\*:** White, Brown, Orange, Red, Green, Gray, Blue, Yellow.

**AVAILABILITY:** Consult factory.



### Note:

- VC-054 has a maximum length of .750".
- VC-062 has a maximum length of 1.25".
- VC-080 through VC-125 have a maximum length of 1.5".
- VC-140 through VC-250 have a maximum length of 2".
- VC-281 through VC-24000 have various maximum lengths of up to 8". Call factory for details.

Caplug No.	Dimensions						Packaging						Caplug No.
	A		B		C		Standard Carton		No. of Pieces	Mini Pak* Quantity			
	in	mm	in	mm	in	mm	Shipping Wt. (Approx.)	lbs			kgs		
VC-054-10	.054	1.37	.09	2.29	.625	15.88	2	0.1	5000	1000	VC-054-10		
VC-062-10	.062	1.57	.12	3.05	.625	15.88	2	0.9	5000	1000	VC-062-10		
VC-072-10	.072	1.83	.13	3.35	.625	15.88	3	1.3	5000	1000	VC-072-10		
VC-080-10	.080	2.03	.14	3.56	.625	15.88	2	0.9	5000	1000	VC-080-10		
VC-093-12	.093	2.36	.15	3.81	.750	19.05	3	1.3	5000	1000	VC-093-12		
VC-109-12	.109	2.77	.18	4.57	.750	19.05	3	1.3	5000	1000	VC-109-12		
VC-125-8	.125	3.18	.20	5.08	.500	12.70	3	1.3	5000	1000	VC-125-8		
VC-125-16	.125	3.18	.20	5.08	1.00	25.40	5	2.2	5000	1000	VC-125-16		
VC-140-8	.140	3.56	.21	5.33	.500	12.70	4	1.8	5000	1000	VC-140-8		
VC-140-16	.140	3.56	.21	5.33	1.00	25.40	7	3.1	5000	1000	VC-140-16		
VC-148-8	.148	3.76	.25	6.30	.500	12.70	5	2.2	5000	1000	VC-148-8		
VC-148-16	.148	3.76	.25	6.30	1.00	25.40	8	3.6	5000	1000	VC-148-16		
VC-156-8	.156	3.96	.24	6.10	.500	12.70	4	1.8	5000	1000	VC-156-8		
VC-156-16	.156	3.96	.24	6.10	1.00	25.40	7	3.1	5000	1000	VC-156-16		
VC-172-8	.172	4.37	.25	6.35	.500	12.70	5	2.2	5000	1000	VC-172-8		
VC-172-16	.172	4.37	.25	6.35	1.00	25.40	8	3.6	5000	1000	VC-172-16		
VC-180-8	.180	4.57	.26	6.60	.500	12.70	6	2.7	5000	1000	VC-180-8		
VC-180-16	.180	4.57	.26	6.60	1.00	25.40	9	4.0	5000	1000	VC-180-16		
VC-187-8	.187	4.75	.27	6.86	.500	12.70	6	2.7	5000	1000	VC-187-8		
VC-187-16	.187	4.75	.27	6.86	1.00	25.40	10	4.5	5000	1000	VC-187-16		
VC-187-24	.187	4.75	.27	6.86	1.50	38.10	17	7.6	4000	800	VC-187-24		
VC-203-8	.203	5.16	.29	7.37	.500	12.70	6	2.7	5000	1000	VC-203-8		
VC-203-16	.203	5.16	.29	7.37	1.00	25.40	11	4.9	5000	1000	VC-203-16		

Free sample requests for non-catalog lengths/colors are subject to availability.

\*Mini Paks are only available in the standard color(s).



## VC Series (cont.)

Caplug No.	Dimensions						Packaging				Caplug No.
	A		B		C		Standard Carton		Mini Pak* Quantity		
	in	mm	in	mm	in	mm	Shipping Wt. (Approx.) lbs	kgs		No. of Pieces	
VC-218-8	.218	5.54	.31	7.87	.500	12.70	7	3.1	5000	1000	VC-218-8
VC-218-16	.218	5.54	.31	7.87	1.00	25.40	13	5.8	5000	1000	VC-218-16
VC-224-8	.224	5.69	.31	7.87	.500	12.70	7	3.1	5000	1000	VC-224-8
VC-224-16	.224	5.69	.31	7.87	1.00	25.40	12	5.4	5000	1000	VC-224-16
VC-234-8	.234	5.94	.32	8.13	.500	12.70	7	3.1	5000	1000	VC-234-8
VC-234-16	.234	5.94	.32	8.13	1.00	25.40	13	5.8	5000	1000	VC-234-16
VC-250-8	.250	6.35	.35	8.89	.500	12.70	7	3.1	5000	1000	VC-250-8
VC-250-16	.250	6.35	.35	8.89	1.00	25.40	13	5.8	5000	1000	VC-250-16
VC-281-8	.281	7.14	.38	9.65	.500	12.70	9	4.0	5000	1000	VC-281-8
VC-281-16	.281	7.14	.38	9.65	1.00	25.40	15	6.8	5000	1000	VC-281-16
VC-290-8	.290	7.37	.40	10.16	.500	12.70	10	4.5	5000	1000	VC-290-8
VC-290-16	.290	7.37	.40	10.16	1.00	25.40	15	6.8	5000	1000	VC-290-16
VC-304-8	.304	7.72	.41	10.41	.500	12.70	12	5.4	5000	1000	VC-304-8
VC-304-16	.304	7.72	.41	10.41	1.00	25.40	16	7.2	4000	800	VC-304-16
VC-312-8	.312	7.93	.42	10.67	.500	12.70	11	4.9	5000	1000	VC-312-8
VC-312-16	.312	7.93	.42	10.67	1.00	25.40	17	7.6	5000	1000	VC-312-16
VC-312-24	.312	7.93	.43	10.92	1.50	38.10	14	6.3	2500	500	VC-312-24
VC-343-8	.343	8.71	.45	11.43	.500	12.70	12	5.4	5000	1000	VC-343-8
VC-343-16	.343	8.71	.45	11.43	1.00	25.40	11	4.9	2500	500	VC-343-16
VC-375-8	.375	9.53	.50	12.70	.500	12.70	16	7.2	5000	1000	VC-375-8
VC-375-16	.375	9.53	.50	12.70	1.00	25.40	14	6.3	2500	500	VC-375-16
VC-406-8	.406	10.31	.53	13.46	.500	12.70	16	7.2	5000	1000	VC-406-8
VC-406-16	.406	10.31	.53	13.46	1.00	25.40	14	6.3	2500	500	VC-406-16
VC-437-8	.437	11.10	.56	14.22	.500	12.70	17	7.6	5000	1000	VC-437-8
VC-437-16	.437	11.10	.56	14.22	1.00	25.40	15	6.8	2500	500	VC-437-16
VC-460-8	.460	11.68	.58	14.73	.500	12.70	16	7.2	5000	1000	VC-460-8
VC-460-16	.460	11.68	.58	14.73	1.00	25.40	15	6.8	2500	500	VC-460-16
VC-467-8	.467	11.86	.58	14.73	.500	12.70	16	7.2	5000	1000	VC-467-8
VC-467-16	.467	11.86	.58	14.73	1.00	25.40	15	6.8	2500	500	VC-467-16
VC-490-8	.490	12.45	.61	15.49	.500	12.70	16	7.2	5000	1000	VC-490-8
VC-490-16	.490	12.45	.61	15.49	1.00	25.40	17	7.6	3000	600	VC-490-16
VC-500-8	.500	12.70	.62	15.75	.500	12.70	17	7.6	5000	1000	VC-500-8
VC-500-16	.500	12.70	.62	15.75	1.00	25.40	15	6.8	2500	500	VC-500-16
VC-531-8	.531	13.49	.65	16.51	.500	12.70	18	8.1	5000	1000	VC-531-8
VC-531-16	.531	13.49	.65	16.51	1.00	25.40	16	7.2	2500	500	VC-531-16
VC-562-8	.562	14.28	.69	17.53	.500	12.70	10	4.5	2500	500	VC-562-8
VC-562-16	.562	14.28	.69	17.53	1.00	25.40	18	8.1	2500	500	VC-562-16
VC-600-8	.600	15.24	.73	18.54	.500	12.70	11	4.9	3000	600	VC-600-8
VC-600-16	.600	15.24	.73	18.54	1.00	25.40	19	8.6	2000	400	VC-600-16
VC-625-8	.625	15.88	.76	19.30	.500	12.70	12	5.4	2500	500	VC-625-8
VC-625-16	.625	15.88	.76	19.30	1.00	25.40	20	9.0	2500	500	VC-625-16
VC-625-24	.625	15.88	.77	19.56	1.50	38.10	24	10.9	2000	400	VC-625-24
VC-640-8	.640	16.26	.77	19.56	.500	12.70	19	8.6	4000	800	VC-640-8
VC-640-16	.640	16.26	.77	19.56	1.00	25.40	17	7.6	2000	400	VC-640-16
VC-665-8	.665	16.89	.80	20.32	.500	12.70	20	9.0	4000	800	VC-665-8
VC-665-16	.665	16.89	.80	20.32	1.00	25.40	17	7.6	2000	400	VC-665-16
VC-687-8	.687	17.45	.81	20.57	.500	12.70	14	6.3	2500	500	VC-687-8
VC-687-16	.687	17.45	.81	20.57	1.00	25.40	10	4.5	1000	200	VC-687-16
VC-690-8	.690	17.53	.82	20.83	.500	12.70	14	6.3	2500	500	VC-690-8
VC-690-16	.690	17.53	.82	20.83	1.00	25.40	10	4.5	1000	200	VC-690-16
VC-725-8	.725	18.42	.86	21.84	.500	12.70	15	6.8	2500	500	VC-725-8
VC-725-16	.725	18.42	.86	21.84	1.00	25.40	11	4.9	1000	200	VC-725-16
VC-750-8	.750	19.05	.88	22.35	.500	12.70	16	7.2	2500	500	VC-750-8
VC-750-16	.750	19.05	.88	22.35	1.00	25.40	11	4.9	1000	200	VC-750-16
VC-812-8	.812	20.63	.94	23.88	.500	12.70	16	7.2	2500	500	VC-812-8
VC-812-16	.812	20.63	.94	23.88	1.00	25.40	11	4.9	1000	200	VC-812-16
VC-812-24	.812	20.63	.95	24.13	1.50	38.10	17	7.6	1000	200	VC-812-24
VC-843-8	.843	21.41	.98	24.89	.500	12.70	16	7.2	2500	500	VC-843-8
VC-843-16	.843	21.41	.98	24.89	1.00	25.40	14	6.3	1000	200	VC-843-16
VC-870-8	.870	22.10	1.01	25.65	.500	12.70	13	5.8	1000	200	VC-870-8
VC-870-16	.870	22.10	1.01	25.65	1.00	25.40	15	6.8	1000	200	VC-870-16
VC-875-8	.875	22.23	1.02	25.91	.500	12.70	17	7.6	2500	500	VC-875-8
VC-875-16	.875	22.23	1.02	25.91	1.00	25.40	12	5.4	1000	200	VC-875-16
VC-875-24	.875	22.23	1.02	25.91	1.50	38.10	19	8.6	1000	200	VC-875-24

\*Mini Paks are only available in the standard color(s).  
Free sample requests for non-catalog lengths/colors are subject to availability.

Lengths are available in 1/16" (1.6mm) increments. Length tolerance is ±1/16" (1.6mm).



## VC Series Round Vinyl Caps (cont.)

Caplug No.	Dimensions						Packaging				Caplug No.
	A		B		C		Standard Carton		Mini Pak* Quantity		
	in	mm	in	mm	in	mm	Shipping Wt. (Approx.) lbs	kgs		No. of Pieces	
VC-937-8	.937	23.80	1.08	27.43	.500	12.70	19	8.6	2500	500	VC-937-8
VC-937-16	.937	23.80	1.08	27.43	1.000	25.40	13	5.8	1000	200	VC-937-16
VC-985-8	.985	25.02	1.13	28.70	.500	12.70	17	7.7	2000	400	VC-985-8
VC-985-16	.985	25.02	1.13	28.70	1.000	25.40	14	6.3	1000	200	VC-985-16
VC-1000-8	1.000	25.40	1.14	28.96	.500	12.70	9	4.0	1000	200	VC-1000-8
VC-1000-16	1.000	25.40	1.14	28.96	1.000	25.40	14	6.3	1000	200	VC-1000-16
VC-1000-24	1.000	25.40	1.14	28.96	1.500	38.10	24	10.9	1000	200	VC-1000-24
VC-1062-16	1.062	26.97	1.20	30.48	1.000	25.40	19	8.6	1200	240	VC-1062-16
VC-1090-16	1.090	27.69	1.22	30.99	1.000	25.40	18	8.1	1200	240	VC-1090-16
VC-1125-16	1.125	28.57	1.27	32.26	1.000	25.40	20	9.0	1200	240	VC-1125-16
VC-1187-16	1.187	30.14	1.33	33.78	1.000	25.40	18	8.1	1000	200	VC-1187-16
VC-1250-16	1.250	31.75	1.39	35.31	1.000	25.40	19	8.6	1000	200	VC-1250-16
VC-1250-24	1.250	31.75	1.39	35.31	1.500	38.10	16	7.2	500	100	VC-1250-24
VC-1312-16	1.312	33.32	1.45	36.83	1.000	25.40	18	8.1	800	160	VC-1312-16
VC-1312-24	1.312	33.32	1.45	36.83	1.500	38.10	19	8.6	600	120	VC-1312-24
VC-1375-16	1.375	34.92	1.52	38.61	1.000	25.40	17	7.7	800	160	VC-1375-16
VC-1375-24	1.375	34.92	1.52	38.61	1.500	38.10	14	6.3	400	80	VC-1375-24
VC-1500-16	1.500	38.10	1.64	41.66	1.000	25.40	18	8.1	750	150	VC-1500-16
VC-1500-24	1.500	38.10	1.64	41.66	1.500	38.10	13	5.8	300	60	VC-1500-24
VC-1593-16	1.593	40.46	1.72	43.76	1.000	25.40	19	8.6	750	150	VC-1593-16
VC-1625-16	1.625	41.27	1.77	44.96	1.000	25.40	20	9.0	750	150	VC-1625-16
VC-1687-16	1.687	42.84	1.83	46.48	1.000	25.40	19	8.6	700	140	VC-1687-16
VC-1750-16	1.750	44.45	1.89	48.01	1.000	25.40	20	9.0	700	140	VC-1750-16
VC-1812-16	1.812	46.02	1.95	49.58	1.000	25.40	25	11.3	1000	200	VC-1812-16
VC-1875-16	1.875	47.62	2.02	51.31	1.000	25.40	19	8.6	600	120	VC-1875-16
VC-2000-16	2.000	50.80	2.14	54.36	1.000	25.40	20	9.0	600	120	VC-2000-16
VC-2000-24	2.000	50.80	2.14	54.36	1.500	38.10	16	7.2	300	60	VC-2000-24
VC-2125-16	2.125	53.98	2.275	57.79	1.000	25.40	17	7.6	500	100	VC-2125-16
VC-2156-16	2.156	54.76	2.306	58.57	1.000	25.40	16	7.2	500	100	VC-2156-16
VC-2250-16	2.250	57.15	2.400	60.96	1.000	25.40	22	10.0	500	100	VC-2250-16
VC-2250-24	2.250	57.15	2.400	60.96	1.500	38.10	20	9.0	300	60	VC-2250-24
VC-2375-16	2.375	59.56	2.525	64.14	1.000	25.40	20	9.0	400	80	VC-2375-16
VC-2375-24	2.375	59.56	2.525	64.14	1.500	38.10	20	9.0	300	60	VC-2375-24
VC-2460-16	2.460	62.48	2.610	66.29	1.000	25.40	19	8.6	400	80	VC-2460-16
VC-2500-16	2.500	63.50	2.650	67.31	1.000	25.40	21	9.5	400	80	VC-2500-16
VC-2500-24	2.500	63.50	2.650	67.31	1.500	38.10	19	8.6	250	50	VC-2500-24
VC-2625-16	2.625	66.67	2.775	70.49	1.000	25.40	23	10.4	400	80	VC-2625-16
VC-2625-24	2.625	66.67	2.775	70.49	1.500	38.10	13	5.8	200	40	VC-2625-24
VC-2687-16	2.687	68.25	2.847	72.31	1.000	25.40	23	10.4	400	80	VC-2687-16
VC-2750-16	2.750	69.85	2.910	73.91	1.000	25.40	19	8.6	300	60	VC-2750-16
VC-2750-24	2.750	69.85	2.910	73.91	1.500	38.10	12	5.4	200	40	VC-2750-24
VC-2875-16	2.875	73.03	3.035	77.09	1.000	25.40	13	5.8	250	50	VC-2875-16
VC-3000-16	3.000	76.20	3.160	80.26	1.000	25.40	18	8.1	250	50	VC-3000-16
VC-3000-24	3.000	76.20	3.160	80.26	1.500	38.10	25	11.3	250	50	VC-3000-24
VC-3125-16	3.125	79.37	3.285	83.44	1.000	25.40	15	6.8	250	N/A	VC-3125-16
VC-3125-24	3.125	79.37	3.285	83.44	1.500	38.10	27	12.2	300	N/A	VC-3125-24
VC-3250-18	3.250	82.55	3.410	86.61	1.125	25.40	16	7.2	200	N/A	VC-3250-18
VC-3375-18	3.375	85.73	3.535	89.79	1.125	25.40	13	5.8	200	N/A	VC-3375-18
VC-3500-18	3.500	88.90	3.660	92.96	1.125	25.40	13	5.8	150	N/A	VC-3500-18
VC-3500-24	3.500	88.90	3.660	92.96	1.500	38.10	18	8.1	200	N/A	VC-3500-24
VC-3625-18	3.625	92.08	3.785	96.14	1.125	28.58	15	6.8	200	N/A	VC-3625-18
VC-3750-18	3.750	92.25	3.910	99.31	1.125	28.58	19	8.6	200	N/A	VC-3750-18
VC-3875-18	3.875	98.43	4.035	102.49	1.125	28.58	20	9.0	200	N/A	VC-3875-18
VC-4000-20	4.000	101.60	4.160	105.66	1.250	31.75	12	5.4	100	N/A	VC-4000-20
VC-4125-20	4.125	104.78	4.285	108.84	1.250	31.75	18	8.1	150	N/A	VC-4125-20
VC-4187-20	4.187	106.35	4.347	110.41	1.250	31.75	13	5.8	100	N/A	VC-4187-20
VC-4250-20	4.250	107.95	4.410	112.01	1.250	31.75	18	8.1	150	N/A	VC-4250-20
VC-4375-20	4.375	111.13	4.535	115.19	1.250	31.75	19	8.6	150	N/A	VC-4375-20
VC-4500-20	4.500	114.30	4.660	118.36	1.250	31.75	20	9.0	150	N/A	VC-4500-20
VC-4750-20	4.750	120.65	4.910	124.71	1.250	31.75	21	9.5	150	N/A	VC-4750-20
VC-5000-22	5.000	127.00	5.180	131.57	1.375	34.93	20	9.0	125	N/A	VC-5000-22
VC-5187-22	5.187	131.75	5.367	136.32	1.375	34.93	21	9.5	125	N/A	VC-5187-22

Free sample requests for non-catalog lengths/colors are subject to availability.

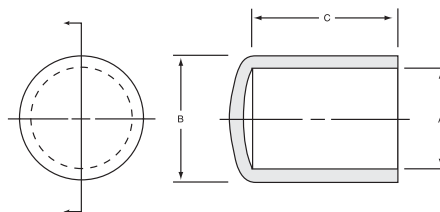
\*Mini Paks are only available in the standard color(s).

**Note:** Many vinyl parts are also available in high temperature vinyl, anti-static, and medical grade materials.



## VC Series (cont.)

Caplug No.	Dimensions						Packaging				Caplug No.
	A		B		C		Standard Carton		Mini Pak* Quantity		
	in	mm	in	mm	in	mm	Shipping Wt. (Approx.)				
						lbs	kgs	No. of Pieces			
VC-5375-22	5.375	136.53	5.555	141.10	1.375	34.93	20	9.0	100	N/A	VC-5375-22
VC-5500-22	5.500	139.70	5.680	144.27	1.375	34.93	21	9.5	100	N/A	VC-5500-22
VC-5750-22	5.750	146.05	5.903	150.62	1.375	34.93	12	5.4	50	N/A	VC-5750-22
VC-6000-24	6.000	152.40	6.180	156.97	1.500	38.10	22	10.0	90	N/A	VC-6000-24
VC-6250-24	6.250	158.75	6.430	163.32	1.500	38.10	23	10.4	90	N/A	VC-6250-24
VC-6500-24	6.500	165.10	6.680	169.67	1.500	38.10	22	10.0	80	N/A	VC-6500-24
VC-6750-24	6.750	171.45	6.930	176.02	1.500	38.10	20	9.0	70	N/A	VC-6750-24
VC-7000-24	7.000	177.80	7.180	182.37	1.500	38.10	16	7.2	50	N/A	VC-7000-24
VC-7250-24	7.250	184.15	7.430	188.72	1.500	38.10	22	10.0	70	N/A	VC-7250-24
VC-7500-24	7.500	190.50	7.680	195.07	1.500	38.10	19	8.6	50	N/A	VC-7500-24
VC-7750-28	7.750	196.85	7.930	201.42	1.750	44.45	19	8.6	50	N/A	VC-7750-28
VC-8000-28	8.000	203.20	8.180	207.77	1.750	44.45	20	9.0	50	N/A	VC-8000-28
VC-8500-28	8.500	215.90	8.680	220.47	1.750	44.45	22	10.0	50	N/A	VC-8500-28
VC-8750-28	8.750	222.25	8.930	226.82	1.750	44.45	23	10.4	50	N/A	VC-8750-28
VC-9000-28	9.000	228.60	9.200	233.68	1.750	44.45	21	9.5	40	N/A	VC-9000-28
VC-9250-28	9.250	234.95	9.450	240.03	1.750	44.45	22	10.0	40	N/A	VC-9250-28
VC-9375-28	9.375	238.10	9.575	243.21	1.750	44.45	22	10.0	40	N/A	VC-9375-28
VC-9500-28	9.500	241.30	9.700	246.38	1.750	44.45	23	10.4	40	N/A	VC-9500-28
VC-9625-28	9.625	244.48	9.825	249.56	1.750	44.45	23	10.4	40	N/A	VC-9625-28
VC-9875-28	9.875	250.83	10.075	255.91	1.750	44.45	24	10.9	40	N/A	VC-9875-28
VC-10000-32	10.000	254.00	10.200	259.08	2.000	50.80	23	10.4	35	N/A	VC-10000-32
VC-10312-32	10.312	261.92	10.512	267.00	2.000	50.80	17	7.6	25	N/A	VC-10312-32
VC-10750-32	10.750	273.05	10.950	278.13	2.000	50.80	18	8.1	25	N/A	VC-10750-32
VC-11000-32	11.000	279.40	11.200	284.48	2.000	50.80	19	8.6	25	N/A	VC-11000-32
VC-11375-32	11.375	288.93	11.575	294.01	2.000	50.80	19	8.6	25	N/A	VC-11375-32
VC-11750-32	11.750	298.45	11.950	303.53	2.000	50.80	20	9.0	25	N/A	VC-11750-32
VC-12000-32	12.000	304.80	12.200	309.88	2.000	50.80	21	9.5	25	N/A	VC-12000-32
VC-12250-32	12.250	311.15	12.450	316.23	2.000	50.80	22	10.0	25	N/A	VC-12250-32
VC-12500-32	12.500	317.50	12.700	322.58	2.000	50.80	22	10.0	25	N/A	VC-12500-32
VC-12625-32	12.625	320.68	12.825	325.76	2.000	50.80	23	10.4	25	N/A	VC-12625-32
VC-12875-32	12.875	327.03	13.075	332.11	2.000	50.80	23	10.4	25	N/A	VC-12875-32
VC-13250-32	13.250	336.50	13.470	342.14	2.000	50.80	24	10.9	25	N/A	VC-13250-32
VC-13500-32	13.500	342.90	13.720	348.49	2.000	50.80	25	11.3	25	N/A	VC-13500-32
VC-13600-32	13.600	345.44	13.820	351.03	2.000	50.80	26	11.8	25	N/A	VC-13600-32
VC-14000-32	14.000	355.60	14.220	361.19	2.000	50.80	27	12.2	25	N/A	VC-14000-32
VC-14250-32	14.250	361.95	14.470	367.54	2.000	50.80	27	12.2	25	N/A	VC-14250-32
VC-14500-32	14.500	368.30	14.720	373.89	2.000	50.80	28	12.7	25	N/A	VC-14500-32
VC-15000-32	15.000	381.00	15.220	386.59	2.000	50.80	30	13.6	25	N/A	VC-15000-32
VC-15625-32	15.625	396.88	15.845	402.46	2.000	50.80	32	14.5	25	N/A	VC-15625-32
VC-15875-32	15.875	403.23	16.115	409.32	2.000	50.80	33	15.0	25	N/A	VC-15875-32
VC-16000-32	16.000	406.50	16.240	412.50	2.000	50.80	40	18.1	25	N/A	VC-16000-32
VC-16500-32	16.500	419.10	16.740	425.20	2.000	50.80	36	16.3	20	N/A	VC-16500-32
VC-17375-40	17.375	441.33	17.615	447.42	2.500	63.50	40	18.1	20	N/A	VC-17375-40
VC-18000-40	18.000	457.20	18.240	463.30	2.500	63.50	32	14.5	15	N/A	VC-18000-40
VC-19000-40	19.000	482.60	19.240	488.70	2.500	63.50	37	16.8	15	N/A	VC-19000-40
VC-20000-40	20.000	508.00	20.240	514.10	2.500	63.50	42	19.1	15	N/A	VC-20000-40
VC-21000-40	21.000	533.40	21.240	539.50	2.500	63.50	47	21.3	15	N/A	VC-21000-40
VC-24000-48	24.000	609.60	24.240	615.70	3.000	76.20	52	23.6	15	N/A	VC-24000-48



Free sample requests for non-catalog lengths/colors are subject to availability.

\*Mini Paks are only available in the standard color(s).

Lengths are available in 1/16" (1.6mm) increments. Length tolerance is ±1/16" (1.6mm).



# CAPS Vinyl

## EZ Series Flexible Vinyl Caps with Pull-Tab for Easy Removal

EXPANDED

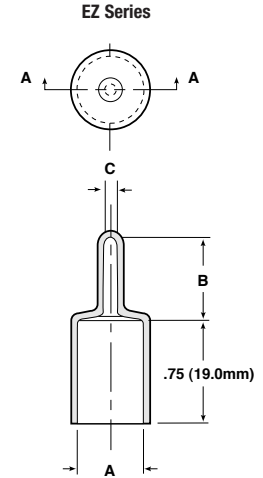


Series EZ-Pull Vinyl Caps feature an extra long tab centered at the top of the closure which allows the cap to be finger-removed easily, eliminating the use of tools which could damage threads or part surfaces. Molded from a specially formulated and flexible vinyl which enables a snug fit on parts, thereby providing better protection against dirt, moisture and impact damage.



**MATERIAL:** Vinyl  
**STANDARD COLORS:** Black and Red  
**STANDARD OPTION COLORS\*:** White, Brown, Orange, Green, Gray, Blue, Yellow.

**AVAILABILITY:** Consult Factory.



**Note:**

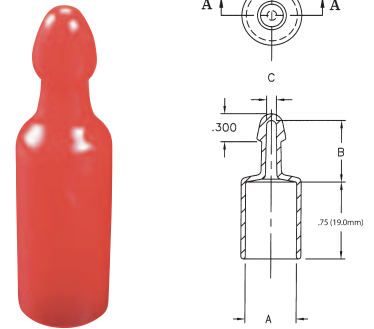
- EZ-187 through EZ-215 have a maximum length of 1.5".
- EZ-240 through EZ-1480 have various maximum lengths of up to 4". Call factory for details.

**Note:**

- EZE Series is not available in high temperature material.



**EZE Series**



All EZ Series parts are also available in special ergonomic pull-tab style EZE Series. Consult factory.

## VFE Series Vinyl Caps with Flat Ergonomic Pull-Tab

EXPANDED

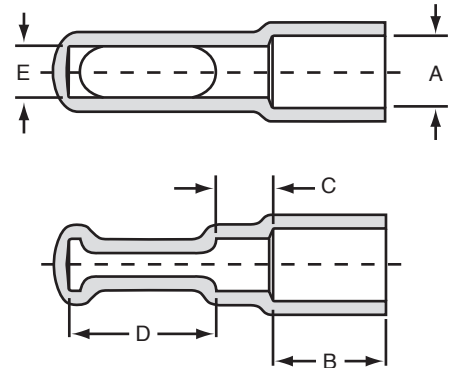


Series VFE Caps feature a long, flat ergonomic pull-tab, which allows for easy removal. The ergonomic design offers an easier gripping surface and requires less pull for removal.



**MATERIAL:** Vinyl  
**STANDARD COLORS:** Black and Red  
**STANDARD OPTION COLORS\*:** White, Brown, Orange, Green, Gray, Blue, Yellow.

**AVAILABILITY:** Consult Factory.



Free sample requests for non-catalog lengths/colors are subject to availability.



## EZ Series

Caplug No.	Dimensions						Packaging				Caplug No.
	A		B		C		Standard Carton		Mini Pak* Quantity		
	in	mm	in	mm	in	mm	Shipping Wt. (Approx.) lbs	kgs		No. of Pieces	
EZ-187-12	0.187	4.74	0.500	12.70	0.093	2.36	11	5.0	5000	1000	EZ-187-12
EZ-215-12	0.215	5.46	0.500	12.70	0.093	2.36	11	5.0	5000	1000	EZ-215-12
EZ-240-12	0.240	6.09	0.625	15.87	0.125	3.17	17	7.7	4000	800	EZ-240-12
EZ-303-12	0.303	7.69	0.625	15.87	0.125	3.17	19	8.6	4000	800	EZ-303-12
EZ-365-12	0.365	9.27	0.625	15.87	0.125	3.17	19	8.6	3500	700	EZ-365-12
EZ-386-12	0.386	9.80	0.625	15.87	0.125	3.17	15	6.8	4000	800	EZ-386-12
EZ-406-12	0.406	10.31	0.625	15.87	0.125	3.17	17	7.7	4000	800	EZ-406-12
EZ-427-12	0.427	10.84	0.625	15.87	0.125	3.17	18	8.1	3000	600	EZ-427-12
EZ-460-12	0.460	11.68	0.500	12.70	0.100	2.54	18	8.1	3000	600	EZ-460-12
EZ-490-12	0.490	12.44	0.687	17.44	0.125	3.17	17	7.7	2500	500	EZ-490-12
EZ-521-12	0.521	13.23	0.625	15.88	0.125	3.17	18	8.1	2500	500	EZ-521-12
EZ-552-12	0.552	14.02	0.687	17.44	0.125	3.17	19	8.6	2500	500	EZ-552-12
EZ-600-12	0.600	15.24	0.812	20.62	0.187	4.75	14	6.4	2000	400	EZ-600-12
EZ-615-12	0.615	15.62	0.687	17.44	0.125	3.17	16	7.2	2000	400	EZ-615-12
EZ-655-12	0.655	16.63	0.875	22.22	0.187	4.75	16	7.3	2000	400	EZ-655-12
EZ-670-12	0.670	17.02	0.800	20.32	0.190	4.83	18	8.1	2000	400	EZ-670-12
EZ-677-12	0.677	17.19	0.812	20.62	0.187	4.75	19	8.6	2000	400	EZ-677-12
EZ-695-12	0.695	17.65	0.812	20.62	0.187	4.75	13	5.9	1500	300	EZ-695-12
EZ-735-12	0.735	18.66	0.812	20.62	0.187	4.75	16	7.2	1500	300	EZ-735-12
EZ-760-12	0.760	19.30	0.800	20.32	0.190	4.83	10	4.5	2000	400	EZ-760-12
EZ-797-12	0.797	20.24	0.812	20.62	0.187	4.75	16	7.3	1500	300	EZ-797-12
EZ-835-12	0.835	21.20	0.843	21.41	0.187	4.75	17	7.7	1500	300	EZ-835-12
EZ-860-12	0.860	21.84	0.843	21.41	0.187	4.75	18	8.1	1500	300	EZ-860-12
EZ-922-12	0.922	23.41	0.875	22.22	0.187	4.75	12	5.4	1000	200	EZ-922-12
EZ-985-12	0.985	25.01	0.875	22.22	0.187	4.75	17	7.7	1250	250	EZ-985-12
EZ-1048-12	1.048	27.53	1.000	25.40	0.187	4.75	15	6.8	1000	200	EZ-1048-12
EZ-1110-12	1.110	28.19	1.125	28.58	0.187	4.75	17	7.7	1000	200	EZ-1110-12
EZ-1175-12	1.175	29.85	0.750	19.05	0.325	8.26	12	5.4	600	120	EZ-1175-12
EZ-1230-12	1.230	31.24	1.125	28.58	0.187	4.75	15	6.8	900	180	EZ-1230-12
EZ-1355-12	1.355	34.41	1.125	28.58	0.250	6.35	22	10.0	800	160	EZ-1355-12
EZ-1480-12	1.480	37.59	1.000	25.40	0.250	6.35	16	7.3	800	160	EZ-1480-12

## VFE Series

Caplug No.	Dimensions										Packaging				Caplug No.
	A		B		C		D		E		Standard Carton		Mini Pak* Quantity		
	in	mm	in	mm	in	mm	in	mm	in	mm	Shipping Wt. (Approx.) lbs	kgs		No. of Pieces	
VFE-312-8	0.312	7.92	0.500	12.70	0.145	3.68	0.600	15.24	0.231	5.87	30	13.6	5000	1000	VFE-312-8
VFE-320-10	0.320	8.13	0.625	15.88	0.100	2.54	0.600	15.24	0.300	7.62	45	20.4	8000	1000	VFE-320-10
VFE-375-8	0.375	9.53	0.500	12.70	0.325	8.26	0.600	15.24	0.250	6.35	36	16.3	5000	1000	VFE-375-8
VFE-406-8	0.406	10.31	0.500	12.70	-	-	0.650	16.51	0.406	10.31	18	8.1	2000	400	VFE-406-8
VFE-420-10	0.420	10.67	0.625	15.88	0.170	4.32	0.570	14.48	0.300	7.62	32	14.5	5000	1000	VFE-420-10
VFE-437-8	0.437	11.10	0.500	12.70	0.155	3.94	0.600	15.24	0.350	8.89	47	21.3	5000	1000	VFE-437-8
VFE-450-6	0.450	11.43	0.375	9.53	0.300	7.62	0.600	15.24	0.385	9.78	60	27.2	8000	1000	VFE-450-6
VFE-470-8	0.470	11.94	0.500	12.70	-	-	0.780	19.81	0.470	11.94	25	11.3	5000	1000	VFE-470-8
VFE-500-8	0.500	12.70	0.500	12.70	0.325	8.26	0.600	15.24	0.380	9.65	62	28.1	5000	1000	VFE-500-8
VFE-530-10	0.530	13.46	0.625	15.88	-	-	0.500	12.70	0.320	8.13	43	19.5	4000	800	VFE-530-10
VFE-595-10	0.595	15.11	0.625	15.88	0.225	5.72	0.675	17.15	0.450	11.43	20	9.1	2500	500	VFE-595-10
VFE-750-12	0.750	19.05	0.750	19.05	0.315	8.00	0.570	14.48	0.300	7.62	39	17.7	3000	600	VFE-750-12
VFE-1000-10	1.000	25.40	0.625	15.88	0.375	9.53	0.600	15.24	0.590	14.99	41	18.6	2500	500	VFE-1000-10
VFE-1125-12	1.125	28.58	0.750	19.05	0.375	9.53	0.650	16.51	0.640	16.26	61	27.7	2000	400	VFE-1125-12

Free sample requests for non-catalog lengths/colors are subject to availability.

\*Mini Paks are only available in the standard color(s).


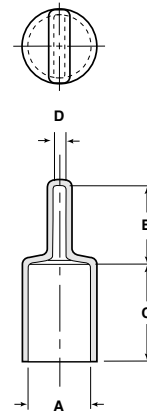


## VFC Series Flexible Vinyl Caps with Flat Pull-Tab for Easy Removal

Series VFC Caps feature a long flat tab centered at the top of the closure, which allows for easy removal of the cap.



**MATERIAL:** Vinyl  
**STANDARD COLORS:** Black and Red  
**STANDARD OPTION COLORS\*:** White, Brown, Orange, Green, Gray, Blue, Yellow.  
**AVAILABILITY:** Consult Factory.



**Note:**

- VFC-180 through VFC-240 have a maximum length of 1.5".
- VFC-302 through VFC-1605 have various maximum lengths of up to 4". Call factory for details.

Free sample requests for non-catalog lengths/colors are subject to availability.





## VFC Series

Caplug No.	Dimensions								Packaging				Caplug No.
	A		B		C		D		Standard Carton		Mini Pak* Quantity		
	in	mm	in	mm	in	mm	in	mm	Shipping Wt. (Approx.) lbs	kgs		No. of Pieces	
VFC-180-8	0.180	4.57	0.500	12.70	0.500	12.70	0.062	1.57	8	3.6	5000	1000	VFC-180-8
VFC-180-16	0.180	4.57	0.500	12.70	1.000	25.40	0.062	1.57	15	6.8	5000	1000	VFC-180-16
VFC-207-8	0.207	5.25	0.625	15.88	0.500	12.70	0.125	3.18	9	4.1	5000	1000	VFC-207-8
VFC-207-16	0.207	5.25	0.625	15.88	1.000	25.40	0.125	3.18	15	6.8	5000	1000	VFC-207-16
VFC-240-8	0.240	6.09	0.625	15.88	0.500	12.70	0.125	3.18	8	3.6	5000	1000	VFC-240-8
VFC-240-16	0.240	6.09	0.625	15.88	1.000	25.40	0.125	3.18	16	7.3	5000	1000	VFC-240-16
VFC-302-8	0.302	7.67	0.625	15.88	0.500	12.70	0.125	3.18	7	3.2	4000	800	VFC-302-8
VFC-302-16	0.302	7.67	0.625	15.88	1.000	25.40	0.125	3.18	20	9.1	4000	800	VFC-302-16
VFC-365-8	0.365	9.27	0.625	15.88	0.500	12.70	0.125	3.18	20	9.1	5000	1000	VFC-365-8
VFC-365-12	0.365	9.27	0.625	15.88	0.750	19.05	0.125	3.18	18	8.2	3000	600	VFC-365-12
VFC-365-16	0.365	9.27	0.625	15.88	1.000	25.40	0.125	3.18	16	7.3	2500	500	VFC-365-16
VFC-396-8	0.396	10.05	0.625	15.88	0.500	12.70	0.125	3.18	8	3.6	3000	600	VFC-396-8
VFC-396-16	0.396	10.05	0.625	15.88	1.000	25.40	0.125	3.18	19	8.6	3000	600	VFC-396-16
VFC-410-8	0.410	10.41	0.687	17.45	0.500	12.70	0.125	3.18	17	7.7	3000	600	VFC-410-8
VFC-410-16	0.410	10.41	0.687	17.45	1.000	25.40	0.125	3.18	16	7.3	2000	400	VFC-410-16
VFC-427-8	0.427	10.84	0.625	15.88	0.500	12.70	0.125	3.18	13	5.9	3000	600	VFC-427-8
VFC-427-16	0.427	10.84	0.625	15.88	1.000	25.40	0.125	3.18	18	8.2	2500	500	VFC-427-16
VFC-470-8	0.470	11.93	0.625	15.88	0.500	12.70	0.125	3.18	12	5.4	2000	400	VFC-470-8
VFC-470-16	0.470	11.93	0.625	15.88	1.000	25.40	0.125	3.18	18	8.2	2000	400	VFC-470-16
VFC-490-8	0.490	12.44	0.625	15.88	0.500	12.70	0.125	3.18	15	6.8	2500	500	VFC-490-8
VFC-490-16	0.490	12.44	0.625	15.88	1.000	25.40	0.125	3.18	13	5.9	1500	300	VFC-490-16
VFC-521-8	0.521	13.23	0.625	15.88	0.500	12.70	0.125	3.18	11	5.0	2000	400	VFC-521-8
VFC-521-16	0.521	13.23	0.625	15.88	1.000	25.40	0.125	3.18	14	6.4	1500	300	VFC-521-16
VFC-552-8	0.552	14.02	0.687	17.45	0.500	12.70	0.125	3.18	19	8.6	3000	600	VFC-552-8
VFC-552-12	0.552	14.02	0.687	17.45	0.750	19.05	0.125	3.18	15	6.8	2000	400	VFC-552-12
VFC-552-16	0.552	14.02	0.687	17.45	1.000	25.40	0.125	3.18	17	7.7	1500	300	VFC-552-16
VFC-590-8	0.590	14.98	0.625	15.88	0.500	12.70	0.125	3.18	8	3.6	1500	300	VFC-590-8
VFC-590-16	0.590	14.98	0.625	15.88	1.000	25.40	0.125	3.18	16	7.3	1500	300	VFC-590-16
VFC-615-8	0.615	15.62	0.687	17.45	0.500	12.70	0.125	3.18	9	4.1	2000	400	VFC-615-8
VFC-615-16	0.615	15.62	0.687	17.45	1.000	25.40	0.125	3.18	17	7.7	2000	400	VFC-615-16
VFC-677-8	0.677	17.19	0.687	17.45	0.500	12.70	0.125	3.18	9	4.1	1000	200	VFC-677-8
VFC-677-16	0.677	17.19	0.687	17.45	1.000	25.40	0.125	3.18	13	5.9	1000	200	VFC-677-16
VFC-735-8	0.735	18.66	0.812	20.63	0.500	12.70	0.187	4.75	8	3.6	1000	200	VFC-735-8
VFC-735-12	0.735	18.66	0.812	20.63	0.750	19.05	0.187	4.75	17	7.7	1250	250	VFC-735-12
VFC-735-16	0.735	18.66	0.812	20.63	1.000	25.40	0.187	4.75	16	7.3	1000	200	VFC-735-16
VFC-797-8	0.797	20.24	0.812	20.63	0.500	12.70	0.187	4.75	8	3.6	900	180	VFC-797-8
VFC-797-16	0.797	20.24	0.812	20.63	1.000	25.40	0.187	4.75	17	7.7	900	180	VFC-797-16
VFC-865-8	0.865	21.97	0.843	21.41	0.500	12.70	0.187	4.75	14	6.4	1000	200	VFC-865-8
VFC-865-16	0.865	21.97	0.843	21.41	1.000	25.40	0.187	4.75	15	6.8	800	160	VFC-865-16
VFC-990-8	0.990	25.14	0.875	22.23	0.500	12.70	0.187	4.75	5	2.3	600	120	VFC-990-8
VFC-990-16	0.990	25.14	0.875	22.23	1.000	25.40	0.187	4.75	9	4.1	600	120	VFC-990-16
VFC-1230-16	1.230	31.24	1.125	28.58	1.000	25.40	0.187	4.75	11	5.0	500	100	VFC-1230-16
VFC-1230-24	1.230	31.24	1.125	28.58	1.500	38.10	0.187	4.75	18	8.2	500	100	VFC-1230-24
VFC-1605-16	1.605	40.76	1.250	31.75	1.000	25.40	0.250	6.35	16	7.3	400	80	VFC-1605-16
VFC-1605-24	1.605	40.76	1.250	31.75	1.500	38.10	0.250	6.35	17	7.7	400	80	VFC-1605-24

Free sample requests for non-catalog lengths/colors are subject to availability.

\*Mini Paks are only available in the standard color(s).



## VVC Vent-A-Cap™ Series Vinyl Vented Caps

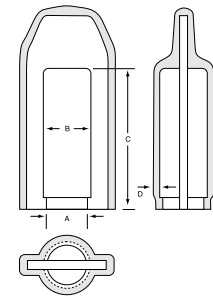
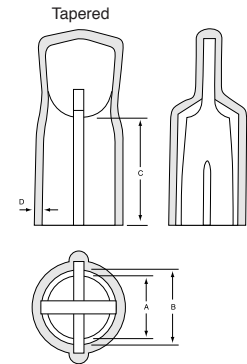
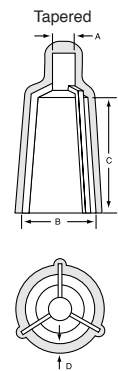
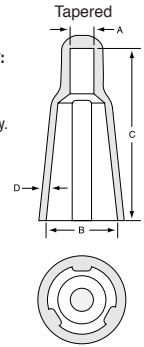


The Vent-A-Cap Series consists of several styles of caps used to protect the ends of tubing connectors and instrument tips.

Vented for air release and easy removal, the vented caps are also useful in the masking industry. Venting for airflow assures that the cap won't pop off during extreme heat. Caps used in the medical industry allow for airflow during ETO gas sterilization. Series 20, Series 22 and Series 26 are tapered to fit multiple sizes for a variety of tubing and instruments. Series 29 is offered in a straight style.



**MATERIAL:** Vinyl  
**STANDARD COLOR:** Black  
**STANDARD OPTION COLORS\*:** White, Brown, Orange, Green, Gray, Blue, Yellow.  
**AVAILABILITY:** Consult Factory.



Free sample requests for non-catalog lengths/colors are subject to availability.

Note: VVC Series is available in standard catalog length only.



## 20 Series

# VVC Vent-A-Cap™ Series

Caplug No.	Dimensions									Packaging				Caplug No.
	To Fit Tube Size	A		B		C		D		Standard Carton		Mini Pak* Quantity		
		in	mm	in	mm	in	mm	in	mm	Shipping Wt. (Approx.) lbs	kgs		No. of Pieces	
VVC-2071	1/4 x 1/16	0.200	5.08	0.425	10.80	1.600	40.64	0.055	1.40	24	10.9	5000	1000	VVC-2071
VVC-2072	1/4 x 3/32	0.250	6.35	0.500	12.70	1.600	40.64	0.055	1.40	28	12.7	5000	1000	VVC-2072
VVC-2073	3/8 x 1/16	0.250	6.35	0.525	13.34	1.600	40.64	0.055	1.40	33	15.0	5000	1000	VVC-2073
VVC-2074	3/8 x 3/32	0.250	6.35	0.610	15.49	1.600	40.64	0.055	1.40	38	17.2	5000	1000	VVC-2074
VVC-2075	1/2 x 1/16	0.250	6.35	0.650	16.51	1.600	40.64	0.055	1.40	40	18.1	5000	1000	VVC-2075
VVC-2076	1/2 x 3/32	0.275	6.99	0.735	18.67	1.600	40.64	0.055	1.40	31	14.1	4000	800	VVC-2076

## 22 Series

Caplug No.	Dimensions									Packaging				Caplug No.
	To Fit Tube Size	A		B		C		D		Standard Carton		Mini Pak* Quantity		
		in	mm	in	mm	in	mm	in	mm	Shipping Wt. (Approx.) lbs	kgs		No. of Pieces	
VVC-2220	1/8 x 1/32	0.080	2.03	0.190	4.83	0.430	10.92	0.045	1.14	11	5.0	10000	1000	VVC-2220
VVC-2221	1/8 x 1/16	0.156	3.96	0.310	7.87	1.075	27.31	0.055	1.40	17	7.7	5000	1000	VVC-2221
VVC-2222	3/16 x 1/16	0.156	3.96	0.340	8.64	1.075	27.31	0.055	1.40	26	11.8	5000	1000	VVC-2222
VVC-2223	1/4 x 1/16	0.200	5.08	0.400	10.16	1.075	27.31	0.055	1.40	32	14.5	5000	1000	VVC-2223
VVC-2224	1/4 x 1/32	0.240	6.10	0.450	11.43	1.075	27.31	0.055	1.40	35	15.9	5000	1000	VVC-2224
VVC-2225	3/8 x 1/16	0.250	6.35	0.510	12.95	1.075	27.31	0.055	1.40	33	15.0	5000	1000	VVC-2225
VVC-2226	3/8 x 3/32	0.250	6.35	0.590	14.99	1.175	29.85	0.055	1.40	37	16.8	4000	800	VVC-2226
VVC-2227	1/2 x 1/16	0.312	7.92	0.650	16.51	1.175	29.85	0.060	1.52	39	17.7	4000	800	VVC-2227
VVC-2228	1/2 x 3/32	0.312	7.92	0.700	17.78	1.175	29.85	0.060	1.52	29	13.2	3000	600	VVC-2228
VVC-2229	1/2 x 1/8	0.312	7.92	0.750	19.05	1.175	29.85	0.060	1.52	31	14.1	3000	600	VVC-2229
VVC-2230	5/8 x 3/32	0.330	8.38	0.880	23.35	1.175	29.85	0.065	1.65	39	17.7	3000	600	VVC-2230

## 26 Series

Caplug No.	Dimensions									Packaging				Caplug No.
	To Fit Tube Size	A		B		C		D		Standard Carton		Mini Pak* Quantity		
		in	mm	in	mm	in	mm	in	mm	Shipping Wt. (Approx.) lbs	kgs		No. of Pieces	
VVC-2600	1/8 x 1/32	0.160	4.06	0.210	5.33	0.400	10.16	0.045	1.14	22	10.0	10000	1000	VVC-2600
VVC-2601	1/8 x 1/16	0.190	4.83	0.275	6.99	0.650	16.25	0.055	1.40	33	15.0	10000	1000	VVC-2601
VVC-2602	3/16 x 1/16	0.240	6.10	0.340	8.64	0.650	16.25	0.055	1.40	32	14.5	8000	1000	VVC-2602
VVC-2603	1/4 x 1/16	0.325	8.26	0.400	10.16	0.750	19.05	0.055	1.40	26	11.8	5000	1000	VVC-2603
VVC-2604	1/4 x 3/32	0.375	9.53	0.470	11.94	0.750	19.05	0.055	1.40	26	11.8	5000	1000	VVC-2604
VVC-2605	3/8 x 1/16	0.440	11.18	0.525	13.34	0.750	19.05	0.055	1.40	30	13.6	5000	1000	VVC-2605
VVC-2606	3/8 x 3/32	0.475	12.07	0.585	14.86	0.750	19.05	0.055	1.40	35	15.9	5000	1000	VVC-2606
VVC-2607	1/2 x 1/16	0.550	13.97	0.650	16.51	0.800	20.32	0.060	1.52	33	15.0	3000	600	VVC-2607
VVC-2608	1/2 x 3/32	0.630	16.00	0.710	18.03	0.800	20.32	0.060	1.52	32	14.5	3000	600	VVC-2608
VVC-2609	1/2 x 1/8	0.650	16.51	0.775	19.69	0.800	20.32	0.060	1.52	34	15.4	3000	600	VVC-2609
VVC-2610	5/8 x 3/32	0.775	19.69	0.840	21.34	0.800	20.32	0.060	1.52	37	16.8	3000	600	VVC-2610

## 29 Series

Caplug No.	Dimensions									Packaging				Caplug No.
	To Fit Tube Size	A		B		C		D		Standard Carton		Mini Pak* Quantity		
		in	mm	in	mm	in	mm	in	mm	Shipping Wt. (Approx.) lbs	kgs		No. of Pieces	
VVC-2920	1/8 x 1/16	0.230	5.84	0.281	7.14	0.700	17.78	0.045	1.14	21	9.5	5000	1000	VVC-2920
VVC-2922	3/16 x 1/16	0.292	7.45	0.343	8.71	0.650	16.51	0.050	1.27	23	10.4	5000	1000	VVC-2922
VVC-2924	1/4 x 1/16	0.355	9.02	0.415	10.54	0.750	19.05	0.055	1.40	28	12.7	5000	1000	VVC-2924
VVC-2926	1/4 x 3/32	0.417	10.59	0.477	12.12	0.750	19.05	0.055	1.40	41	18.6	5000	1000	VVC-2926
VVC-2928	3/8 x 1/16	0.480	12.19	0.540	13.72	0.850	21.59	0.060	1.52	41	18.6	5000	1000	VVC-2928
VVC-2930	3/8 x 3/32	0.542	13.77	0.602	15.29	0.900	22.86	0.060	1.52	44	20.0	5000	1000	VVC-2930
VVC-2932	1/2 x 3/32	0.667	16.94	0.737	18.72	0.875	22.23	0.060	1.52	35	15.9	3000	600	VVC-2932
VVC-2934	5/8 x 3/32	0.792	20.12	0.875	22.23	0.875	22.23	0.065	1.65	37	16.8	3000	600	VVC-2934


Free sample requests for non-catalog lengths/colors are subject to availability.

\*Mini Paks are only available in the standard color(s).



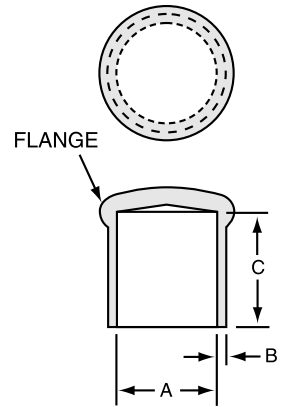
# CAPS Vinyl

## VCF Series Vinyl Caps with Flanges



Series VCF Vinyl Caps with Flanges ensure easy removal with a flange at the closed end that is small enough not to interfere, but large enough to grasp during removal. These caps are available in most of the Series VC sizes.

Note: VCF Series is available without a flanged tip – see VC Series (pgs. 54-57).



**MATERIAL:** Vinyl  
**STANDARD COLOR:** Black  
**STANDARD OPTION COLORS\*:** White, Brown, Orange, Red, Green, Gray, Blue, Yellow.

**AVAILABILITY:** Consult Factory.



**Note:**

- VCF-125 has a maximum length of 1.5".
- VCF-140 through VCF-250 have a maximum length of 2".
- VCF-281 through VCF-3000 have various maximum lengths of up to 8". Call factory for details.

**Note:**

VCF Series is not available in high temperature material.

Free sample requests for non-catalog lengths/colors are subject to availability.



## VCF Series

Caplug No.	Dimensions						Packaging				Caplug No.
	A		B		C		Standard Carton		Mini Pak* Quantity		
	in	mm	in	mm	in	mm	Shipping Wt. (Approx.) lbs	kgs		No. of Pieces	
VCF-125-8	0.125	3.17	0.035	0.89	0.500	12.7	3	1.4	5000	1000	VCF-125-8
VCF-125-16	0.125	3.17	0.035	0.89	1.000	25.4	4	1.8	5000	1000	VCF-125-16
VCF-140-8	0.140	3.55	0.040	1.02	0.500	12.7	2	1.0	5000	1000	VCF-140-8
VCF-140-16	0.140	3.55	0.040	1.02	1.000	25.4	5	2.3	5000	1000	VCF-140-16
VCF-156-8	0.156	3.96	0.040	1.02	0.500	12.7	2	1.0	5000	1000	VCF-156-8
VCF-156-16	0.156	3.96	0.040	1.02	1.000	25.4	6	2.7	5000	1000	VCF-156-16
VCF-172-8	0.172	4.36	0.040	1.02	0.500	12.7	3	1.4	5000	1000	VCF-172-8
VCF-172-16	0.172	4.36	0.040	1.02	1.000	25.4	6	2.7	5000	1000	VCF-172-16
VCF-187-8	0.187	4.74	0.040	1.02	0.500	12.7	3	1.4	5000	1000	VCF-187-8
VCF-187-16	0.187	4.74	0.040	1.02	1.000	25.4	6	2.7	5000	1000	VCF-187-16
VCF-187-24	0.187	4.74	0.040	1.02	1.500	38.1	16	7.3	4000	800	VCF-187-24
VCF-203-8	0.203	5.15	0.045	1.14	0.500	12.7	4	1.8	5000	1000	VCF-203-8
VCF-203-16	0.203	5.15	0.045	1.14	1.000	25.4	8	3.6	5000	1000	VCF-203-16
VCF-218-8	0.218	5.53	0.045	1.14	0.500	12.7	5	2.3	5000	1000	VCF-218-8
VCF-218-16	0.218	5.53	0.045	1.14	1.000	25.4	9	4.1	5000	1000	VCF-218-16
VCF-224-8	0.224	5.69	0.045	1.14	0.500	12.7	6	2.7	5000	1000	VCF-224-8
VCF-224-16	0.224	5.69	0.045	1.14	1.000	25.4	10	4.5	5000	1000	VCF-224-16
VCF-234-8	0.234	5.94	0.045	1.14	0.500	12.7	5	2.3	5000	1000	VCF-234-8
VCF-234-16	0.234	5.94	0.045	1.14	1.000	25.4	10	4.5	5000	1000	VCF-234-16
VCF-250-8	0.250	6.35	0.050	1.27	0.500	12.7	6	2.7	5000	1000	VCF-250-8
VCF-250-16	0.250	6.35	0.050	1.27	1.000	25.4	15	6.8	5000	1000	VCF-250-16
VCF-281-8	0.281	7.13	0.050	1.27	0.500	12.7	6	2.7	5000	1000	VCF-281-8
VCF-281-16	0.281	7.13	0.050	1.27	1.000	25.4	15	6.8	5000	1000	VCF-281-16
VCF-304-8	0.304	7.72	0.055	1.40	0.500	12.7	7	3.2	5000	1000	VCF-304-8
VCF-304-16	0.304	7.72	0.055	1.40	1.000	25.4	16	7.3	5000	1000	VCF-304-16
VCF-312-8	0.312	7.92	0.055	1.40	0.500	12.7	7	3.2	5000	1000	VCF-312-8
VCF-312-16	0.312	7.92	0.055	1.40	1.000	25.4	21	9.5	5000	1000	VCF-312-16
VCF-312-24	0.312	7.92	0.055	1.40	1.500	38.1	24	10.9	5000	1000	VCF-312-24
VCF-343-8	0.343	8.71	0.055	1.40	0.500	12.7	9	4.1	5000	1000	VCF-343-8
VCF-343-16	0.343	8.71	0.055	1.40	1.000	25.4	8	3.6	2500	500	VCF-343-16
VCF-375-8	0.375	9.52	0.060	1.52	0.500	12.7	9	4.1	5000	1000	VCF-375-8
VCF-375-16	0.375	9.52	0.060	1.52	1.000	25.4	13	5.9	2500	500	VCF-375-16
VCF-406-8	0.406	10.31	0.060	1.52	0.500	12.7	10	4.5	5000	1000	VCF-406-8
VCF-406-16	0.406	10.31	0.060	1.52	1.000	25.4	9	4.1	2500	500	VCF-406-16
VCF-437-8	0.437	11.09	0.060	1.52	0.500	12.7	11	5.0	5000	1000	VCF-437-8
VCF-437-16	0.437	11.09	0.060	1.52	1.000	25.4	13	5.9	2500	500	VCF-437-16
VCF-467-8	0.467	11.86	0.060	1.52	0.500	12.7	12	5.4	5000	1000	VCF-467-8
VCF-467-16	0.467	11.86	0.060	1.52	1.000	25.4	15	6.8	2500	500	VCF-467-16
VCF-500-8	0.500	12.70	0.060	1.52	0.500	12.7	12	5.4	5000	1000	VCF-500-8
VCF-500-16	0.500	12.70	0.060	1.52	1.000	25.4	17	7.7	2500	500	VCF-500-16
VCF-531-8	0.531	13.48	0.060	1.52	0.500	12.7	14	6.4	5000	1000	VCF-531-8
VCF-531-16	0.531	13.48	0.060	1.52	1.000	25.4	13	5.9	2500	500	VCF-531-16
VCF-562-8	0.562	14.27	0.065	1.65	0.500	12.7	9	4.1	2500	500	VCF-562-8
VCF-562-16	0.562	14.27	0.065	1.65	1.000	25.4	15	6.8	2500	500	VCF-562-16
VCF-600-8	0.600	15.24	0.065	1.65	0.500	12.7	11	5.0	3000	600	VCF-600-8

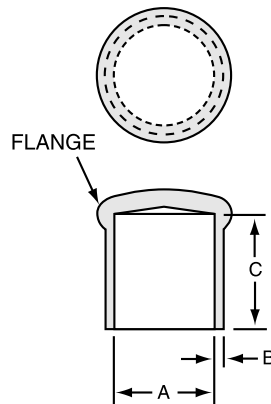
Free sample requests for non-catalog lengths/colors are subject to availability.

\*Mini Paks are only available in the standard color(s).



## VCF Series (cont.)

Caplug No.	Dimensions						Packaging				Caplug No.
	A		B		C		Standard Carton		Mini Pak* Quantity		
	in	mm	in	mm	in	mm	Shipping Wt. (Approx.) lbs	kgs		No. of Pieces	
VCF-600-16	0.600	15.24	0.065	1.65	1.000	25.4	16	7.3	2000	400	VCF-600-16
VCF-625-8	0.625	15.87	0.065	1.65	0.500	12.7	10	4.5	2500	500	VCF-625-8
VCF-625-16	0.625	15.87	0.065	1.65	1.000	25.4	17	7.7	2500	500	VCF-625-16
VCF-625-24	0.625	15.87	0.065	1.65	1.500	38.1	20	9.1	2000	400	VCF-625-24
VCF-640-8	0.640	16.26	0.065	1.65	0.500	12.7	20	9.1	4000	800	VCF-640-8
VCF-640-16	0.640	16.26	0.065	1.65	1.000	25.4	20	9.1	2000	400	VCF-640-16
VCF-665-8	0.665	16.89	0.065	1.65	0.500	12.7	21	9.5	4000	800	VCF-665-8
VCF-665-16	0.665	16.89	0.065	1.65	1.000	25.4	21	9.5	2000	400	VCF-665-16
VCF-687-8	0.687	17.44	0.065	1.65	0.500	12.7	11	5.0	2500	500	VCF-687-8
VCF-687-16	0.687	17.44	0.065	1.65	1.000	25.4	8	3.6	1000	200	VCF-687-16
VCF-750-8	0.750	19.05	0.065	1.65	0.500	12.7	13	5.9	2500	500	VCF-750-8
VCF-750-16	0.750	19.05	0.065	1.65	1.000	25.4	9	4.1	1000	200	VCF-750-16
VCF-812-8	0.812	20.62	0.065	1.65	0.500	12.7	14	6.4	2500	500	VCF-812-8
VCF-812-16	0.812	20.62	0.065	1.65	1.000	25.4	10	4.5	1000	200	VCF-812-16
VCF-812-24	0.812	20.62	0.065	1.65	1.500	38.1	16	7.3	1000	200	VCF-812-24
VCF-843-8	0.843	21.41	0.070	1.79	0.500	12.7	14	6.4	2500	500	VCF-843-8
VCF-843-16	0.843	21.41	0.070	1.79	1.000	25.4	10	4.5	1000	200	VCF-843-16
VCF-875-8	0.875	22.22	0.070	1.79	0.500	12.7	14	6.4	2500	500	VCF-875-8
VCF-875-16	0.875	22.22	0.070	1.79	1.000	25.4	10	4.5	1000	200	VCF-875-16
VCF-875-24	0.875	22.22	0.070	1.79	1.500	38.1	14	6.4	1000	200	VCF-875-24
VCF-937-8	0.937	23.79	0.070	1.79	0.500	12.7	18	8.2	2500	500	VCF-937-8
VCF-937-16	0.937	23.79	0.070	1.79	1.000	25.4	11	5.0	1000	200	VCF-937-16
VCF-985-8	0.985	25.02	0.070	1.79	0.500	12.7	16	7.3	2000	400	VCF-985-8
VCF-985-16	0.985	25.02	0.070	1.79	1.000	25.4	13	5.9	1000	200	VCF-985-16
VCF-1000-8	1.000	25.40	0.070	1.79	0.500	12.7	7	3.2	1000	200	VCF-1000-8
VCF-1000-16	1.000	25.40	0.070	1.79	1.000	25.1	13	5.9	1000	200	VCF-1000-16



**Note:**

- VCF-125 has a maximum length of 1.5".
- VCF-140 through VCF-250 have a maximum length of 2".
- VCF-281 through VCF-3000 have various maximum lengths of up to 8". Call factory for details.

**Note:**

VCF Series is not available in high temperature material.

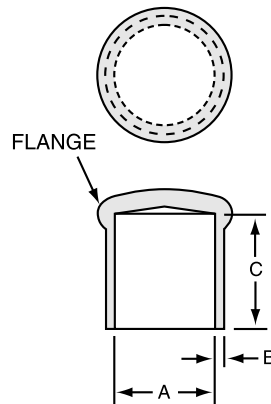
Free sample requests for non-catalog lengths/colors are subject to availability.

\*Mini Paks are only available in the standard color(s).



## VCF Series (cont.)

Caplug No.	Dimensions						Packaging				Caplug No.
	A		B		C		Standard Carton		Mini Pak* Quantity		
	in	mm	in	mm	in	mm	Shipping Wt. (Approx.) lbs	kgs		No. of Pieces	
VCF-1000-24	1.000	25.40	0.070	1.79	1.500	38.10	19	8.6	1000	200	VCF-1000-24
VCF-1062-16	1.062	26.97	0.070	1.79	1.000	25.40	19	8.6	1200	240	VCF-1062-16
VCF-1125-16	1.125	28.57	0.070	1.79	1.000	25.40	22	10.0	1200	240	VCF-1125-16
VCF-1187-16	1.187	30.15	0.070	1.79	1.000	25.40	19	8.6	1000	200	VCF-1187-16
VCF-1250-16	1.250	31.75	0.070	1.79	1.000	25.40	18	8.2	1000	200	VCF-1250-16
VCF-1250-24	1.250	31.75	0.070	1.79	1.500	38.10	14	6.4	500	100	VCF-1250-24
VCF-1312-16	1.312	33.32	0.070	1.79	1.000	25.40	15	6.8	800	160	VCF-1312-16
VCF-1312-24	1.312	33.32	0.070	1.79	1.500	38.10	17	7.7	600	120	VCF-1312-24
VCF-1375-16	1.375	34.92	0.070	1.79	1.000	25.40	16	7.3	800	160	VCF-1375-16
VCF-1375-24	1.375	34.92	0.070	1.79	1.500	38.10	12	5.4	400	80	VCF-1375-24
VCF-1500-16	1.500	38.10	0.070	1.79	1.000	25.40	16	7.3	750	150	VCF-1500-16
VCF-1500-24	1.500	38.10	0.070	1.79	1.500	38.10	10	4.5	300	60	VCF-1500-24
VCF-1625-16	1.625	41.27	0.070	1.79	1.000	25.40	19	8.6	750	150	VCF-1625-16
VCF-1687-16	1.687	42.84	0.070	1.79	1.000	25.40	20	9.1	700	140	VCF-1687-16
VCF-1750-16	1.750	44.45	0.070	1.79	1.000	25.40	21	9.5	700	140	VCF-1750-16
VCF-1875-16	1.875	47.62	0.070	1.79	1.000	25.40	20	9.1	600	120	VCF-1875-16
VCF-2000-16	2.000	50.80	0.070	1.79	1.000	25.40	21	9.5	600	120	VCF-2000-16
VCF-2000-24	2.000	50.80	0.070	1.79	1.500	38.10	16	7.3	300	60	VCF-2000-24
VCF-2125-16	2.125	53.98	0.070	1.79	1.000	25.40	15	6.8	500	100	VCF-2125-16
VCF-2250-16	2.250	57.15	0.070	1.79	1.000	25.40	16	7.3	500	100	VCF-2250-16
VCF-2250-24	2.250	57.15	0.070	1.79	1.500	38.10	16	7.3	300	60	VCF-2250-24
VCF-2375-16	2.375	60.33	0.070	1.79	1.000	25.40	15	6.8	400	80	VCF-2375-16
VCF-2375-24	2.375	60.33	0.070	1.79	1.500	38.10	17	7.7	300	60	VCF-2375-24
VCF-2500-16	2.500	63.50	0.070	1.79	1.000	25.40	16	7.3	400	80	VCF-2500-16
VCF-2500-24	2.500	63.50	0.070	1.79	1.500	38.10	15	6.8	250	50	VCF-2500-24
VCF-2625-16	2.625	66.68	0.070	1.79	1.000	25.40	17	7.7	400	80	VCF-2625-16
VCF-2625-24	2.625	66.68	0.070	1.79	1.500	38.10	19	8.6	200	40	VCF-2625-24
VCF-2750-16	2.750	69.85	0.070	1.79	1.000	25.40	17	7.7	300	60	VCF-2750-16
VCF-2750-24	2.750	69.85	0.070	1.79	1.500	38.10	21	9.5	200	40	VCF-2750-24
VCF-3000-16	3.000	76.20	0.070	1.79	1.000	25.40	15	6.8	250	50	VCF-3000-16
VCF-3000-24	3.000	76.20	0.070	1.79	1.500	38.10	25	11.3	250	50	VCF-3000-24



**Note:**

- VCF-125 has a maximum length of 1.5".
- VCF-140 through VCF-250 have a maximum length of 2".
- VCF-281 through VCF-3000 have various maximum lengths of up to 8". Call factory for details.

**Note:**

VCF Series is not available in high temperature material.

Free sample requests for non-catalog lengths/colors are subject to availability.

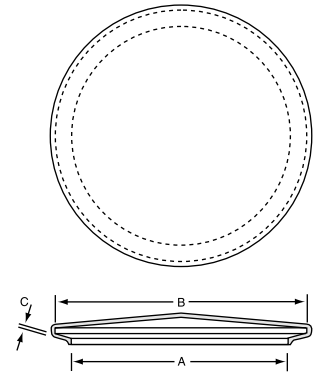
\*Mini Paks are only available in the standard color(s).



## VF Series Vinyl Flange Covers



Series VF Vinyl Flange Covers seal out dust and moisture during shipment to protect flange surfaces. These covers are quick and easy to apply, and provide a snug fit for flanged and beaded tubes. Series VF is available in a variety of sizes.



**MATERIAL:** Vinyl  
**STANDARD COLOR:** Yellow  
**STANDARD OPTION COLORS\*:** White, Black, Brown, Orange, Red, Green, Gray, Blue.  
**AVAILABILITY:** Consult Factory.

**Note:**

Also available in a more flexible, low durometer vinyl with standard color yellow. Consult factory.

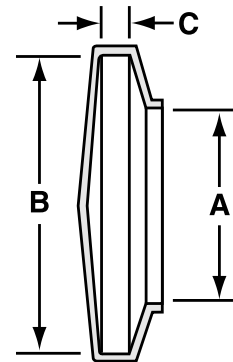
**Note:**

VF Series is not available in high temperature material.

## VAS Series Vinyl American Standard Association Flange Covers



Designed to accommodate most American Standard Association, Navy and Military sizes, Series VAS Vinyl Flange Covers protect flanges by sealing out dust and moisture during shipment. Series VAS is available in a wide range of sizes.



**MATERIAL:** Vinyl  
**STANDARD COLOR:** Yellow  
**STANDARD OPTION COLORS\*:** White, Black, Brown, Orange, Red, Green, Gray, Blue.  
**AVAILABILITY:** Consult Factory.

Free sample requests for non-catalog lengths/colors are subject to availability.





## VF Series

Caplug No.	Dimensions						Packaging				Caplug No.
	A		B		C		Standard Carton		Mini Pak* Quantity		
	in	mm	in	mm	in	mm	Shipping Wt. (Approx.)				
						lbs	kgs	No. of Pieces			
VF-680	0.680	17.27	1.310	33.27	0.065	1.650	24	10.9	2000	400	VF-680
VF-930	0.930	23.62	1.550	39.37	0.065	1.650	16	7.3	1500	300	VF-930
VF-1000	1.000	25.40	1.620	41.14	0.065	1.650	24	10.9	1500	300	VF-1000
VF-1310	1.310	33.27	1.930	49.02	0.065	1.650	16	7.3	1000	200	VF-1310
VF-1500	1.500	38.10	2.195	55.75	0.065	1.650	23	10.4	900	180	VF-1500
VF-2000	2.000	50.80	2.695	68.45	0.065	1.650	22	10.0	600	120	VF-2000
VF-2180	2.180	55.37	2.860	72.64	0.065	1.650	20	9.1	500	100	VF-2180
VF-2500	2.500	63.50	3.180	80.77	0.065	1.650	17	7.7	400	80	VF-2500
VF-2930	2.930	74.42	3.560	90.42	0.065	1.650	17	7.7	400	80	VF-2930
VF-3000	3.000	76.20	3.600	91.44	0.065	1.650	21	9.5	400	80	VF-3000
VF-3500	3.500	88.90	4.155	105.53	0.065	1.650	23	10.4	300	60	VF-3500
VF-4000	4.000	101.60	4.690	119.12	0.065	1.650	24	10.9	250	50	VF-4000
VF-4250	4.250	107.95	4.940	125.47	0.065	1.650	21	9.5	200	40	VF-4250
VF-4500	4.500	114.30	5.190	131.82	0.065	1.650	23	10.4	200	40	VF-4500
VF-4750	4.750	120.65	5.440	138.17	0.065	1.650	21	9.5	200	40	VF-4750
VF-5000	5.000	127.00	5.690	144.52	0.065	1.650	13	5.9	100	20	VF-5000
VF-5250	5.250	133.35	5.940	150.87	0.065	1.650	11	5.0	100	20	VF-5250
VF-5500	5.500	139.70	6.190	157.22	0.065	1.650	14	6.4	100	20	VF-5500
VF-6000	6.000	152.40	6.690	169.92	0.065	1.650	17	7.7	100	20	VF-6000
VF-6500	6.500	165.10	7.190	182.62	0.065	1.650	18	8.1	100	20	VF-6500

## VAS Series

Caplug No.	Dimensions						Packaging				Caplug No.
	A		B		C		Standard Carton		Mini Pak* Quantity		
	in	mm	in	mm	in	mm	Shipping Wt. (Approx.)				
						lbs	kgs	No. of Pieces			
VAS-3500-6	2.485	63.12	3.500	88.90	0.400	10.16	15	6.8	250	50	VAS-3500-6
VAS-3750-8	2.750	69.85	3.750	95.25	0.500	12.70	15	6.8	200	40	VAS-3750-8
VAS-3870-8	2.860	72.64	3.870	98.30	0.540	13.72	16	7.3	200	40	VAS-3870-8
VAS-4250-7	3.260	82.80	4.250	107.95	0.460	11.68	17	7.7	200	40	VAS-4250-7
VAS-4620-9	3.620	91.95	4.620	117.35	0.500	12.70	11	5.0	100	20	VAS-4620-9
VAS-4870-10	3.900	99.06	4.870	123.70	0.680	17.27	12	5.4	100	20	VAS-4870-10
VAS-5000-9	4.000	101.60	5.000	127.00	0.620	15.75	13	5.9	100	20	VAS-5000-9
VAS-5250-12	4.250	107.95	5.250	133.35	0.760	19.30	14	6.4	100	20	VAS-5250-12
VAS-6000-10	4.500	114.30	6.000	152.40	0.675	17.15	16	7.3	100	20	VAS-6000-10
VAS-6120-13	5.110	129.79	6.120	155.45	0.825	20.96	17	7.7	100	20	VAS-6120-13
VAS-6500-14	5.500	139.70	6.500	165.10	0.900	22.86	16	7.3	80	N/A	VAS-6500-14
VAS-7000-12	6.000	152.40	7.000	177.80	0.800	20.32	15	6.8	70	N/A	VAS-7000-12
VAS-7500-14	6.500	165.10	7.500	190.50	0.900	22.86	15	6.8	60	N/A	VAS-7500-14
VAS-8250-19	7.200	182.88	8.250	209.55	1.300	33.02	7	3.2	20	N/A	VAS-8250-19
VAS-9000-15	8.030	203.96	9.000	228.60	1.000	25.40	8	3.6	20	N/A	VAS-9000-15
VAS-10000-14	9.000	228.60	10.030	254.76	0.875	22.23	9	4.1	20	N/A	VAS-10000-14
VAS-10750-24	9.730	247.14	10.750	273.05	1.500	38.10	11	5.0	20	N/A	VAS-10750-24
VAS-11000-16	10.050	255.27	11.000	279.40	1.000	25.40	11	5.0	20	N/A	VAS-11000-16
VAS-12500-22	11.500	292.10	12.500	317.50	1.440	36.58	13	5.9	20	N/A	VAS-12500-22

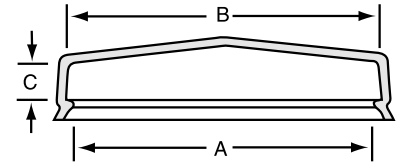
Free sample requests for non-catalog lengths/colors are subject to availability.

\*Mini Paks are only available in the standard color(s).



## VSR Series Vinyl Snap Ring Flange Covers

Series VSR Vinyl Snap Ring Flange Covers seal out dust and moisture during shipment to protect flange surfaces. These covers are designed to snap on easily for a snug fit. Series VSR is available in a wide range of sizes.



**MATERIAL:** Vinyl  
**STANDARD COLOR:** Yellow  
**STANDARD OPTION COLORS\*:** White, Black, Brown, Orange, Red, Green, Gray, Blue.  
**AVAILABILITY:** Consult Factory.



EXPANDED

Free sample requests for non-catalog lengths/colors are subject to availability.



## VSR Series

Caplug No.	Dimensions						Packaging				Caplug No.
	A		B		C		Standard Carton		Mini Pak* Quantity		
	in	mm	in	mm	in	mm	Shipping Wt. (Approx.)				
						lbs	kgs	No. of Pieces			
VSR-1000	0.870	22.10	1.000	25.40	0.375	9.53	10	4.5	1000	200	VSR-1000
VSR-1150	1.050	26.67	1.150	29.21	0.505	12.83	11	5.0	1000	200	VSR-1150
VSR-1250	1.150	29.21	1.250	31.75	0.505	12.83	13	5.9	1000	200	VSR-1250
VSR-1500	1.450	36.83	1.550	39.37	0.430	10.92	15	6.8	1000	200	VSR-1500
VSR-1650	1.650	41.91	1.800	45.72	0.505	12.83	16	7.3	1000	200	VSR-1650
VSR-1750	1.700	43.18	1.800	45.72	0.450	11.43	17	7.7	1000	200	VSR-1750
VSR-2000	1.950	49.53	2.050	52.07	0.450	11.43	23	10.4	1000	200	VSR-2000
VSR-2150	2.050	52.07	2.150	54.61	0.500	12.70	22	10.0	500	100	VSR-2150
VSR-2250	2.150	54.61	2.280	57.91	0.450	11.43	15	6.8	500	100	VSR-2250
VSR-2500	2.400	60.96	2.620	66.55	0.450	11.43	17	7.7	500	100	VSR-2500
VSR-2750	2.650	67.31	2.800	71.12	0.450	11.43	19	8.6	500	100	VSR-2750
VSR-3000	2.850	72.39	3.050	77.47	0.450	11.43	11	5.0	250	N/A	VSR-3000
VSR-3250	3.150	80.01	3.300	83.82	0.450	11.43	15	6.8	250	N/A	VSR-3250
VSR-3500	3.400	86.36	3.600	91.44	0.450	11.43	16	7.3	250	N/A	VSR-3500
VSR-3750	3.650	92.71	3.850	97.79	0.500	12.70	17	7.7	250	N/A	VSR-3750
VSR-4000	3.900	99.06	4.080	103.63	0.500	12.70	19	8.6	250	N/A	VSR-4000
VSR-4250	4.150	105.41	4.320	109.73	0.550	13.97	20	9.1	250	N/A	VSR-4250
VSR-4500	4.400	111.76	4.600	116.84	0.550	13.97	21	9.5	250	N/A	VSR-4500
VSR-4750	4.650	118.11	4.850	123.19	0.500	12.70	23	10.4	250	N/A	VSR-4750
VSR-5000	4.900	124.46	5.100	129.54	0.600	15.24	21	9.5	200	N/A	VSR-5000
VSR-5250	5.150	130.81	5.350	135.89	0.600	15.24	24	10.9	200	N/A	VSR-5250
VSR-5500	5.400	137.16	5.620	142.75	0.600	15.24	21	9.5	150	N/A	VSR-5500
VSR-5750	5.700	144.78	5.850	148.59	0.600	15.24	22	10.0	150	N/A	VSR-5750
VSR-6000	5.900	149.86	6.180	156.97	0.600	15.24	23	10.4	150	N/A	VSR-6000
VSR-6250	6.180	156.97	6.400	162.56	0.600	15.24	24	10.9	150	N/A	VSR-6250
VSR-6500	6.450	163.83	6.650	168.91	0.600	15.24	17	7.7	100	N/A	VSR-6500
VSR-6750	6.700	170.18	6.900	175.26	0.600	15.24	18	8.1	100	N/A	VSR-6750
VSR-7000	6.950	176.53	7.150	181.61	0.600	15.24	20	9.1	100	N/A	VSR-7000
VSR-7250	7.200	182.88	7.400	187.96	0.600	15.24	26	11.8	100	N/A	VSR-7250
VSR-7500	7.450	189.23	7.650	194.31	0.600	15.24	28	12.7	100	N/A	VSR-7500
VSR-7750	7.700	195.58	7.900	200.66	0.600	15.24	20	9.1	75	N/A	VSR-7750
VSR-8000	7.950	201.93	8.150	207.01	0.600	15.24	21	9.5	75	N/A	VSR-8000
VSR-8250	8.250	209.55	8.450	214.63	0.600	15.24	22	10.0	75	N/A	VSR-8250
VSR-8500	8.450	214.63	8.700	220.98	0.600	15.24	23	10.4	75	N/A	VSR-8500
VSR-8750	8.600	218.44	8.800	223.52	0.600	15.24	25	11.3	75	N/A	VSR-8750
VSR-9000	9.800	248.92	9.000	228.60	0.620	15.75	26	11.8	75	N/A	VSR-9000
VSR-9500	9.350	237.49	9.550	242.57	0.600	15.24	28	12.7	75	N/A	VSR-9500
VSR-9750	9.700	246.38	10.050	255.27	0.600	15.24	20	9.1	50	N/A	VSR-9750
VSR-10000	9.900	251.46	10.050	255.27	0.600	15.24	21	9.5	50	N/A	VSR-10000
VSR-10250	10.100	256.54	10.300	261.62	0.600	15.24	18	8.1	40	N/A	VSR-10250
VSR-10500	10.400	264.16	10.650	270.51	0.600	15.24	14	6.4	30	N/A	VSR-10500
VSR-11000	10.900	276.86	11.050	280.67	0.600	15.24	16	7.3	30	N/A	VSR-11000
VSR-11420	11.100	281.94	11.420	290.07	0.500	12.70	16	7.3	30	N/A	VSR-11420
VSR-12000	11.800	299.72	12.000	304.80	0.650	16.51	24	10.9	30	N/A	VSR-12000
VSR-12250	12.150	308.61	12.350	313.69	0.650	16.51	18	8.1	20	N/A	VSR-12250
VSR-13500	13.500	342.90	13.750	349.25	0.650	16.51	21	9.5	20	N/A	VSR-13500
VSR-14500	14.500	368.30	14.750	374.65	0.650	16.51	22	10.0	20	N/A	VSR-14500

Free sample requests for non-catalog lengths/colors are subject to availability.


\*Mini Paks are only available in the standard color(s).



## VSC Series Vinyl Square Caps

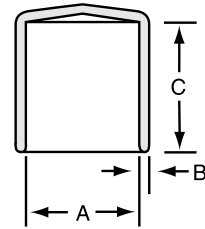
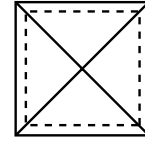


Series VSC Vinyl Square Caps are strong and tough, yet flexible enough to stretch for a perfect fit. Designed for use with square tubing, these caps are excellent finishing parts. Series VSC is available in a wide range of sizes.



**MATERIAL:** Vinyl  
**STANDARD COLOR:** Black  
**STANDARD OPTION COLORS\*:** White, Brown, Orange, Red, Green, Gray, Blue, Yellow.

**AVAILABILITY:** Consult Factory.



### Note:

- VSC-250 through VSC-750 have various maximum lengths of up to 4".
- VSC-1000 through VSC-4000 have various maximum lengths of up to 8". Call factory for details.

## VSE Series Vinyl Square End Caps

EXPANDED

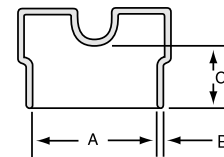
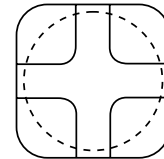


Used to close the ends of clear tubing, Series VSE Vinyl Square End Caps are equipped with a square head to prevent products from rolling around during shipment. This square head also allows containers to stand upright. VSE Series works well with Caplugs ClearView® tubing line. See Pages 144-147.



**MATERIAL:** Vinyl  
**STANDARD COLOR:** Black  
**STANDARD OPTION COLORS\*:** White, Brown, Orange, Red, Green, Gray, Blue, Yellow.

**AVAILABILITY:** Consult Factory.



### Note:

VSE Series is not available in high temperature material.

### Note:

- VSE-296 through VSE-2500 have a maximum length of 2".

Free sample requests for non-catalog lengths/colors are subject to availability.



## VSC Series

\*\*VSC-1625-8 and VSC-1625-16 have radius edges

Caplug No.	Dimensions						Packaging				Caplug No.
	A		B		C		Standard Carton		Mini Pak* Quantity		
	in	mm	in	mm	in	mm	Shipping Wt. (Approx.) lbs	kgs		No. of Pieces	
VSC 250-8	0.250	6.35	0.065	1.65	0.500	12.70	8	3.6	5000	1000	VSC 250-8
VSC 250-16	0.250	6.35	0.065	1.65	1.000	25.40	15	6.8	5000	1000	VSC 250-16
VSC 312-8	0.312	7.92	0.060	1.52	0.500	12.70	12	5.4	5000	1000	VSC 312-8
VSC 312-16	0.312	7.92	0.060	1.52	1.000	25.40	20	9.1	5000	1000	VSC 312-16
VSC 375-8	0.375	9.53	0.060	1.52	0.500	12.70	9	4.1	2500	500	VSC 375-8
VSC 375-16	0.375	9.53	0.060	1.52	1.000	25.40	12	5.4	2500	500	VSC 375-16
VSC 437-8	0.437	11.10	0.060	1.52	0.500	12.70	20	9.1	5000	1000	VSC 437-8
VSC 437-16	0.437	11.10	0.060	1.52	1.000	25.40	27	12.2	5000	1000	VSC 437-16
VSC 500-8	0.500	12.70	0.065	1.65	0.500	12.70	13	5.9	3000	600	VSC 500-8
VSC 500-16	0.500	12.70	0.065	1.65	1.000	25.40	15	6.8	2000	400	VSC 500-16
VSC 625-8	0.625	15.87	0.065	1.65	0.500	12.70	14	6.4	2500	500	VSC 625-8
VSC 625-16	0.625	15.87	0.065	1.65	1.000	25.40	15	6.8	1500	300	VSC 625-16
VSC 750-8	0.750	19.05	0.065	1.65	0.500	12.70	13	5.9	2000	400	VSC 750-8
VSC 750-16	0.750	19.05	0.065	1.65	1.000	25.40	12	5.4	1000	200	VSC 750-16
VSC 1000-8	1.000	25.40	0.065	1.65	0.500	12.70	13	5.9	1500	300	VSC 1000-8
VSC 1000-16	1.000	25.40	0.065	1.65	1.000	25.40	16	7.3	900	180	VSC 1000-16
VSC 1250-8	1.250	31.75	0.065	1.65	0.500	12.70	13	5.9	1000	200	VSC 1250-8
VSC 1250-16	1.250	31.75	0.065	1.65	1.000	25.40	15	6.8	700	140	VSC 1250-16
VSC 1500-8	1.500	38.10	0.065	1.65	0.500	12.70	16	7.3	900	180	VSC 1500-8
VSC 1500-16	1.500	38.10	0.065	1.65	1.000	25.40	17	7.7	600	120	VSC 1500-16
VSC 1625-8**	1.625	41.28	0.070	1.78	0.500	12.70	33	15.0	1000	200	VSC 1625-8**
VSC 1625-16**	1.625	41.28	0.070	1.78	1.000	25.40	18	8.1	500	100	VSC 1625-16**
VSC 1750-8	1.750	44.45	0.065	1.65	0.500	12.70	15	6.8	700	140	VSC 1750-8
VSC 1750-16	1.750	44.45	0.065	1.65	1.000	25.40	17	7.7	500	100	VSC 1750-16
VSC 1875-8	1.875	47.62	0.065	1.65	0.500	12.70	14	6.4	600	120	VSC 1875-8
VSC 1875-16	1.875	47.62	0.065	1.65	1.000	25.40	14	6.4	400	80	VSC 1875-16
VSC 2000-8	2.000	50.80	0.065	1.65	0.500	12.70	16	7.3	600	120	VSC 2000-8
VSC 2000-16	2.000	50.80	0.065	1.65	1.000	25.40	17	7.7	400	80	VSC 2000-16
VSC 2500-16	2.500	63.50	0.065	1.65	1.000	25.40	14	6.4	300	60	VSC 2500-16
VSC 3000-16	3.000	76.20	0.065	1.65	1.000	25.40	15	6.8	200	40	VSC 3000-16
VSC 3500-16	3.500	88.90	0.065	1.65	1.000	25.40	20	9.1	200	40	VSC 3500-16
VSC 4000-16	4.000	101.60	0.065	1.65	1.000	25.40	12	5.4	100	20	VSC 4000-16

Free sample requests for non-catalog lengths/colors are subject to availability.

\*Mini Paks are only available in the standard color(s).

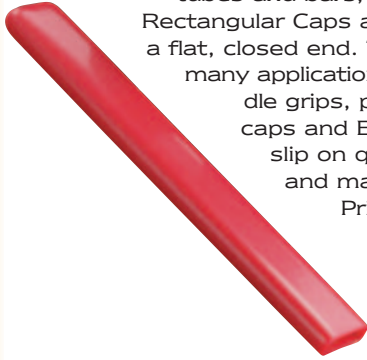
## VSE Series

Caplug No.	Dimensions						Packaging				Caplug No.
	A		B		C		Standard Carton		Mini Pak* Quantity		
	in	mm	in	mm	in	mm	Shipping Wt. (Approx.) lbs	kgs		No. of Pieces	
VSE-312-8	0.312	7.92	0.040	1.02	0.500	12.70	18	8.1	5000	1000	VSE-312-8
VSE-406-8	0.406	10.31	0.040	1.02	0.500	12.70	15	6.8	5000	1000	VSE-406-8
VSE-531-8	0.531	13.48	0.040	1.02	0.500	12.70	9	4.1	4000	800	VSE-531-8
VSE-625-8	0.625	15.88	0.050	1.27	0.500	12.70	14	6.4	1500	300	VSE-625-8
VSE-687-8	0.687	17.44	0.050	1.27	0.500	12.70	15	6.8	2500	500	VSE-687-8
VSE-750-12	0.750	19.05	0.050	1.27	0.750	19.05	13	5.9	1500	300	VSE-750-12
VSE-796-12	0.796	20.21	0.050	1.27	0.750	19.05	12	5.4	1500	300	VSE-796-12
VSE-812-12	0.812	20.62	0.050	1.27	0.750	19.05	16	7.3	1000	200	VSE-812-12
VSE-937-16	0.937	23.80	0.050	1.27	1.000	25.40	18	8.1	1000	200	VSE-937-16
VSE-1000-16	1.000	25.40	0.060	1.52	1.000	25.40	15	6.8	1000	200	VSE-1000-16
VSE-1062-16	1.062	26.97	0.060	1.52	1.000	25.40	18	8.1	900	180	VSE-1062-16
VSE-1125-16	1.125	28.57	0.060	1.52	1.000	25.40	16	7.3	750	150	VSE-1125-16
VSE-1313-16	1.313	33.35	0.060	1.52	1.000	25.40	19	8.6	500	100	VSE-1313-16
VSE-1375-16	1.375	34.93	0.060	1.52	1.000	25.40	16	7.3	600	120	VSE-1375-16
VSE-1625-24	1.625	41.28	0.060	1.52	1.500	38.10	18	8.1	400	80	VSE-1625-24
VSE-2125-24	2.125	53.98	0.070	1.78	1.500	38.10	18	8.1	200	40	VSE-2125-24
VSE-2500-24	2.500	63.50	0.070	1.78	1.500	38.10	20	9.1	250	50	VSE-2500-24




## VRF Series Vinyl Rectangular Caps & Grips (flat end)

EXPANDED

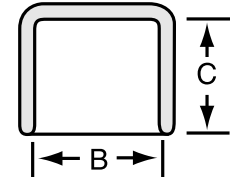
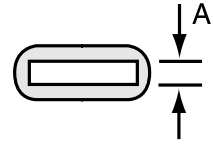


Designed to fit most rectangular tubes and bars, Series VRF Vinyl Rectangular Caps and Grips feature a flat, closed end. These caps have many applications, including handle grips, paint shields, end caps and ESD covers. They slip on quickly and easily, and maintain a snug fit. Printing is available for Series VRF.



**MATERIAL:** Vinyl  
**STANDARD COLOR:** Black  
**STANDARD OPTION COLORS\*:** White, Brown, Orange, Red, Green, Gray, Blue, Yellow.

**AVAILABILITY:** Consult Factory.



**Note:**

- VRF-040x250 through VRF-062x500 have a maximum length of 1".
- VRF-062x875 through VRF-062x3000 have various maximum lengths of up to 3 1/2".
- VRF-080x375 through VRF-3000x4000 have various maximum lengths of up to 8". Call factory for details.

Caplug No.	Dimensions						Packaging				Caplug No.
	A		B		C		Standard Carton		Mini Pak* Quantity		
	in	mm	in	mm	in	mm	Shipping Wt. (Approx.) lbs	kgs		No. of Pieces	
VRF-040x250-8	0.040	1.01	0.250	6.35	0.500	12.7	9	4.1	5000	1000	VRF-040x250-8
VRF-062x250-16	0.062	1.57	0.250	6.35	1.000	25.4	13	5.9	5000	1000	VRF-062x250-16
VRF-062x375-16	0.062	1.57	0.375	9.52	1.000	25.4	13	5.9	5000	1000	VRF-062x375-16
VRF-062x500-16	0.062	1.57	0.500	12.70	1.000	25.4	11	5.0	4000	800	VRF-062x500-16
VRF-062x875-16	0.062	1.57	0.875	22.23	1.000	25.4	7	3.2	1000	200	VRF-062x875-16
VRF-062x1125-16	0.062	1.57	1.125	28.58	1.000	25.4	23	10.4	2500	500	VRF-062x1125-16
VRF-062x1170-16	0.062	1.57	1.170	29.71	1.000	25.4	14	6.4	1500	300	VRF-062x1170-16
VRF-062x3000-16	0.062	1.57	3.000	76.20	1.000	25.4	18	8.1	900	180	VRF-062x3000-16
VRF-080x375-16	0.080	2.03	0.375	9.52	1.000	25.4	13	5.9	5000	1000	VRF-080x375-16
VRF-090x800-16	0.090	2.28	0.800	20.32	1.000	25.4	16	7.3	2500	500	VRF-090x800-16
VRF-090x1000-16	0.090	2.28	1.000	25.40	1.000	25.4	15	6.8	2000	400	VRF-090x1000-16
VRF-100x1145-16	0.100	2.54	1.145	29.08	1.000	25.4	18	8.1	2000	400	VRF-100x1145-16
VRF-125x250-16	0.125	3.17	0.250	6.35	1.000	25.4	17	7.7	5000	1000	VRF-125x250-16
VRF-125x468-16	0.125	3.17	0.468	11.89	1.000	25.4	16	7.3	4000	800	VRF-125x468-16
VRF-125x500-16	0.125	3.17	0.500	12.70	1.000	25.4	15	6.8	4000	800	VRF-125x500-16
VRF-125x750-16	0.125	3.17	0.750	19.05	1.000	25.4	11	5.0	2000	400	VRF-125x750-16
VRF-125x875-16	0.125	3.17	0.875	22.22	1.000	25.4	14	6.4	2000	400	VRF-125x875-16
VRF-125x1000-16	0.125	3.17	1.000	25.40	1.000	25.4	14	6.4	2000	400	VRF-125x1000-16

\*Mini Paks are only available in the standard color(s).

Free sample requests for non-catalog lengths/colors are subject to availability.

**New sizes are always being added. Consult factory for all current sizes.**



## VRF Series (cont.)

Caplug No.	Dimensions						Packaging				Caplug No.
	A		B		C		Standard Carton		Mini Pak* Quantity		
	in	mm	in	mm	in	mm	Shipping Wt. (Approx.) lbs	kgs		No. of Pieces	
VRF-125x1250-16	0.125	3.17	1.250	31.75	1.000	25.4	17	7.7	1500	300	VRF-125x1250-16
VRF-125x1500-16	0.125	3.17	1.500	38.10	1.000	25.4	12	5.4	1000	200	VRF-125x1500-16
VRF-125x2000-16	0.125	3.17	2.000	50.80	1.000	25.4	15	6.8	1000	200	VRF-125x2000-16
VRF-187x500-16	0.187	4.74	0.500	12.70	1.000	25.4	13	5.9	3000	600	VRF-187x500-16
VRF-187x625-16	0.187	4.74	0.625	15.87	1.000	25.4	16	7.3	3000	600	VRF-187x625-16
VRF-187x687-16	0.187	4.74	0.687	17.44	1.000	25.4	16	7.3	2500	500	VRF-187x687-16
VRF-187x1000-16	0.187	4.74	1.000	25.40	1.000	25.4	14	6.4	1500	300	VRF-187x1000-16
VRF-187x1250-16	0.187	4.74	1.250	31.75	1.000	25.4	12	5.4	1000	200	VRF-187x1250-16
VRF-187x1500-16	0.187	4.74	1.500	38.10	1.000	25.4	14	6.4	1000	200	VRF-187x1500-16
VRF-187x1937-16	0.187	4.74	1.937	49.19	1.000	25.4	15	6.8	1000	200	VRF-187x1937-16
VRF-250x500-16	0.250	6.35	0.500	12.70	1.000	25.4	15	6.8	3000	600	VRF-250x500-16
VRF-250x562-16	0.250	6.35	0.562	14.27	1.000	25.4	14	6.4	2500	500	VRF-250x562-16
VRF-250x625-16	0.250	6.35	0.625	15.87	1.000	25.4	15	6.8	2500	500	VRF-250x625-16
VRF-250x750-16	0.250	6.35	0.750	19.05	1.000	25.4	15	6.8	2000	400	VRF-250x750-16
VRF-250x875-16	0.250	6.35	0.875	22.22	1.000	25.4	16	7.3	2000	400	VRF-250x875-16
VRF-250x1000-16	0.250	6.35	1.000	25.40	1.000	25.4	15	6.8	1500	300	VRF-250x1000-16
VRF-250x1125-16	0.250	6.35	1.125	28.58	1.000	25.4	17	7.7	1500	300	VRF-250x1125-16
VRF-250x1250-16	0.250	6.35	1.250	31.75	1.000	25.4	12	5.4	1000	200	VRF-250x1250-16
VRF-250x1312-16	0.250	6.35	1.312	33.32	1.000	25.4	15	6.8	1000	200	VRF-250x1312-16
VRF-250x1500-16	0.250	6.35	1.500	38.10	1.000	25.4	13	5.9	1000	200	VRF-250x1500-16
VRF-250x1750-16	0.250	6.35	1.750	44.45	1.000	25.4	15	6.8	1000	200	VRF-250x1750-16
VRF-250x2000-16	0.250	6.35	2.000	50.80	1.000	25.4	17	7.7	900	180	VRF-250x2000-16
VRF-290x344-8	0.290	7.37	0.344	8.74	0.500	12.7	15	6.8	5000	1000	VRF-290x344-8
VRF-290x344-16	0.290	7.37	0.344	8.74	1.000	25.4	9	4.1	3000	600	VRF-290x344-16
VRF-312x1250-16	0.312	7.92	1.250	31.75	1.000	25.4	12	5.4	1000	200	VRF-312x1250-16
VRF-312x1500-16	0.312	7.92	1.500	38.10	1.000	25.4	14	6.4	1000	200	VRF-312x1500-16
VRF-350x2900-16	0.350	8.89	2.900	73.66	1.000	25.4	18	8.1	750	150	VRF-350x2900-16
VRF-375x625-16	0.375	9.52	0.625	15.87	1.000	25.4	13	5.9	2000	400	VRF-375x625-16
VRF-375x1000-16	0.375	9.52	1.000	25.40	1.000	25.4	16	7.3	1500	300	VRF-375x1000-16
VRF-375x1125-16	0.375	9.52	1.125	28.12	1.000	25.4	10	4.5	1000	200	VRF-375x1125-16
VRF-375x1250-16	0.375	9.52	1.250	31.75	1.000	25.4	13	5.9	1000	200	VRF-375x1250-16
VRF-375x1500-16	0.375	9.52	1.500	38.10	1.000	25.4	14	6.4	1000	200	VRF-375x1500-16
VRF-375x7875-16	0.375	9.52	7.875	200.03	1.000	25.4	18	8.1	250	50	VRF-375x7875-16
VRF-500x625-16	0.500	12.70	0.625	15.87	1.000	25.4	13	5.9	1500	300	VRF-500x625-16
VRF-500x750-16	0.500	12.70	0.750	19.05	1.000	25.4	15	6.8	1500	300	VRF-500x750-16
VRF-500x1250-16	0.500	12.70	1.250	31.75	1.000	25.4	14	6.4	1000	200	VRF-500x1250-16
VRF-500x1500-16	0.500	12.70	1.500	38.10	1.000	25.4	16	7.3	1000	200	VRF-500x1500-16
VRF-500x2000-16	0.500	12.70	2.000	50.80	1.000	25.4	17	7.7	800	160	VRF-500x2000-16
VRF-500x3375-16	0.500	12.70	3.375	85.72	1.000	25.4	15	6.8	500	100	VRF-500x3375-16
VRF-625x1750-16	0.625	15.87	1.750	44.45	1.000	25.4	16	7.3	800	160	VRF-625x1750-16
VRF-625x6500-16	0.625	15.87	6.500	165.10	1.000	25.4	19	8.6	300	60	VRF-625x6500-16
VRF-750x1000-16	0.750	19.05	1.000	25.40	1.000	25.4	14	6.4	1000	200	VRF-750x1000-16
VRF-750x1125-16	0.750	19.05	1.125	28.57	1.000	25.4	15	6.8	1000	200	VRF-750x1125-16
VRF-750x1500-16	0.750	19.05	1.500	38.10	1.000	25.4	17	7.7	1500	300	VRF-750x1500-16
VRF-750x2500-16	0.750	19.05	2.500	63.50	1.000	25.4	14	6.4	500	100	VRF-750x2500-16
VRF-750x3125-20	0.750	19.05	3.125	79.38	1.250	31.8	19	8.6	500	100	VRF-750x3125-20
VRF-750x4000-20	0.750	19.05	4.000	101.60	1.250	31.8	13	5.9	250	50	VRF-750x4000-20
VRF-1000x1500-16	1.000	25.40	1.500	38.10	1.000	25.4	35	15.9	1000	200	VRF-1000x1500-16
VRF-1000x2000-16	1.000	25.40	2.000	50.80	1.000	25.4	16	7.3	600	120	VRF-1000x2000-16
VRF-1062x2500-16	1.062	26.97	2.500	63.50	1.000	25.4	18	8.1	500	100	VRF-1062x2500-16
VRF-1500x2750-16	1.500	38.10	2.750	69.85	1.000	25.4	20	9.1	500	100	VRF-1500x2750-16
** VRF-1500x3000-16	1.500	38.10	3.000	76.20	1.000	25.4	19	8.6	400	80	VRF-1500x3000-16**
VRF-2000x3000-16	2.000	50.80	3.000	76.20	1.000	25.4	17	7.7	300	60	VRF-2000x3000-16
VRF-2000x3500-16	2.000	50.80	3.500	88.90	1.000	25.4	15	6.8	250	50	VRF-2000x3500-16
VRF-2500x3000-16	2.500	63.50	3.000	76.20	1.000	25.4	17	7.7	250	50	VRF-2500x3000-16
** VRF-3000x4000-24	3.000	76.20	4.000	101.60	1.500	38.1	18	8.1	150	30	VRF-3000x4000-24**

Lengths (C Dimension) are available in 1/16" (1.6mm) increments. Length tolerance is ±1/16" (1.6mm).

\*Mini Paks are only available in the standard color(s).

\*\*RADIUS

Free sample requests for non-catalog lengths/colors are subject to availability.



# CAPS Vinyl

## VRR Series Vinyl Rectangular Caps & Grips (round end)


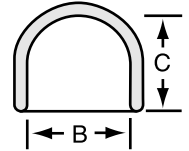
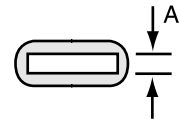


Designed to fit most rectangular tubes and bars, Series VRR Vinyl Rectangular Caps and Grips feature a flat, rounded end. These caps have many applications, including handle grips, paint shields, end caps and ESD covers. They slip on quickly and easily, and maintain a snug fit. Printing is available for Series VRR.



**MATERIAL:** Vinyl  
**STANDARD COLOR:** Black  
**STANDARD OPTION COLORS\*:** White, Brown, Orange, Red, Green, Gray, Blue, Yellow

**AVAILABILITY:** Consult Factory.



### Note:

- VRR-062x312 through VRR-062x1188 have various maximum lengths of up to 4".
- VRR-090x875 through VRR-500x1000 have various maximum lengths of up to 7 1/2". Call factory for details.

**New sizes are always being added. Consult factory for all current sizes.**

## VOR Series Vinyl O-Rings

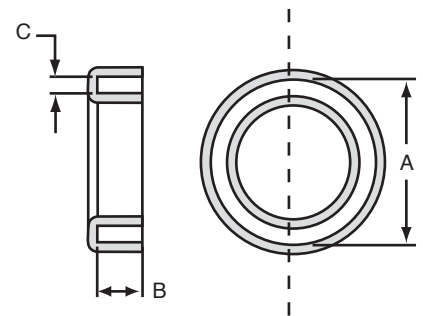


Series VOR Vinyl O-rings are designed to protect tube ends. Typically used in the automotive, scuba equipment and painting industries, these O-rings provide maximum protection against sharp edges. Available in several common sizes, Series VOR slip on easily and maintain a snug fit.



**MATERIAL:** Vinyl  
**STANDARD COLOR:** Black  
**STANDARD OPTION COLORS\*:** White, Brown, Orange, Red, Green, Gray, Blue, Yellow

**AVAILABILITY:** Consult Factory.



Free sample requests for non-catalog lengths/colors are subject to availability.





## VRR Series

Caplug No.	Dimensions						Packaging				Caplug No.
	A		B		C		Standard Carton		Mini Pak* Quantity		
	in	mm	in	mm	in	mm	Shipping Wt. (Approx.)				
						lbs	kgs	No. of Pieces			
VRR-062x312-16	0.062	1.57	0.312	7.92	1.000	25.4	11	5.0	5000	1000	VRR-062x312-16
VRR-062x375-16	0.062	1.57	0.375	9.52	1.000	25.4	12	5.4	5000	1000	VRR-062x375-16
VRR-062x437-16	0.062	1.57	0.437	11.09	1.000	25.4	14	6.4	5000	1000	VRR-062x437-16
VRR-062x468-16	0.062	1.57	0.468	11.88	1.000	25.4	16	7.3	5000	1000	VRR-062x468-16
VRR-062x500-16	0.062	1.57	0.500	12.70	1.000	25.4	16	7.3	4000	800	VRR-062x500-16
VRR-062x625-16	0.062	1.57	0.625	15.87	1.000	25.4	16	7.3	4000	800	VRR-062x625-16
VRR-062x750-16	0.062	1.57	0.750	19.05	1.000	25.4	16	7.3	3000	600	VRR-062x750-16
VRR-062x875-16	0.062	1.57	0.875	22.22	1.000	25.4	16	7.3	2500	500	VRR-062x875-16
VRR-062x1000-16	0.062	1.57	1.000	25.40	1.000	25.4	13	5.9	1500	300	VRR-062x1000-16
VRR-062x1188-16	0.062	1.57	1.188	30.17	1.000	25.4	14	6.4	1500	300	VRR-062x1188-16
VRR-090x875-16	0.090	2.29	0.875	22.22	1.000	25.4	15	6.8	2000	400	VRR-090x875-16
VRR-125x375-16	0.125	3.17	0.375	9.52	1.000	25.4	16	7.3	5000	1000	VRR-125x375-16
VRR-125x500-16	0.125	3.17	0.500	12.70	1.000	25.4	15	6.8	4000	800	VRR-125x500-16
VRR-125x625-16	0.125	3.17	0.625	15.87	1.000	25.4	15	6.8	3000	600	VRR-125x625-16
VRR-125x750-16	0.125	3.17	0.750	19.05	1.000	25.4	13	5.9	2000	400	VRR-125x750-16
VRR-125x875-16	0.125	3.17	0.875	22.22	1.000	25.4	14	6.4	2000	400	VRR-125x875-16
VRR-125x1000-16	0.125	3.17	1.000	25.40	1.000	25.4	16	7.3	2000	400	VRR-125x1000-16
VRR-125x1250-16	0.125	3.17	1.250	31.75	1.000	25.4	16	7.3	1500	300	VRR-125x1250-16
VRR-160x1250-16	0.160	4.06	1.250	31.75	1.000	25.4	16	7.3	1500	300	VRR-160x1250-16
VRR-187x375-16	0.187	4.74	0.375	9.52	1.000	25.4	15	6.8	4000	800	VRR-187x375-16
VRR-187x625-16	0.187	4.74	0.625	15.87	1.000	25.4	18	8.1	3000	600	VRR-187x625-16
VRR-187x1000-16	0.187	4.74	1.000	25.40	1.000	25.4	13	5.9	1500	300	VRR-187x1000-16
VRR-187x1500-16	0.187	4.74	1.500	38.10	1.000	25.4	13	5.9	1000	200	VRR-187x1500-16
VRR-187x2000-16	0.187	4.74	2.000	50.80	1.000	25.4	19	8.6	1000	200	VRR-187x2000-16
VRR-250x375-16	0.250	6.35	0.375	9.52	1.000	25.4	16	7.3	4000	800	VRR-250x375-16
VRR-250x500-16	0.250	6.35	0.500	12.70	1.000	25.4	15	6.8	3000	600	VRR-250x500-16
VRR-250x750-16	0.250	6.35	0.750	19.12	1.000	25.4	19	8.6	2000	400	VRR-250x750-16
VRR-250x1000-16	0.250	6.35	1.000	25.40	1.000	25.4	15	6.8	1500	300	VRR-250x1000-16
VRR-250x1250-16	0.250	6.35	1.250	31.75	1.000	25.4	12	5.4	1000	200	VRR-250x1250-16
VRR-312x625-16	0.312	7.92	0.625	15.87	1.000	25.4	14	6.4	2000	400	VRR-312x625-16
VRR-312x1781-16	0.312	7.92	1.781	45.23	1.000	25.4	16	7.3	1000	200	VRR-312x1781-16
VRR-375x500-16	0.375	9.52	0.500	12.70	1.000	25.4	16	7.3	2500	500	VRR-375x500-16
VRR-375x875-16	0.375	9.52	0.875	22.22	1.000	25.4	15	6.8	1500	300	VRR-375x875-16
VRR-500x1000-16	0.500	12.70	1.000	25.40	1.000	25.4	12	5.4	1000	200	VRR-500x1000-16

Lengths (C Dimension) are available in 1/16" (1.6mm) increments. Length tolerance is ±1/16" (1.6mm).

## VOR Series

Caplug No.	Dimensions						Packaging				Caplug No.
	A		B		C		Standard Carton		Mini Pak* Quantity		
	in	mm	in	mm	in	mm	Shipping Wt. (Approx.)				
						lbs	kgs	No. of Pieces			
VOR-1000	1.000	25.40	0.350	8.89	0.125	3.18	40	18.1	5000	1000	VOR-1000
VOR-1250	1.250	31.75	0.350	8.89	0.125	3.18	31	14.1	3000	600	VOR-1250
VOR-1500	1.500	38.10	0.350	8.89	0.125	3.18	33	15.0	2500	500	VOR-1500
VOR-1750	1.750	44.45	0.350	8.89	0.065	1.65	31	14.1	2000	400	VOR-1750
VOR-2000	2.000	50.80	0.400	10.16	0.080	2.03	27	12.2	1500	300	VOR-2000
VOR-2250	2.250	57.15	0.350	8.89	0.125	3.18	26	11.8	1250	250	VOR-2250

Free sample requests for non-catalog lengths/colors are subject to availability.

\*Mini Paks are only available in the standard color(s).



# CAPS Vinyl

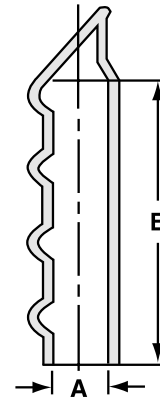
## VHG Series Vinyl Hanger Grips



Designed with both finger nubs and a hanger tip that offers easy storage, Series VHG Vinyl Hanger Grips provide a snug fit to ensure caps do not fall off.



**MATERIAL:** Vinyl  
**STANDARD COLOR:** Black  
**STANDARD OPTION COLORS\*:** White, Brown, Orange, Red, Green, Gray, Blue, Yellow  
**AVAILABILITY:** Consult Factory.



**Note:**  
• VHG Series is not available in high temperature material.

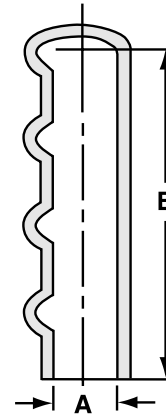
## VNG Series Vinyl Nubbed Grips



Series VNG Vinyl Nubbed Grips are equipped with convenient finger nubs to allow easier gripping. Designed to be used as handles, these reliable grips are durable and attractive.



**MATERIAL:** Vinyl  
**STANDARD COLOR:** Black  
**STANDARD OPTION COLORS\*:** White, Brown, Orange, Red, Green, Gray, Blue, Yellow  
**AVAILABILITY:** Consult Factory.



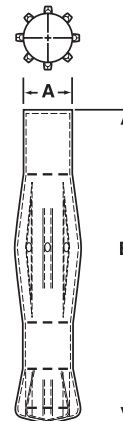
**Note:**  
• VNG Series is not available in high temperature material.

## VGR Series Vinyl Grips

Series VGR grips are designed with ergonomic gripping ribs. These durable grips provide a snug fit and without finger nubs, these grips provide comfort for all hand sizes. Series VGR is also available in UV Vinyl material. Call factory for details.



**MATERIAL:** Vinyl  
**STANDARD COLOR:** Black  
**STANDARD OPTION COLORS\*:** White, Brown, Orange, Red, Green, Gray, Blue, Yellow  
**AVAILABILITY:** Consult Factory.



**Note:**  
• VGR Series is not available in high temperature material.

Free sample requests for non-catalog lengths/colors are subject to availability.

NEW



## VHG Series

Caplug No.	Dimensions				Packaging			Mini Pak* Quantity	Caplug No.
	A		B		Standard Carton				
	in	mm	in	mm	Shipping Wt. (Approx.)		No. of Pieces		
				lbs	kgs				
VHG-625-72	0.625	15.88	4.5	114.3	14	6.4	250	50	VHG-625-72
VHG-750-72	0.750	19.05	4.5	114.3	15	6.8	250	50	VHG-750-72
VHG-875-72	0.875	22.22	4.5	114.3	17	7.7	250	50	VHG-875-72
VHG-1000-72	1.000	25.40	4.5	114.3	21	9.5	250	50	VHG-1000-72

## VNG Series

Caplug No.	Dimensions				Packaging			Mini Pak* Quantity	Caplug No.
	A		B		Standard Carton				
	in	mm	in	mm	Shipping Wt. (Approx.)		No. of Pieces		
				lbs	kgs				
VNG-750-72	0.750	19.05	4.5	114.3	13	5.9	250	50	VNG-750-72
VNG-875-72	0.875	22.22	4.5	114.3	15	6.8	250	50	VNG-875-72
VNG-1000-72	1.000	25.40	4.5	114.3	20	9.1	250	50	VNG-1000-72
VNG-1187-72	1.187	30.14	4.5	114.3	21	9.5	250	50	VNG-1187-72
VNG-1250-72	1.250	31.75	4.5	114.3	26	11.8	250	50	VNG-1250-72

## VGR Series

Caplug No.	Dimensions				Packaging			Mini Pak* Quantity	Caplug No.
	A		B		Standard Carton				
	in	mm	in	mm	Shipping Wt. (Approx.)		No. of Pieces		
				lbs	kgs				
VGR-710	0.710	18.03	4.625	111.48	16	7.3	300	60	VGR-710

Free sample requests for non-catalog lengths/colors are subject to availability.

\*Mini Paks are only available in the standard color(s).



# CAPS Vinyl

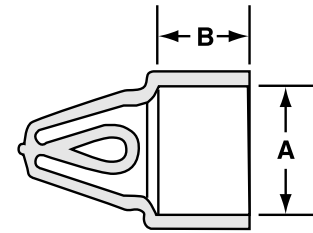
## VHC Series Vinyl Hanger Caps



Series VHC Vinyl Hanger Caps are round with a hanger tip. Ideal for tools that need to be hung, these caps provide a tight fit to prevent caps from falling off. VHC Series works well with Caplugs ClearView® tubing line. See Pages 144-145.



**MATERIAL:** Vinyl  
**STANDARD COLOR:** Black  
**STANDARD OPTION COLORS\*:** White, Brown, Orange, Red, Green, Gray, Blue, Yellow  
**AVAILABILITY:** Consult Factory.



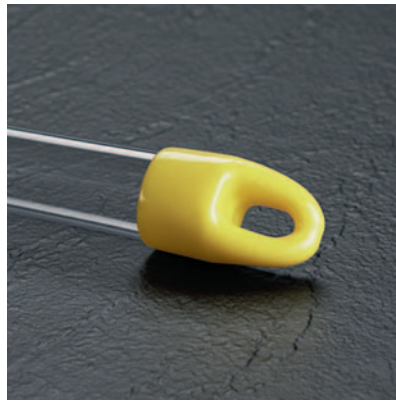
**Note:**

- VHC Series has a maximum length of 2".

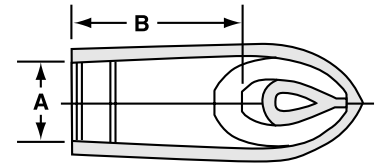
## VHR Series Vinyl Hanger Tips (round)



Series VHR Vinyl Hanger Tip Caps are round with a hanger tip that sits to the side, allowing parts to hang down smoothly. Designed for tools that need to be hung, these caps provide a snug fit to ensure caps do not fall off. VHR Series works well with Caplugs ClearView tubing line. See pages 144-145.



**MATERIAL:** Vinyl  
**STANDARD COLOR:** Black  
**STANDARD OPTION COLORS\*:** White, Brown, Orange, Red, Green, Gray, Blue, Yellow  
**AVAILABILITY:** Consult Factory.



**Note:**

- VHR Series has a maximum length of 2".

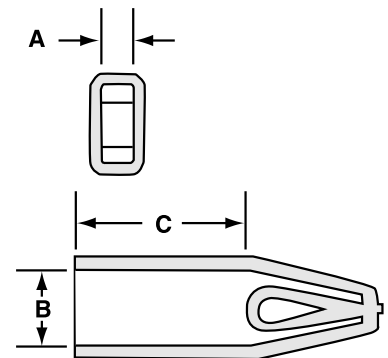
## VHF Series Vinyl Hanger Tips (flat)



Series VHF Vinyl Hanger Tips are rectangular caps with a flat hanger tip that provides a snug fit to ensure caps do not fall off. Ideal for tools that need to be hung.



**MATERIAL:** Vinyl  
**STANDARD COLOR:** Black  
**STANDARD OPTION COLORS\*:** White, Brown, Orange, Red, Green, Gray, Blue, Yellow  
**AVAILABILITY:** Consult Factory.



**Note:**

- VHF Series has a maximum length of 1.75".

Free sample requests for non-catalog lengths/colors are subject to availability.



## VHC Series

Caplug No.	Dimensions				Packaging				Caplug No.
	A		B		Standard Carton		Mini Pak* Quantity		
	in	mm	in	mm	Shipping Wt. (Approx.)			No. of Pieces	
					lbs	kgs			
VHC-531-16	0.531	13.49	1.000	25.4	26	11.8	2500	500	VHC-531-16
VHC-812-16	0.812	20.62	1.000	25.4	24	10.9	1500	300	VHC-812-16
VHC-1062-16	1.062	26.97	1.000	25.4	24	10.9	1200	240	VHC-1062-16
VHC-1375-16	1.375	34.93	1.000	25.4	33	15.0	1000	200	VHC-1375-16
VHC-1437-16	1.437	36.49	1.000	25.4	25	11.3	750	150	VHC-1437-16
VHC-1500-16	1.500	38.10	1.000	25.4	25	11.3	750	150	VHC-1500-16
VHC-1625-16	1.625	41.28	1.000	25.4	34	15.4	750	150	VHC-1625-16
VHC-2000-16	2.000	50.80	1.000	25.4	31	14.1	600	120	VHC-2000-16
VHC-2500-16	2.500	63.50	1.000	25.4	37	16.8	500	100	VHC-2500-16
VHC-3000-16	3.000	76.20	1.000	25.4	24	10.9	250	50	VHC-3000-16

## VHR Series

Caplug No.	Dimensions				Packaging				Caplug No.
	A		B		Standard Carton		Mini Pak* Quantity		
	in	mm	in	mm	Shipping Wt. (Approx.)			No. of Pieces	
					lbs	kgs			
VHR-625-8	0.625	15.87	.500	12.70	25	11.3	2500	500	VHR-625-8
VHR-750-12	0.750	19.05	.750	19.05	25	11.3	2000	400	VHR-750-12
VHR-875-12	0.875	22.22	.750	19.05	25	11.3	1000	200	VHR-875-12

## VHF Series

Caplug No.	Dimensions						Packaging				Caplug No.
	A		B		C		Standard Carton		Mini Pak* Quantity		
	in	mm	in	mm	in	mm	Shipping Wt. (Approx.)			No. of Pieces	
							lbs	kgs			
VHF-125x750-16	0.125	3.17	0.750	19.05	1.000	25.40	16	7.3	1500	300	VHF-125x750-16
VHF-250x750-16	0.250	6.35	0.750	19.05	1.000	25.40	12	5.4	1000	200	VHF-250x750-16
VHF-250x1000-16	0.250	6.35	1.000	25.40	1.000	25.40	16	7.3	900	180	VHF-250x1000-16
VHF-375x1000-16	0.375	9.52	1.000	25.40	1.000	25.40	15	6.8	800	160	VHF-375x1000-16
VHF-500x1000-16	0.500	12.70	1.000	25.40	1.000	25.40	14	6.4	700	140	VHF-500x1000-16

Free sample requests for non-catalog lengths/colors are subject to availability.

\*Mini Paks are only available in the standard color(s).



# CAPS Vinyl

## VMF Series Vinyl Metal Frame Caps

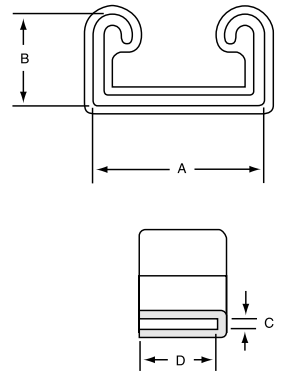


Featuring a unique design that offers excellent protection for metal "U" shaped frames, Series VMF Vinyl "U" Metal Frame Caps greatly reduce the risk of others being cut by sharp metal edges.



**MATERIAL:** Vinyl  
**STANDARD COLOR:** Green  
**STANDARD OPTION COLORS\*:** White, Black, Brown, Orange, Red, Gray, Blue, Yellow


**AVAILABILITY:** Consult Factory.



## VIF Series Vinyl "I" Metal Frame Caps

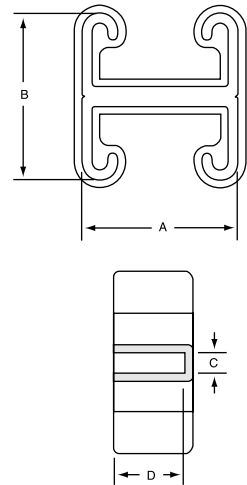


Featuring a unique design that offers excellent protection for metal "I" shaped frames, Series VIF Vinyl "I" Metal Frame Caps greatly reduce the risk of others being cut by sharp metal edges.



**MATERIAL:** Vinyl  
**STANDARD COLOR:** Green  
**STANDARD OPTION COLORS\*:** White, Black, Brown, Orange, Red, Gray, Blue, Yellow


**AVAILABILITY:** Consult Factory.



## VAC Series Vinyl Angle Caps

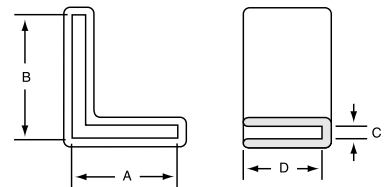


Designed to cap angle iron, Series VAC Vinyl Angle Caps are available in a variety of sizes to protect the corners of metal frames, reducing the risk of others being cut by sharp metal edges.



**MATERIAL:** Vinyl  
**STANDARD COLOR:** Black  
**STANDARD OPTION COLORS\*:** White, Green, Brown, Orange, Red, Gray, Blue, Yellow

**AVAILABILITY:** Consult Factory.



Free sample requests for non-catalog lengths/colors are subject to availability.

### Note:

- VAC Series has a maximum length of 2".



## VMF Series

Caplug No.	Dimensions								Packaging				Caplug No.
	A		B		C		D		Standard Carton			Mini Pak* Quantity	
	in	mm	in	mm	in	mm	in	mm	Shipping Wt. (Approx.)		No. of Pieces		
								lbs	kgs				
VMF-1250x750x14-12	1.250	31.75	0.750	19.05	0.105	2.67	0.750	19.05	16	7.3	700	140	VMF-1250x750x14-12
VMF-1250x1250x14-12	1.250	31.75	1.250	31.75	0.075	1.90	0.750	19.05	12	5.4	500	100	VMF-1250x1250x14-12
VMF-1625x812x14-12	1.625	41.27	0.812	20.62	0.075	1.90	0.750	19.05	14	6.4	600	120	VMF-1625x812x14-12
VMF-1625x875x12-12	1.625	41.27	0.875	22.22	0.105	2.67	0.750	19.05	13	5.9	600	120	VMF-1625x875x12-12
VMF-1625x1375x12-12	1.625	41.27	1.375	34.92	0.105	2.67	0.750	19.05	14	6.4	500	100	VMF-1625x1375x12-12
VMF-1625x1625x12-12	1.625	41.27	1.625	41.27	0.105	2.67	0.750	19.05	12	5.4	400	80	VMF-1625x1625x12-12
VMF-1625x2437x12-12	1.625	41.27	2.430	61.72	0.105	2.67	0.750	19.05	11	5.0	300	60	VMF-1625x2437x12-12
VMF-1625x3250x12-12	1.625	41.27	3.250	82.55	0.105	2.67	0.750	19.05	15	6.8	300	60	VMF-1625x3250x12-12

## VIF Series

Caplug No.	Dimensions								Packaging				Caplug No.
	A		B		C		D		Standard Carton			Mini Pak* Quantity	
	in	mm	in	mm	in	mm	in	mm	Shipping Wt. (Approx.)		No. of Pieces		
								lbs	kgs				
VIF-1625x1625x14-12	1.625	41.27	1.625	41.27	0.075	1.90	0.750	19.05	13	5.9	300	60	VIF-1625x1625x14-12
VIF-1625x1750x12-12	1.625	41.27	1.750	44.45	0.105	2.67	0.750	19.05	11	5.0	300	60	VIF-1625x1750x12-12
VIF-1625x2750x12-12	1.625	41.27	2.750	69.85	0.105	2.67	0.750	19.05	16	7.3	300	60	VIF-1625x2750x12-12
VIF-1625x3250x12-12	1.625	41.27	3.250	82.55	0.105	2.67	0.750	19.05	11	5.0	200	40	VIF-1625x3250x12-12

## VAC Series

Caplug No.	Dimensions								Packaging				Caplug No.
	A		B		C		D		Standard Carton			Mini Pak* Quantity	
	in	mm	in	mm	in	mm	in	mm	Shipping Wt. (Approx.)		No. of Pieces		
								lbs	kgs				
VAC-750x750-8	0.750	19.05	0.750	19.05	0.125	3.17	0.500	12.70	14	6.4	3000	600	VAC-750x750-8
VAC-1000x1000-8	1.000	25.40	1.000	25.40	0.125	3.17	0.500	12.70	11	5.0	1500	300	VAC-1000x1000-8
VAC-1125x1875-8	1.125	28.57	1.875	47.62	0.125	3.17	0.500	12.70	9	4.1	900	180	VAC-1125x1875-8
VAC-1250x1250-8	1.250	31.75	1.250	31.75	0.125	3.17	0.500	12.70	9	4.1	1000	200	VAC-1250x1250-8
VAC-1500x1500-8	1.500	38.10	1.500	38.10	0.125	3.17	0.500	12.70	7	3.2	900	180	VAC-1500x1500-8
VAC-1875x1125-8	1.875	47.63	1.125	28.58	0.125	3.17	0.500	12.70	10	4.5	900	180	VAC-1875x1125-8
VAC-2000x2000-8	2.000	50.80	2.000	50.80	0.125	3.17	0.500	12.70	9	4.1	600	120	VAC-2000x2000-8

Free sample requests for non-catalog lengths/colors are subject to availability.

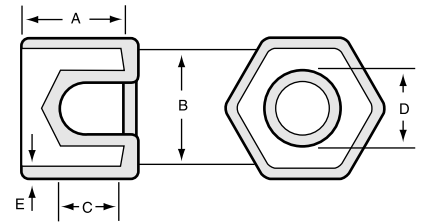
\*Mini Paks are only available in the standard color(s).



# CAPS Vinyl

## AN Series Vinyl Hex Caps

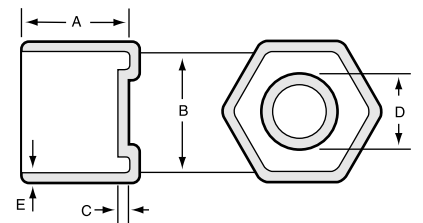
Designed for AN style fittings, Series AN Caps are easy to install and remove. Engineered with aerospace quality, these caps are available in all common hydraulic nut sizes. No tools are required to install Series AN Caps.



**MATERIAL:** Vinyl  
**STANDARD COLOR:** Yellow  
**STANDARD OPTION COLORS\*:** White, Black, Brown, Orange, Red, Green, Gray, Blue  
**AVAILABILITY:** Consult Factory.

## MS Series Vinyl Hex Caps

Series MS Caps, used for MS style fittings, are easy to install and remove. Engineered with aerospace quality, these caps are available in all common hydraulic nut sizes. No tools are required to install Series MS Caps.



**MATERIAL:** Vinyl  
**STANDARD COLOR:** Yellow  
**STANDARD OPTION COLORS\*:** White, Black, Brown, Orange, Red, Green, Gray, Blue  
**AVAILABILITY:** Consult Factory.

Free sample requests for non-catalog lengths/colors are subject to availability.





## AN Series

Caplug No.	Dimensions										Packaging			Caplug No.	
	A		B		C		D		E		Standard Carton		Mini Pak* Quantity		
	in	mm	in	mm	in	mm	in	mm	in	mm	Shipping Wt. (Approx.) lbs	kgs			No. of Pieces
AN-2	0.550	13.97	0.375	9.53	0.250	6.35	0.203	5.16	0.055	1.40	16	7.3	5000	1000	AN-2
AN-3	0.625	15.88	0.440	11.18	0.370	9.40	0.203	5.16	0.060	1.52	22	10.0	5000	1000	AN-3
AN-4	0.645	16.38	0.560	14.22	0.435	11.05	0.250	6.35	0.060	1.52	33	15.0	5000	1000	AN-4
AN-5	0.690	17.53	0.625	15.88	0.475	12.07	0.315	8.00	0.060	1.52	39	17.7	5000	1000	AN-5
AN-6	0.725	18.42	0.685	17.40	0.500	12.70	0.375	9.53	0.065	1.65	22	10.0	2500	500	AN-6
AN-8	0.875	22.23	0.875	22.23	0.563	14.30	0.515	13.08	0.065	1.65	31	14.1	2500	500	AN-8
AN-10	1.000	25.40	1.000	25.40	0.700	17.78	0.780	19.81	0.065	1.65	55	24.9	2500	500	AN-10
AN-12	1.000	25.40	1.250	31.75	0.700	17.78	0.780	19.81	0.065	1.65	69	31.3	2500	500	AN-12
AN-14	1.100	27.94	1.375	34.93	0.700	17.78	0.880	22.35	0.065	1.65	32	14.5	1000	200	AN-14
AN-16	1.100	27.94	1.500	38.10	0.750	19.05	1.000	25.40	0.065	1.65	33	15.0	1000	200	AN-16
AN-20	1.250	31.75	1.815	46.10	0.950	24.13	1.219	30.96	0.065	1.65	63	28.6	1000	200	AN-20
AN-24	1.500	38.10	2.250	57.15	-	-	-	-	0.075	1.91	64	29.0	1000	200	AN-24
AN-28	1.500	38.10	2.625	66.68	-	-	-	-	0.075	1.91	80	36.3	1000	200	AN-28

## MS Series

Caplug No.	Dimensions										Packaging			Caplug No.	
	A		B		C		D		E		Standard Carton		Mini Pak* Quantity		
	in	mm	in	mm	in	mm	in	mm	in	mm	Shipping Wt. (Approx.) lbs	kgs			No. of Pieces
MS-2	0.550	13.97	0.375	9.53	0.100	2.54	0.190	4.83	0.055	1.40	14	6.4	5000	1000	MS-2
MS-3	0.625	15.88	0.440	11.18	0.100	2.54	0.245	6.22	0.060	1.52	19	8.6	5000	1000	MS-3
MS-4	0.725	18.42	0.560	14.22	0.100	2.54	0.250	6.35	0.060	1.52	28	12.7	5000	1000	MS-4
MS-6	0.800	20.32	0.685	17.40	0.100	2.54	0.375	9.53	0.060	1.52	48	21.8	5000	1000	MS-6
MS-8	0.825	20.96	0.870	22.10	0.110	2.79	0.500	12.70	0.065	1.60	15	6.8	1000	200	MS-8
MS-10	1.000	25.40	0.995	25.27	0.190	4.83	0.635	16.13	0.065	1.65	17	7.7	1000	200	MS-10
MS-11	1.000	25.40	1.125	28.58	-	-	-	-	0.065	1.65	40	18.1	2500	500	MS-11
MS-12	1.020	25.91	1.250	31.75	0.190	4.83	0.795	20.19	0.065	1.65	12	5.4	500	100	MS-12
MS-14	1.050	26.67	1.375	34.93	0.125	3.18	0.860	21.84	0.065	1.65	30	13.6	1000	200	MS-14
MS-16	1.180	29.97	1.500	38.10	0.125	3.18	1.000	25.40	0.065	1.65	35	15.9	1000	200	MS-16
MS-20	1.250	31.75	1.815	46.10	0.125	3.18	1.225	31.12	0.065	1.65	43	19.5	1000	200	MS-20
MS-24	1.500	38.10	2.250	57.15	-	-	-	-	0.075	1.91	62	28.1	1000	200	MS-24
MS-28	1.500	38.10	2.625	66.68	-	-	-	-	0.075	1.91	80	36.3	1000	200	MS-28

Free sample requests for non-catalog lengths/colors are subject to availability.

\*Mini Paks are only available in the standard color(s).



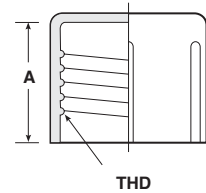
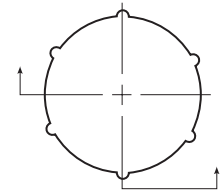
# CAPS threaded

## CD Series Threaded Plastic Caps for Flared JIC Fittings

Knurled for ease of application, Series CD Caps seal flared JIC fittings exceptionally well against dirt and moisture, as well as for masking during dipping, painting and plating.



**MATERIAL:** Low Density Polyethylene  
**COLOR\*:** Red

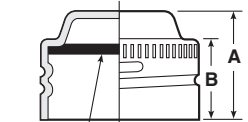
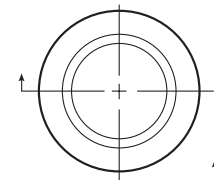


## ASC Series Threaded Aluminum Caps for Threaded, Flared Fittings

A standard aerospace and fluid power protective cap, the Series ASC has a nose-section design that forms a low-pressure seal on threaded, flared fittings. A more positive seal is possible with the addition of a sealing disc (Series ASC-DN). Stock sealing discs are Neoprene; Butyl or Buna N rubber are also available.



**MATERIAL:** 3003-0 Aluminum Alloy  
**COLOR:** Natural (Silver)



**OPTIONAL SEALING DISC**



## CD Series

Applicable Specs.: MIL-C-52078, MIL-C-5501/3R, MIL-C-5501/11, (NAS-814), NAS-832

Caplug No.	Dimensions					Packaging				Caplug No.
	To Fit Tube Size	To Fit Thread Size	A		No. of Ribs	Standard Carton		Mini Pak Quantity		
			in	mm		Shipping Wt. (Approx.)			No. of Pieces	
						lbs	kgs			
CD-2	-	1/4-36	.22	5.55	4	4	1.8	5000	1000	CD-2
CD-3	3/16	3/8-24	.47	11.94	4	7	3.1	5000	1000	CD-3
CD-4	1/4	7/16-20	.47	11.94	4	7	3.1	5000	1000	CD-4
CD-41	1/4	7/16-24	.30	7.62	4	5	2.2	5000	1000	CD-41
CD-5	5/16	1/2-20	.47	11.94	6	9	4.0	5000	1000	CD-5
CD-6	3/8	9/16-18	.53	13.46	6	10	4.5	5000	1000	CD-6
CD-6A	3/8	5/8-18	.53	13.46	6	12	5.4	5000	1000	CD-6A
CD-66	3/8	5/8-18	.41	10.41	6	10	4.5	5000	1000	CD-66
CD-67	-	5/8-24	.41	10.41	6	8	3.6	5000	1000	CD-67
CD-8	1/2	3/4-16	.57	14.48	6	15	6.8	5000	1000	CD-8
CD-82	-	3/4-20	.50	12.70	6	13	5.8	5000	1000	CD-82
CD-10	5/8	7/8-14	.68	17.27	6	20	9.0	5000	1000	CD-10
CD-101	5/8	7/8-18	.44	11.18	6	15	6.8	5000	1000	CD-101
CD-11	-	1-14	.78	19.81	8	13	5.8	2500	500	CD-11
CD-12	3/4	1 1/16-12	.75	19.05	8	17	7.6	2500	500	CD-12
CD-12A	3/4	1 1/16-14	.75	19.05	8	15	6.8	2500	500	CD-12A
CD-130	-	1 1/8-18	.50	12.70	8	11	4.9	2500	500	CD-130
CD-14	7/8	1 3/16-12	.94	23.88	6	19	8.6	2500	500	CD-14
CD-150	-	1 1/4-18	.50	12.70	8	13	5.8	2500	500	CD-150
CD-16	1	1 5/16-12	.84	21.34	8	11	4.9	1000	200	CD-16
CD-170	1	1 3/8-18	.50	12.70	8	15	6.8	2500	500	CD-170
CD-18	-	1 1/2-12	.75	19.05	8	13	5.8	1000	200	CD-18
CD-20	1 1/4	1 5/8-12	.91	23.11	8	12	5.4	1000	200	CD-20
CD-22	-	1 3/4-12	.94	23.88	8	11	4.9	1000	200	CD-22
CD-24	1 1/2	1 7/8-12	1.00	25.40	8	14	6.3	1000	200	CD-24
CD-400	-	3-12	1.16	29.47	12	12	5.4	250	50	CD-400

Applicable Specs.: MIL-C-5501/3, NAS-817, NAS-835

## ASC Series

Caplug No.	Dimensions						Packaging				Caplug No.
	To Fit Tube Size	To Fit Thread Size	A		B		Standard Carton		Mini Pak Quantity		
			in	mm	in	mm	Shipping Wt. (Approx.)			No. of Pieces	
							lbs	kgs			
ASC-2	1/8	5/16-24	.42	10.67	.33	9.65	5	2.2	5000	1000	ASC-2
ASC-3	3/16	3/8-24	.36	9.14	.30	7.62	6	2.7	5000	1000	ASC-3
ASC-4	1/4	7/16-20	.54	13.72	.46	11.68	9	4.0	5000	1000	ASC-4
ASC-5	5/16	1/2-20	.52	13.21	.43	10.92	9	4.0	5000	1000	ASC-5
ASC-6	3/8	9/16-18	.54	13.72	.46	11.68	14	6.3	6000	1000	ASC-6
ASC-7	7/16	5/8-18	.61	15.49	.52	13.21	15	6.8	5000	1000	ASC-7
ASC-8	1/2	3/4-16	.64	16.26	.55	13.97	23	10.3	6000	1000	ASC-8
ASC-10	5/8	7/8-14	.74	18.80	.65	16.51	13	5.8	3700	500	ASC-10
ASC-12	3/4	1 1/16-12	.85	21.59	.76	19.30	18	8.1	2200	500	ASC-12
ASC-16	1	1 5/16-12	.86	21.84	.76	19.30	13	5.8	1400	200	ASC-16
ASC-20	1 1/4	1 5/8-12	.87	22.22	.71	18.25	12	5.4	950	190	ASC-20



# CAPS threaded

## PC Series Plastic Threaded Caps for Pipe Ends

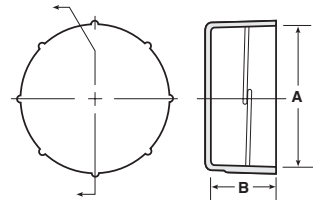


Heavy wall polyethylene Series PC Caps ensure protection for threaded pipe ends. Extra length provides sealing on pipe surface beyond last thread. These caps not only protect the NPT threads from damage during handling and storage, but they also prevent moisture, debris and rodents from entering the pipe.

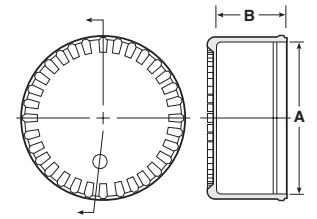


**MATERIAL:** Low Density Polyethylene  
**COLOR\*:** See chart on page 89

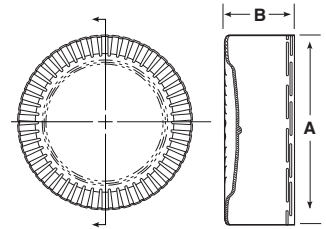
PC-3/8 thru PC-2



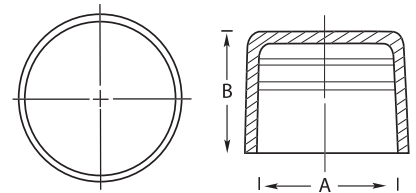
PC-6, -8 have ribbing  
PC-3, -3 1/2, -4, -5, are smooth  
Built-in thin membrane for optional venting



PC-10 and PC-12



PC-14 thru PC-18





## PC Series

Caplug No.	Dimensions						Packaging				Caplug No.
	Color	To Fit Thread Size	A		B		Standard Carton		Mini Pak Quantity		
			in	mm	in	mm	Shipping Wt. (Approx.)				
						lbs	kgs	No. of Pieces			
PC-3/8 (602)	Black	3/8" NPT	.68	17.27	.50	12.70	9	4.0	5000	1000	PC-3/8 (602)
PC-1/2 (603)	Black	1/2" NPT	.84	21.34	.87	22.10	21	9.4	2500	500	PC-1/2 (603)
PC-3/4 (604)	Black	3/4" NPT	1.05	26.67	.91	23.11	13	5.8	2500	500	PC-3/4 (604)
PC-1 (605)	Black	1" NPT	1.32	33.53	1.05	26.67	13	5.8	1000	200	PC-1 (605)
PC-1 1/4 (606)	Black	1 1/4" NPT	1.66	42.17	1.05	26.67	18	8.1	1000	200	PC-1 1/4 (606)
PC-1 1/2 (607)	Black	1 1/2" NPT	1.90	48.26	1.07	27.18	11	4.9	500	100	PC-1 1/2 (607)
PC-2 (608)	Black	2" NPT	2.38	60.45	1.09	27.69	15	6.8	500	100	PC-2 (608)
PC-3	Black	3" NPT	3.50	88.90	2.00	50.80	25	11.2	300	60	PC-3
PC-3 1/2	Black	3 1/2" NPT	4.02	102.00	2.34	59.44	25	11.3	150	N/A	PC-3 1/2
PC-4	Black	4" NPT	4.50	114.30	2.10	53.34	24	10.8	150	N/A	PC-4
PC-5	Black	5" NPT	5.56	141.23	2.21	56.14	23	10.3	100	N/A	PC-5
PC-6	Black	6" NPT	6.62	168.15	2.32	58.93	18	8.1	60	N/A	PC-6
PC-8	Black	8" NPT	8.62	218.96	2.50	63.50	18	8.1	35	N/A	PC-8
PC-10	Black	10" NPT	10.75	273.06	2.76	70.10	14	6.4	25	N/A	PC-10
PC-12	Black	12" NPT	12.75	323.85	2.96	75.18	16	7.2	20	N/A	PC-12
PC-14	Black	14" NPT	14.00	355.60	2.66	67.56	20	9.1	20	N/A	PC-14
PC-16	Yellow	16" NPT	16.00	406.40	2.44	61.98	36	16.3	30	N/A	PC-16
PC-18	Yellow	18" NPT	18.00	457.20	2.44	61.98	38	17.2	32	N/A	PC-18



# PLUGS non-threaded


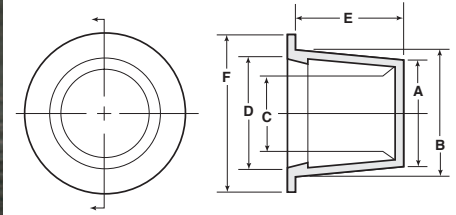
## T Series Tapered Plugs



Tapered Plugs are tapered in design and made from highly pliable (or flexible) polyethylene.

Not only can they be applied to fit snugly, but they can also be easily removed. Especially recommended for use on MIL Std. and SAE-type tube and hydraulic fittings and for threaded external and internal NPT fittings.

Popular size Tapered Plugs are stocked also in green FlexTemp, a flexible thermoplastic rubber for extreme temperature applications ranging from -90° F to 300°F (-68°C to 149°C).



**MATERIAL:** Low Density Polyethylene  
**COLOR\*:** Red

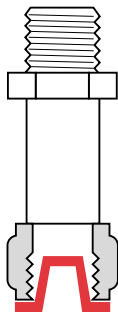


Applicable Specs.: MIL-C-5501/7 (MIL-C-52078), NAS-834

## T Series

### Selection Charts

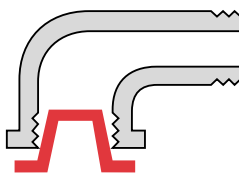
#### Recommended closures for tube and hydraulic fittings\*\*\*



Caplug No.	Fitting Size (Dash No.)	Tubing Diameter	Thread Size	Caplug No.
T-1	-2	1/8	5/16 - 24	T-1
T-2	-3	3/16	3/8 - 24	T-2
T-3	-4	1/4	7/16 - 20	T-3
T-4	-5	5/16	1/2 - 20	T-4
T-5	-6	3/8	9/16 - 18	T-5
T-6	-	3/8	5/8 - 18	T-6
T-8	-8	1/2	3/4 - 16	T-8
T-10	-10	5/8	7/8 - 14	T-10
T-12X	-12	3/4	1 1/16 - 12	T-12X
T-14X	-16	1	1 5/16 - 12	T-14X
T-17-S	-20	1 1/4	1 5/8 - 12	T-17-S
T-19	-24	1 1/2	1 7/8 - 12	T-19
T-221	-28	1 3/4	2 1/4 - 12	T-221
T-240	-32	2	2 1/2 - 12	T-240

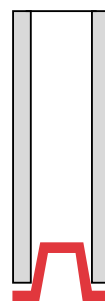
#### Recommended closures for threaded internal NPT fittings\*\*

Based on average tapped hole fit. It is suggested that sample Plugs be tried for size before ordering in quantity.



Caplug No.	NPT Size	Caplug No.
T-2X	1/8	T-2X
T-4	1/4	T-4
T-6X	3/8	T-6X
T-9	1/2	T-9
T-12X	3/4	T-12X
T-14	1	T-14
T-17-S	1 1/4	T-17-S
T-20-S	1 1/2	T-20-S
T-24-S	2	T-24-S
T-44	2 1/2	T-44
T-501	3	T-501
T-502	3 1/2	T-502
T-1070	4	T-1070
T-1086	5	T-1086
T-1103	6	T-1103

#### Recommended closures for unthreaded standard weight pipe (Schedule 40)\*\*



Caplug No.	Size	Caplug No.
T-1	1/8	T-1
T-2X	1/4	T-2X
T-5	3/8	T-5
T-7	1/2	T-7
T-10	3/4	T-10
T-13	1	T-13
T-16	1 1/4	T-16
T-18	1 1/2	T-18
T-220	2	T-220
T-250	2 1/2	T-250
T-53	3	T-53
T-1050	3 1/2	T-1050
T-1064	4	T-1064
T-1080	5	T-1080
T-1097	6	T-1097
T-1128	8	T-1128

\*\*For other tapered style plugs see:

Series	Pages
WW	94-95
W	96-97
WWX	96-97
SRP	108-109
PTP	102-103
L	98-99
CPT	98-99
VTP	120-121
TP	120-121

\*\*\*For threaded plugs see:

Series	Pages	Series	Pages
PDF	126-127	PDI	124-125
AFO	128-129	ADP	128-129
PD	126-127	PDO	124-125
ASP	128-129	PDE	124-125
RP	130-131	P	122-123
MSP	126-127	RPO	130-131
BSP	128-129	RPO-M	130-131





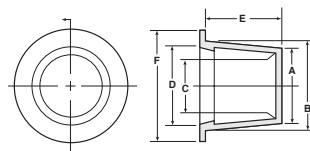
# non-threaded PLUGS



Applicable Specs.: MIL-C-5501/7 (MIL-C-52078), NAS-834

## T Series (cont.)

Caplug No.	Dimensions												Packaging				Caplug No.
	A		B		C		D		E		F		Standard Carton		Mini Pak Quantity		
	in	mm	in	mm	in	mm	in	mm	in	mm	in	mm	Shipping Wt. (Approx.) lbs	kgs		No. of Pieces	
T-21-A	1.738	44.15	2.163	54.94	1.668	42.37	2.093	53.16	1.18	29.97	2.31	58.68	13	5.8	1000	200	T-21-A
T-21	1.900	48.26	2.076	52.73	1.837	46.66	2.013	51.13	1.00	25.40	2.25	57.15	14	6.3	1000	200	T-21
T-220	1.975	50.17	2.132	54.15	1.913	48.59	2.070	52.58	1.00	25.40	2.25	57.15	13	5.8	1000	200	T-220
T-22-A	1.935	49.15	2.310	58.68	1.875	47.63	2.255	57.28	.85	21.59	2.47	62.74	12	5.4	1000	200	T-22-A
T-22-S	2.015	51.18	2.147	54.54	1.953	49.61	2.085	52.96	.75	19.05	2.31	58.68	12	5.4	1000	200	T-22-S
T-221	2.067	52.50	2.243	56.97	2.005	50.93	2.181	55.40	1.00	25.40	2.44	61.98	13	5.8	1000	200	T-221
T-230	2.136	54.26	2.312	58.73	2.074	52.68	2.250	57.15	1.00	25.40	2.56	65.03	15	6.8	1000	200	T-230
T-24-S	2.230	56.64	2.260	57.41	2.168	55.07	2.198	55.83	.50	12.70	2.50	63.50	12	5.4	1000	200	T-24-S
T-25-A	2.125	53.98	2.406	61.11	2.063	52.40	2.344	59.54	1.00	25.40	2.53	64.26	14	6.3	1000	200	T-25-A
T-240	2.298	58.37	2.464	62.59	2.235	56.77	2.401	60.99	1.00	25.40	2.63	66.80	10	4.5	500	100	T-240
T-250	2.395	60.84	2.602	66.09	2.333	59.26	2.540	64.52	1.03	26.16	2.81	71.38	10	4.5	500	100	T-250
T-33-A1	2.480	62.99	2.644	67.16	2.418	61.42	2.582	65.59	.63	16.00	2.78	70.61	14	6.3	1000	200	T-33-A1
T-33-A	2.307	58.60	2.650	67.31	2.245	57.03	2.588	65.74	1.25	31.75	2.78	70.61	10	4.5	500	100	T-33-A
T-43-A	2.457	62.41	2.750	69.85	2.395	60.84	2.688	68.28	1.00	25.40	2.88	73.15	11	4.9	500	100	T-43-A
T-43-X	2.555	64.90	2.690	68.33	2.493	63.32	2.628	66.75	.63	16.00	2.88	73.15	16	7.2	1000	200	T-43-X
T-44	2.641	67.08	2.790	70.87	2.579	65.51	2.728	69.29	.75	19.05	2.94	74.68	9	4.0	500	100	T-44
T-45-A	2.760	70.11	2.990	75.95	2.685	68.20	2.947	74.86	1.00	25.40	3.13	79.51	10	4.5	500	100	T-45-A
T-500	2.849	72.37	2.980	75.69	2.787	70.79	2.918	74.12	.75	19.05	3.25	82.55	10	4.5	500	100	T-500
T-53	2.975	75.57	3.103	78.82	2.915	74.04	3.041	77.24	.75	19.05	3.34	84.84	11	4.9	500	100	T-53
T-55-A	2.982	75.75	3.245	82.43	2.912	73.97	3.175	80.65	1.00	25.40	3.38	85.86	12	5.4	500	100	T-55-A
T-57-A	3.090	78.49	3.370	85.60	3.020	76.71	3.300	83.82	1.00	25.40	3.50	88.90	15	6.8	500	100	T-57-A
T-501	3.325	84.46	3.457	87.81	3.245	82.43	3.377	85.78	.75	19.05	3.63	92.21	9	4.0	250	50	T-501
T-96-A	3.270	83.06	3.562	90.48	3.200	81.28	3.492	88.70	1.13	28.70	3.69	93.73	9	4.0	250	50	T-96-A
T-1050	3.47	88.14	3.60	91.44	3.41	86.62	3.54	89.92	.75	19.05	3.88	98.56	16	7.2	500	100	T-1050
T-1051	3.55	90.17	3.73	94.75	3.48	88.40	3.66	92.97	1.00	25.40	4.00	101.60	10	4.5	250	50	T-1051
T-1052	3.68	93.48	3.80	96.52	3.61	91.70	3.73	94.75	.75	19.05	4.00	101.60	9	4.0	250	50	T-1052
T-502	3.79	96.27	3.92	99.57	3.71	94.24	3.84	97.54	.75	19.05	4.12	104.65	9	4.0	250	50	T-502
T-1063	3.93	99.83	4.07	103.38	3.86	98.05	4.00	101.60	.75	19.05	4.38	111.26	10	4.5	250	50	T-1063
T-1064	4.02	102.11	4.14	105.16	3.94	100.08	4.07	103.38	.75	19.05	4.53	115.07	11	4.9	250	50	T-1064
T-1067	4.09	103.89	4.32	109.73	4.01	101.86	4.24	107.70	1.25	31.75	4.62	117.35	25	11.2	250	50	T-1067
T-1070	4.27	108.46	4.43	112.53	4.18	106.18	4.34	110.24	.88	22.35	4.88	123.96	15	6.8	250	50	T-1070
T-1072	4.37	111.00	4.62	117.35	4.29	108.97	4.54	115.32	1.00	25.40	5.00	127.01	27	12.1	250	50	T-1072
T-1076	4.64	117.86	4.85	123.19	4.57	116.08	4.78	121.42	.88	22.35	5.25	133.36	25	11.2	250	50	T-1076
T-1078	4.79	121.67	4.97	126.24	4.71	119.64	4.89	124.21	1.00	25.40	5.38	136.66	16	7.2	250	50	T-1078
T-1079	4.91	124.72	5.09	129.29	4.83	122.69	5.01	127.26	1.00	25.40	5.50	139.71	15	6.8	250	50	T-1079
T-1080	4.99	126.75	5.20	132.09	4.92	124.97	5.10	129.55	1.00	25.40	5.63	143.01	16	7.2	250	50	T-1080
T-1084	5.18	131.58	5.36	136.15	5.11	129.80	5.29	134.37	1.00	25.40	5.88	149.36	19	8.6	250	50	T-1084
T-1086	5.33	135.39	5.49	139.45	5.21	132.34	5.37	136.40	.88	22.35	5.88	149.36	19	8.6	250	50	T-1086
T-1088	5.47	138.94	5.62	142.75	5.39	136.91	5.54	140.72	1.00	25.40	6.13	155.71	18	8.1	250	50	T-1088
T-1090	5.57	141.48	5.75	146.06	5.49	139.45	5.67	144.02	1.00	25.40	6.19	157.23	19	8.6	250	50	T-1090
T-1092	5.70	144.79	5.87	149.10	5.61	142.50	5.79	147.07	.98	24.89	6.25	158.76	19	8.6	250	50	T-1092
T-1097	6.01	152.66	6.18	156.98	5.92	150.37	6.10	154.95	1.00	25.40	6.62	168.15	19	8.6	250	50	T-1097
T-1100	6.18	156.98	6.35	161.30	6.09	154.69	6.26	159.01	1.00	25.40	6.75	171.46	10	4.5	100	20	T-1100
T-1103	6.40	162.57	6.56	166.63	6.33	160.79	6.49	164.85	.87	22.10	6.94	176.28	10	4.5	100	20	T-1103
T-1107	6.61	167.90	6.71	170.44	6.53	165.87	6.63	168.41	1.50	38.10	7.19	182.63	13	5.8	100	20	T-1107
T-1108-S	6.88	174.75	7.03	178.56	6.80	172.72	6.95	176.53	.50	12.70	7.67	194.82	12	5.4	100	20	T-1108-S
T-1109	7.05	179.08	7.12	180.86	6.97	177.04	7.06	179.33	1.00	25.40	7.63	193.81	14	6.3	100	20	T-1109
T-1110	7.34	186.44	7.65	194.32	7.26	184.41	7.56	192.03	1.00	25.40	7.94	201.68	13	5.8	100	20	T-1110
T-1120	7.66	194.57	7.84	199.14	7.58	192.54	7.76	197.11	1.00	25.40	8.12	206.26	12	5.4	100	20	T-1120
T-1128	7.97	202.45	8.14	206.76	7.88	200.16	8.05	204.48	1.00	25.40	8.38	212.86	13	5.8	100	20	T-1128
T-1133	8.15	207.02	8.35	212.10	8.05	204.48	8.25	209.56	1.38	35.05	8.75	222.26	10	4.5	50	10	T-1133
T-1137	8.40	213.37	8.60	218.45	8.30	210.83	8.50	215.91	1.38	35.05	9.00	228.61	10	4.5	50	10	T-1137
T-1139	8.67	220.23	8.73	221.75	8.55	217.18	8.60	218.45	1.50	38.10	9.13	231.91	11	4.9	50	10	T-1139
T-1142	9.06	230.12	9.36	237.85	8.89	225.81	9.24	234.70	1.75	44.45	9.86	250.44	13	5.8	50	10	T-1142
T-1143	10.79	274.07	11.10	281.89	10.62	269.75	10.91	277.11	1.75	44.45	11.60	294.64	19	8.6	40	8	T-1143
T-1146	11.11	282.19	11.46	290.96	10.78	273.79	11.37	288.70	2.00	50.80	11.96	303.78	20	9.1	40	8	T-1146
T-1314	12.79	324.87	13.14	333.71	12.48	316.99	12.92	328.24	2.00	50.80	13.64	346.46	21	9.5	30	6	T-1314
T-1360	13.25	336.55	13.60	345.36	12.96	329.18	13.18	334.70	2.00	50.80	14.10	358.14	22	10.0	30	6	T-1360



**WHEN PLUGGING**  
"B" Dim. must be at least 1% larger than hole to be plugged. Minimum .020".





# PLUGS non-threaded

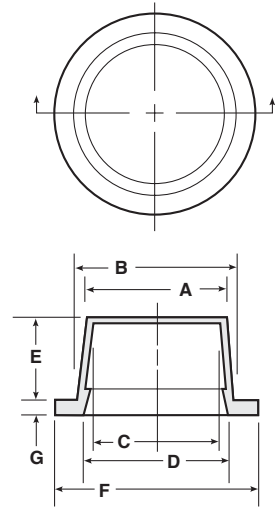
## WW Series Tapered Plugs with Wide, Thick Flanges



Accepted by the aircraft industry, Series WW Plugs are designed with a wide, thick flange to ensure against being erroneously forced "all-the-way-through" when used as a plug. Available in fifty-five sizes, this versatile part may easily be used as a cap or plug depending upon application.



**MATERIAL:** Low Density Polyethylene  
**COLOR:** Yellow



# non-threaded PLUGS



Applicable Specs.: NSA STND, NAS-816



**WHEN PLUGGING**  
 "B" Dim. must be at  
 least 1% larger than  
 hole to be plugged.  
 Minimum .020".


## WW Series

Caplug No.	Dimensions														Packaging				Caplug No.
	A		B		C		D		E		F		G		Standard Carton		Mini Pak Quantity		
	in	mm	in	mm	in	mm	in	mm	in	mm	in	mm	in	mm	Shipping Wt. (Approx.)	No. of Pieces			
														lbs	kgs				
WW-00	.116	2.95	.182	4.62	.053	1.35	.120	3.05	.37	9.40	.50	12.70	.09	2.29	5	2.2	5000	1000	WW-00
WW-0	.173	4.39	.240	6.10	.111	2.82	.177	4.50	.37	9.40	.56	14.22	.09	2.29	6	2.7	5000	1000	WW-0
WW-1	.236	5.99	.296	7.52	.174	4.42	.225	5.72	.31	7.87	.62	15.75	.09	2.29	6	2.7	5000	1000	WW-1
WW-2	.299	7.59	.365	9.27	.235	5.97	.302	7.67	.31	7.87	.68	17.27	.09	2.29	8	3.6	5000	1000	WW-2
WW-2X	.333	8.46	.392	9.96	.269	6.83	.319	8.10	.31	7.87	.72	18.29	.09	2.29	8	3.6	5000	1000	WW-2X
WW-3	.367	9.32	.418	10.62	.298	7.57	.354	8.99	.31	7.87	.75	19.05	.09	2.29	9	4.0	5000	1000	WW-3
WW-3X	.397	10.08	.447	11.35	.328	8.33	.383	9.73	.31	7.87	.78	19.81	.09	2.29	9	4.0	5000	1000	WW-3X
WW-4	.427	10.85	.475	12.07	.356	9.04	.409	10.39	.31	7.87	.81	20.57	.09	2.29	10	4.5	5000	1000	WW-4
WW-4X	.435	11.05	.509	12.93	.365	9.27	.439	11.15	.37	9.40	.83	21.08	.09	2.29	11	4.9	5000	1000	WW-4X
WW-5	.481	12.22	.547	13.89	.409	10.39	.493	12.52	.37	9.40	.87	22.10	.09	2.29	12	5.4	5000	1000	WW-5
WW-5X	.500	12.70	.563	14.30	.440	11.18	.500	12.70	.37	9.40	.89	22.61	.09	2.29	13	5.8	5000	1000	WW-5X
WW-6	.530	13.46	.615	15.62	.468	11.89	.547	13.89	.37	9.40	.94	23.88	.09	2.29	14	6.3	5000	1000	WW-6
WW-6X	.560	14.22	.631	16.03	.497	12.62	.579	14.71	.41	10.41	.97	24.64	.09	2.29	15	6.8	5000	1000	WW-6X
WW-7	.590	14.99	.667	16.94	.518	13.16	.605	15.37	.44	11.18	1.00	25.40	.09	2.29	16	7.2	5000	1000	WW-7
WW-7X	.610	15.49	.687	17.45	.548	13.92	.635	16.13	.44	11.18	1.03	26.16	.09	2.29	16	7.2	5000	1000	WW-7X
WW-8	.628	15.95	.725	18.42	.558	14.17	.662	16.82	.44	11.18	1.06	26.93	.09	2.29	17	7.6	5000	1000	WW-8
WW-8X	.658	16.71	.750	19.05	.588	14.94	.687	17.45	.44	11.18	1.09	27.69	.09	2.29	18	8.1	5000	1000	WW-8X
WW-9	.690	17.53	.775	19.69	.620	15.75	.721	18.31	.47	11.94	1.12	28.45	.09	2.29	19	8.6	5000	1000	WW-9
WW-9X	.725	18.42	.812	20.63	.663	16.84	.761	19.33	.50	12.70	1.16	29.47	.09	2.29	21	9.4	5000	1000	WW-9X
WW-10	.755	19.18	.870	22.10	.693	17.60	.808	20.52	.50	12.70	1.18	29.97	.09	2.29	21	9.4	5000	1000	WW-10
WW-11	.820	20.83	.930	23.62	.755	19.18	.865	21.97	.53	13.46	1.25	31.75	.09	2.29	24	10.8	2500	500	WW-11
WW-11X	.825	20.96	.929	23.60	.763	19.38	.878	22.30	.56	14.22	1.25	31.75	.09	2.29	23	10.3	2500	500	WW-11X
WW-12	.867	22.02	.975	24.77	.805	20.45	.913	23.19	.56	14.22	1.28	32.51	.09	2.29	26	11.7	2500	500	WW-12
WW-12X	.915	23.24	1.035	26.29	.840	21.34	.960	24.38	.63	16.00	1.34	34.04	.09	2.29	16	7.2	2500	500	WW-12X
WW-13	.984	24.99	1.105	28.07	.919	23.34	1.040	26.42	.66	16.76	1.44	36.58	.09	2.29	16	7.2	2500	500	WW-13
WW-13B	1.094	27.79	1.215	30.86	1.031	26.19	1.132	28.75	.69	17.53	1.56	39.63	.09	2.29	18	8.1	2500	500	WW-13B
WW-14	1.110	28.20	1.233	31.32	1.043	26.49	1.157	29.39	.66	16.76	1.56	39.63	.09	2.29	19	8.6	2500	500	WW-14
WW-14X	1.150	29.21	1.284	32.61	1.108	28.14	1.205	30.61	.66	16.76	1.56	39.63	.09	2.29	18	8.1	2500	500	WW-14X
WW-15	1.237	31.42	1.382	35.10	1.167	29.64	1.288	32.72	.66	16.76	1.68	42.67	.09	2.29	21	9.4	2500	500	WW-15
WW-16	1.312	33.33	1.465	37.21	1.249	31.73	1.364	34.65	.81	20.57	1.84	46.74	.12	3.05	13	5.8	1000	200	WW-16
WW-16X	1.416	35.97	1.516	38.51	1.354	34.33	1.462	37.14	.69	17.53	1.75	44.45	.12	3.05	11	4.9	1000	200	WW-16X
WW-17	1.452	36.88	1.603	40.72	1.377	34.98	1.503	38.18	.63	16.00	1.94	49.28	.12	3.05	13	5.8	1000	200	WW-17
WW-18	1.580	40.13	1.714	43.54	1.515	38.48	1.649	41.89	.63	16.00	2.06	52.33	.12	3.05	13	5.8	1000	200	WW-18
WW-19	1.730	43.94	1.887	47.93	1.650	41.91	1.780	45.21	.63	16.00	2.31	58.68	.12	3.05	17	7.6	1000	200	WW-19
WW-200	1.810	45.98	1.975	50.17	1.730	43.94	1.895	48.13	.63	16.00	2.38	60.45	.12	3.05	18	8.1	1000	200	WW-200
WW-210	1.850	46.99	2.020	51.31	1.788	45.42	1.917	48.69	1.00	25.40	2.44	61.98	.12	3.05	11	4.9	500	100	WW-210
WW-21	1.927	48.95	2.058	52.28	1.857	47.17	1.988	50.50	.63	16.00	2.38	60.45	.12	3.05	17	7.6	1000	200	WW-21
WW-221	2.079	52.81	2.228	56.59	2.015	51.18	2.132	54.15	0.99	25.15	2.63	66.80	.12	3.05	12	5.4	500	100	WW-221
WW-230	2.136	54.26	2.312	58.73	2.074	52.68	2.250	57.15	1.00	25.40	2.75	69.85	.12	3.05	12	5.4	500	100	WW-230
WW-25A	2.125	53.98	2.406	61.11	2.063	52.40	2.344	59.54	1.00	25.40	2.69	68.33	.12	3.05	12	5.4	500	100	WW-25A
WW-240	2.298	58.37	2.464	62.59	2.235	56.77	2.370	60.20	1.00	25.40	2.88	73.15	.12	3.05	14	6.3	500	100	WW-240
WW-250	2.395	60.84	2.602	66.09	2.333	59.26	2.500	63.50	1.13	28.70	3.00	76.20	.12	3.05	14	6.3	500	100	WW-250
WW-33A	2.305	58.55	2.620	66.55	2.245	57.03	2.560	65.03	1.25	31.75	3.06	77.73	.12	3.05	8	3.6	250	50	WW-33A
WW-43A	2.475	62.87	2.725	69.22	2.405	61.09	2.650	67.31	.91	23.11	3.16	80.27	.12	3.05	8	3.6	250	50	WW-43A
WW-44	2.638	67.01	2.759	70.08	2.568	65.23	2.661	67.59	.69	17.53	3.22	81.79	.12	3.05	14	6.3	500	100	WW-44
WW-45A	2.685	68.20	2.955	75.06	2.623	66.63	2.916	74.07	1.00	25.40	3.44	87.38	.12	3.05	8	3.6	250	50	WW-45A
WW-53	3.002	76.25	3.129	79.48	2.939	74.65	3.042	77.27	.75	19.05	3.56	90.42	.12	3.05	9	4.0	250	50	WW-53
WW-55A	2.990	75.95	3.250	82.55	2.920	74.17	3.150	80.01	1.00	25.40	3.75	95.25	.12	3.05	11	4.9	250	50	WW-55A
WW-57A	3.090	78.49	3.370	85.60	3.020	76.71	3.322	84.38	1.00	25.40	3.81	96.78	.12	3.05	10	4.5	250	50	WW-57A
WW-96A	3.225	81.92	3.562	90.48	3.155	80.14	3.517	89.34	1.12	28.45	4.00	101.60	.12	3.05	11	4.9	250	50	WW-96A
WW-501	3.325	84.46	3.457	87.81	3.245	82.43	3.382	85.91	.75	19.05	3.88	98.56	.12	3.05	10	4.5	250	50	WW-501
WW-502	3.790	96.27	3.920	99.57	3.710	94.24	3.840	97.54	.75	19.05	4.34	110.24	.12	3.05	13	5.8	250	50	WW-502
WW-1064	4.011	101.88	4.135	105.03	3.937	100.00	4.061	103.15	.75	19.05	4.62	117.35	.12	3.05	6	2.7	100	20	WW-1064
WW-1076	4.640	117.86	4.815	122.30	4.570	116.08	4.685	119.00	.88	22.35	5.17	131.32	.12	3.05	7	3.1	100	20	WW-1076
WW-1107	6.611	167.92	6.683	169.75	6.530	165.86	6.630	168.40	1.43	36.32	7.12	180.85	.12	3.05	13	5.8	100	20	WW-1107



# PLUGS non-threaded

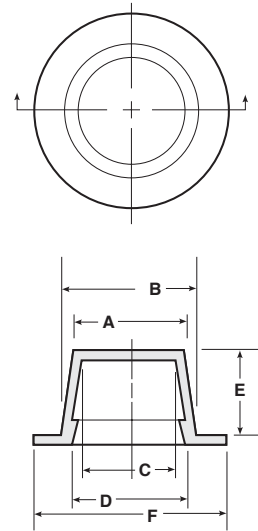
## W Series Tapered Plugs with Wide Flanges



Featuring a wider flange than standard Tapered Plugs, the Series W offers added protection for bearing surfaces, and cannot be accidentally pushed all the way into or through an opening being plugged.



MATERIAL: Low Density Polyethylene  
COLOR\*: Red



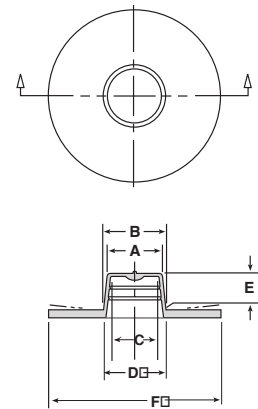
## WWX Series Tapered Plugs with Extra-Wide, Extra-Thick Flanges



Accepted by the aircraft industry, Series WWX has an extra-wide flange providing extended visibility. This dummy-proof design prevents the mating component from being installed without first removing the plug. Available in thirteen sizes, this versatile part may easily be used as a cap or plug depending on application.



MATERIAL: Low Density Polyethylene  
COLOR\*: Yellow





**WHEN PLUGGING**  
"B" Dim. must be at least 1% larger than hole to be plugged.  
Minimum .020".

## W Series

Caplug No.	Dimensions												Packaging				Caplug No.
	A		B		C		D		E		F		Standard Carton		Mini Pak Quantity		
	in	mm	in	mm	in	mm	in	mm	in	mm	in	mm	Shipping Wt. (Approx.) lbs	kgs		No. of Pieces	
W-0	.173	4.39	.240	6.10	.111	2.82	.177	4.50	.38	9.65	.56	14.22	3	1.3	5000	1000	W-0
W-1	.240	6.10	.315	8.00	.183	4.65	.245	6.22	.36	9.14	.62	15.75	4	1.8	5000	1000	W-1
W-2	.302	7.67	.375	9.53	.240	6.10	.303	7.70	.38	9.65	.69	17.53	5	2.2	5000	1000	W-2
W-3	.360	9.14	.425	10.80	.298	7.57	.363	9.22	.38	9.65	.75	19.05	6	2.7	5000	1000	W-3
W-4	.425	10.80	.480	12.19	.363	9.22	.418	10.62	.38	9.65	.81	20.57	7	3.1	5000	1000	W-4
W-5	.472	11.99	.540	13.72	.410	10.41	.478	12.14	.44	11.18	.88	22.35	8	3.6	5000	1000	W-5
W-6	.536	13.61	.615	15.62	.474	12.04	.553	14.05	.44	11.18	.94	23.88	10	4.5	5000	1000	W-6
W-7	.590	14.99	.670	17.02	.528	13.41	.608	15.44	.50	12.70	1.00	25.40	11	4.9	5000	1000	W-7
W-8	.643	16.33	.726	18.44	.581	14.76	.662	16.82	.50	12.70	1.03	26.16	12	5.4	5000	1000	W-8
W-9	.683	17.35	.785	19.94	.621	15.77	.723	18.36	.53	13.46	1.13	28.70	14	6.3	5000	1000	W-9
W-10	.765	19.43	.865	21.97	.703	17.86	.803	20.40	.56	14.22	1.19	30.23	15	6.8	5000	1000	W-10
W-11	.820	20.83	.930	23.62	.758	19.25	.868	22.05	.59	14.99	1.25	31.75	18	8.1	5000	1000	W-11
W-12	.872	22.15	.977	24.82	.810	20.57	.916	23.27	.59	14.99	1.31	33.28	11	4.9	2500	500	W-12
W-13	.975	24.77	1.104	28.04	.913	23.19	1.042	26.47	.72	18.29	1.44	36.58	14	6.3	2500	500	W-13
W-14	1.158	29.41	1.275	32.39	1.096	27.84	1.213	30.81	.72	18.29	1.56	39.63	15	6.8	2500	500	W-14
W-14X	1.175	29.85	1.284	32.61	1.120	28.45	1.229	31.22	.63	16.00	1.67	42.42	14	6.3	2500	500	W-14X
W-15	1.243	31.57	1.375	34.93	1.181	30.00	1.313	33.35	.72	18.29	1.69	42.93	17	7.6	2500	500	W-15
W-16	1.312	33.33	1.475	37.47	1.250	31.75	1.413	35.89	.88	22.35	1.81	45.98	9	4.0	1000	200	W-16
W-16X	1.517	38.53	1.600	40.64	1.432	36.37	1.514	38.46	.49	12.34	2.26	57.30	17	7.6	2000	400	W-16X
W-17	1.455	36.96	1.615	41.02	1.393	35.38	1.553	39.45	.72	18.29	1.94	49.28	9	4.0	1000	200	W-17
W-18	1.575	40.01	1.685	42.80	1.513	38.43	1.623	41.23	.69	17.53	2.00	50.80	10	4.5	1000	200	W-18
W-19	1.735	44.07	1.900	48.26	1.673	42.50	1.838	46.69	.72	18.29	2.22	56.39	12	5.4	1000	200	W-19
W-20	1.810	45.98	1.950	49.53	1.748	44.40	1.888	47.96	.69	17.53	2.31	58.68	13	5.8	1000	200	W-20
W-21	1.945	49.40	2.100	53.34	1.883	47.83	2.038	51.77	.69	17.53	2.44	61.98	14	6.3	1000	200	W-21

## WWX Series

Caplug No.	Dimensions												Packaging				Caplug No.
	A		B		C		D		E		F		Standard Carton		Mini Pak Quantity		
	in	mm	in	mm	in	mm	in	mm	in	mm	in	mm	Shipping Wt. (Approx.) lbs	kgs		No. of Pieces	
WWX-8	0.628	15.950	0.725	18.42	0.566	14.38	0.643	16.33	0.44	11.18	2.23	56.64	14	6.4	1000	200	WWX-8
WWX-10	0.755	19.180	0.870	22.10	0.686	17.42	0.788	20.02	0.50	12.70	2.37	60.20	15	6.8	1000	200	WWX-10
WWX-12	0.867	22.020	0.975	24.77	0.798	20.27	0.889	22.58	0.56	14.22	2.48	62.99	16	7.3	1000	200	WWX-12
WWX-13	0.984	24.990	1.105	28.07	0.909	23.09	1.014	25.76	0.66	16.76	2.61	66.29	18	8.2	1000	200	WWX-13
WWX-14	1.110	28.200	1.253	31.83	1.046	26.57	1.171	29.74	0.66	16.76	2.73	69.34	11	5.0	500	100	WWX-14
WWX-15	1.237	31.420	1.382	35.10	1.171	29.74	1.291	32.79	0.66	16.76	2.88	73.15	18	8.2	800	160	WWX-15
WWX-16	1.312	33.320	1.465	37.21	1.243	31.57	1.375	34.93	0.66	16.76	2.97	75.44	19	8.6	800	160	WWX-16
WWX-17	1.452	36.880	1.603	40.72	1.387	35.23	1.519	38.58	0.66	16.76	3.10	78.74	18	8.2	700	140	WWX-17
WWX-18	1.580	40.130	1.714	43.54	1.513	38.43	1.624	41.25	0.66	16.76	3.21	81.53	19	8.6	700	140	WWX-18
WWX-21	1.927	48.950	2.058	52.27	1.867	47.42	1.973	50.11	0.66	16.76	3.56	90.42	19	8.6	600	120	WWX-21
WWX-230	2.120	53.850	2.290	58.17	2.036	51.71	2.210	56.13	1.00	25.40	3.79	96.27	12	5.4	300	60	WWX-230
WWX-250	2.395	60.830	2.602	66.09	2.322	58.98	2.530	64.26	1.13	28.70	4.10	104.14	10	4.5	200	40	WWX-250
WWX-44	2.638	67.010	2.795	70.99	2.547	64.69	2.670	67.82	1.13	28.70	4.26	108.20	11	5.0	200	40	WWX-44



**WHEN PLUGGING**  
"B" Dim. must be at least 1% larger than hole to be plugged.  
Minimum .020".



# PLUGS non-threaded

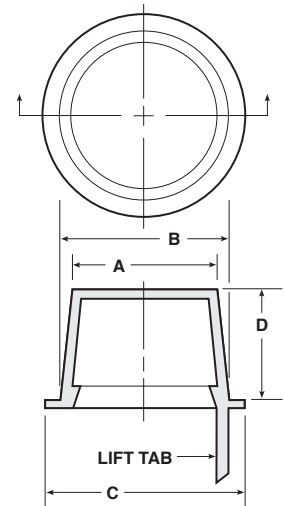
## L Series Lift-Tab Tapered Plugs



Having the same dimensions as standard Tapered Capplugs of like size, Series L Plugs offer the added convenience of an integral lift-tab which facilitates their removal. Since it extends above the plug body, the tab is easy to grasp. This is particularly advantageous with plugs in the smaller sizes and those installed in tight quarters or difficult to reach locations. A bead molded on the tab affords a positive grip. Pulling the tab exerts an off-center force which breaks the seal between plug and wall of opening, permitting instant withdrawal.



**MATERIAL:** Low Density Polyethylene  
**COLOR\*:** Red



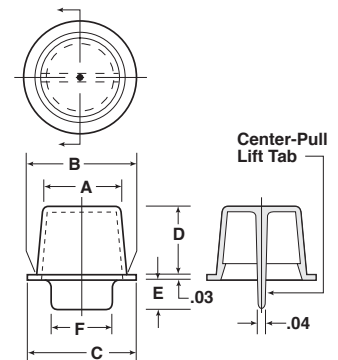
## CPT Series Center-Pull Tab Tapered Plugs



Series CPT Plugs have the same configuration and dimensions of standard Tapered Capplugs but with an integral center-pull tab which facilitates insertion and removal of the plug. The tab extends well above the plug body, making it easy to grasp. Since the tab is molded fully into the end and side walls of the plug, it will not break off during plug removal. The concentric design of the CPT allows a straight-pull removal without disturbing O-ring fittings.



**MATERIAL:** Low Density Polyethylene  
**COLOR\*:** Red





## L Series

Caplug No.	Dimensions								Packaging				Caplug No.
	A		B		C		D		Standard Carton			Mini Pak Quantity	
	in	mm	in	mm	in	mm	in	mm	Shipping Wt. (Approx.)		No. of Pieces		
								lbs	kgs				
L-1	.236	5.99	.302	7.67	.44	11.18	.38	9.65	3	1.3	5000	1000	L-1
L-1X	.267	6.78	.335	8.51	.47	11.94	.38	9.65	3	1.3	5000	1000	L-1X
L-2	.299	7.59	.365	9.27	.50	12.70	.38	9.65	4	1.8	5000	1000	L-2
L-2X	.330	8.38	.396	10.06	.53	13.46	.38	9.65	5	2.2	5000	1000	L-2X
L-3	.361	9.17	.427	10.85	.56	14.22	.38	9.65	4	1.8	5000	1000	L-3
L-3X	.390	9.91	.456	11.58	.59	14.99	.38	9.65	4	1.8	5000	1000	L-3X
L-4	.419	10.64	.485	12.32	.62	15.75	.38	9.65	6	2.7	5000	1000	L-4
L-4X	.447	11.35	.513	13.03	.66	16.76	.38	9.65	6	2.7	5000	1000	L-4X
L-5	.471	11.96	.547	13.89	.69	17.53	.44	11.18	6	2.7	5000	1000	L-5
L-5X	.500	12.70	.576	14.63	.72	18.29	.44	11.18	8	3.6	5000	1000	L-5X
L-6	.532	13.51	.608	15.44	.75	19.05	.44	11.18	7	3.1	5000	1000	L-6
L-6X	.550	13.97	.631	16.03	.75	19.05	.47	11.94	9	4.0	5000	1000	L-6X
L-7	.580	14.73	.667	16.94	.81	20.57	.50	12.70	8	3.6	5000	1000	L-7
L-7X	.610	15.49	.695	17.65	.84	21.34	.50	12.70	10	4.5	5000	1000	L-7X
L-8	.640	16.26	.727	18.47	.88	22.35	.50	12.70	10	4.5	5000	1000	L-8
L-8W	.643	16.33	.726	18.44	1.03	26.16	.50	12.70	11	4.9	5000	1000	L-8W
L-8X	.675	17.15	.755	19.18	.88	22.35	.50	12.70	11	4.9	5000	1000	L-8X
L-9	.690	17.53	.788	20.02	.94	23.88	.56	14.22	13	5.8	5000	1000	L-9
L-9X	.725	18.42	.823	20.91	.97	24.64	.56	14.22	13	5.8	5000	1000	L-9X
L-10	.750	19.05	.848	21.54	1.00	25.40	.56	14.22	13	5.8	5000	1000	L-10
L-11	.802	20.37	.911	23.14	1.06	26.93	.62	15.75	16	7.2	5000	1000	L-11
L-11X	.815	20.70	.930	23.62	1.09	27.69	.62	15.75	16	7.2	5000	1000	L-11X
L-12	.866	21.99	.975	24.77	1.12	28.45	.62	15.75	15	6.8	5000	1000	L-12
L-12X	.915	23.24	1.040	26.42	1.16	29.47	.68	17.27	15	6.8	5000	1000	L-12X
L-13A	.960	24.38	1.047	26.59	1.19	30.23	.50	12.70	18	8.2	5000	1000	L-13A
L-13	.964	24.49	1.090	27.69	1.25	31.75	.75	19.05	13	5.8	2500	500	L-13
L-13X	.995	25.27	1.145	29.08	1.31	33.28	.75	19.05	13	5.8	2500	500	L-13X
L-14	1.094	27.79	1.215	30.86	1.41	35.82	.75	19.05	14	6.3	2500	500	L-14
L-14X	1.175	29.85	1.284	32.61	1.44	36.58	.62	15.75	13	5.8	2500	500	L-14X
L-15X	1.235	31.37	1.360	34.55	1.50	38.10	.81	20.57	17	7.6	2500	500	L-15X
L-16	1.312	33.33	1.465	37.21	1.62	41.15	.88	22.35	8	3.6	1000	200	L-16
L-17	1.447	36.76	1.600	40.64	1.75	44.45	.88	22.35	9	4.0	1000	200	L-17
L-18	1.560	39.63	1.682	42.72	1.88	47.75	.75	19.05	10	4.5	1000	200	L-18
L-18X	1.630	41.40	1.750	44.45	1.94	49.28	.75	19.05	10	4.5	1000	200	L-18X
L-19	1.750	44.45	1.880	47.75	2.00	50.80	.75	19.05	9	4.0	1000	200	L-19
L-20	1.780	45.21	1.950	49.53	2.12	53.85	1.00	25.40	10	4.5	1000	200	L-20
L-210	1.844	46.84	2.000	50.80	2.12	53.85	1.00	25.40	11	4.9	1000	200	L-210
L-21	1.900	48.26	2.076	52.73	2.25	57.15	1.00	25.40	13	5.8	1000	200	L-21

## CPT Series

Caplug No.	Dimensions												Packaging				Caplug No.
	A		B		C		D		E		F		Standard Carton			Mini Pak Quantity	
	in	mm	in	mm	in	mm	in	mm	in	mm	in	mm	Shipping Wt. (Approx.)		No. of Pieces		
													lbs	kgs			
CPT-1	.236	5.99	.302	7.67	.44	11.18	.38	9.65	.38	9.65	.13	3.30	5	2.3	5000	1000	CPT-1
CPT-2	.299	7.59	.365	9.27	.50	12.70	.38	9.65	.38	9.65	.19	4.83	6	2.7	5000	1000	CPT-2
CPT-2X	.330	8.38	.396	10.06	.53	13.46	.38	9.65	.38	9.65	.23	5.84	6	2.7	5000	1000	CPT-2X
CPT-2XW	.330	8.38	.396	10.06	.73	18.54	.38	9.65	.38	9.65	.23	5.84	7	3.2	5000	1000	CPT-2XW
CPT-3	.361	9.17	.427	10.85	.56	14.22	.38	9.65	.38	9.65	.25	6.35	7	3.2	5000	1000	CPT-3
CPT-4	.419	10.64	.485	12.32	.62	15.75	.38	9.65	.38	9.65	.31	7.87	8	3.6	5000	1000	CPT-4
CPT-4X	.465	11.81	.524	13.31	.76	19.30	.38	9.65	.38	9.65	.33	8.38	9	4.1	5000	1000	CPT-4X
CPT-5	.471	11.96	.547	13.89	.69	17.53	.44	11.18	.38	9.65	.37	9.40	9	4.1	5000	1000	CPT-5
CPT-6	.532	13.51	.608	15.44	.75	19.05	.44	11.18	.31	7.87	.43	10.92	10	4.5	5000	1000	CPT-6
CPT-6W-LT	.549	13.94	.598	15.19	1.00	25.40	.38	9.65	.75	19.05	.38	9.65	14	6.4	5000	1000	CPT-6W-LT
CPT-6X	.550	13.97	.631	16.03	.75	19.05	.47	11.94	.25	6.35	.45	11.43	11	5.0	5000	1000	CPT-6X
CPT-9	.690	17.53	.788	20.02	.94	23.88	.56	14.22	.25	6.35	.50	12.70	15	6.8	5000	1000	CPT-9
CPT-12X	.915	23.24	1.040	26.42	1.16	29.46	.68	17.27	.25	6.35	.50	12.70	24	10.9	5000	1000	CPT-12X
CPT-14X	1.150	29.21	1.274	32.36	1.55	39.37	.50	12.70	.50	12.70	.82	20.83	15	6.8	2000	400	CPT-14X
CPT-24S	2.230	56.64	2.270	57.66	2.50	63.50	.50	12.70	.21	5.33	.80	20.32	12	5.4	1000	200	CPT-24S




# PLUGS non-threaded

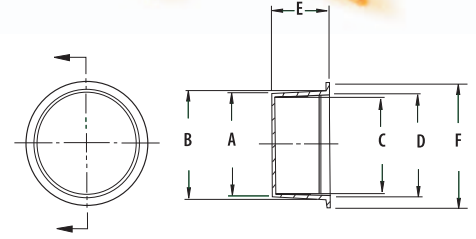
## TV Series Flexible Vinyl Tapered Plugs

The TV series feature an injection-molded vinyl tapered design that can be used as a cap or a plug. Using an A-80 Shore durometer (hardness) vinyl, these caps resist tearing, cracking, splitting and shredding. Highly flexible, they enable snug fits even with smaller dimensions and irregular shapes; they are also easy to remove.

Because vinyl is resistant to heat, this series is ideal for masking applications during painting, plating, shot blasting and powder coating.



**MATERIAL:** Vinyl  
**COLOR\*:** Red (80 durometer)



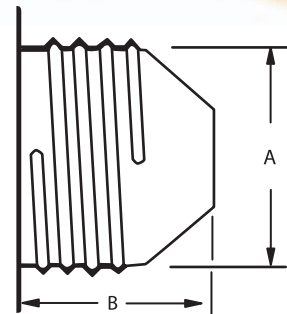
## ETV Series Flexible Vinyl External Thread Plugs

Series ETV external thread plugs are injection-molded vinyl. These flexible plugs can be easily pushed in and removed with no threading required. External threads hold plugs securely in place.

Because vinyl is resistant to heat, abrasion and most organic chemicals, series ETV is ideal for masking applications during painting, plating and powder coating.



**MATERIAL:** Vinyl  
**COLOR\*:** Red (80 durometer)



NEW

NEW





## TV Series

Caplug No.	Dimensions												Packaging				Caplug No.
	A		B		C		D		E		F		Standard Carton		Mini Pak Quantity		
	in	mm	in	mm	in	mm	in	mm	in	mm	in	mm	Shipping Wt. (Approx.) lbs	kgs		No. of Pieces	
TV-1	0.230	5.84	0.265	6.73	0.180	4.57	0.200	5.08	0.35	8.76	0.38	9.65	6	2.7	10000	1000	TV-1
TV-2	0.300	7.62	0.363	9.22	0.218	5.54	0.295	7.49	0.38	9.65	0.50	12.70	7	3.2	8500	1000	TV-2
TV-3	0.348	8.84	0.386	9.80	0.260	6.60	0.304	7.72	0.37	9.40	0.50	12.70	9	4.1	7500	1000	TV-3
TV-4	0.381	9.68	0.436	11.07	0.304	7.72	0.374	9.50	0.38	9.65	0.56	14.22	13	5.9	10000	1000	TV-4
TV-4A	0.404	10.26	0.463	11.76	0.338	8.59	0.392	9.96	0.44	11.18	0.59	14.99	14	6.4	10000	1000	TV-4A
TV-4B	0.468	11.89	0.505	12.83	0.408	10.36	0.436	11.07	0.50	12.70	0.62	15.75	10	4.5	7500	1000	TV-4B
TV-5	0.433	11.00	0.498	12.65	0.365	9.27	0.441	11.20	0.44	11.18	0.67	17.02	12	5.4	7500	1000	TV-5
TV-6	0.510	12.95	0.550	13.97	0.460	11.68	0.510	12.95	0.46	11.76	0.75	19.05	11	5.0	1400	280	TV-6
TV-6A	0.569	14.45	0.618	15.70	0.487	12.37	0.540	13.72	0.50	12.70	0.75	19.05	6	2.7	1700	340	TV-6A
TV-7	0.577	14.66	0.636	16.15	0.506	12.85	0.570	14.48	0.53	13.46	0.79	20.07	16	7.3	6000	1000	TV-7
TV-248	0.628	15.95	0.775	19.69	0.570	14.48	0.697	17.70	0.75	19.05	0.90	22.86	17	7.7	3750	750	TV-248
TV-8-TAB	0.686	17.42	0.754	19.15	0.624	15.85	0.680	17.27	0.62	15.75	0.96	24.38	18	8.2	4500	900	TV-8-TAB
TV-8P	0.665	16.89	0.735	18.67	0.590	14.99	0.655	16.64	0.50	12.70	1.00	25.40	21	9.5	6000	1000	TV-8P
TV-8J	0.724	18.39	0.765	19.43	0.630	16.00	0.710	18.03	0.51	12.95	0.98	24.89	21	9.5	6000	1000	TV-8J
TV-9-TAB	0.757	19.23	0.808	20.52	0.698	17.73	0.744	18.90	0.63	16.00	0.96	24.38	14	6.4	3500	700	TV-9-TAB
TV-10-TAB	0.813	20.65	0.884	22.45	0.745	18.92	0.837	21.26	0.53	13.46	1.20	30.48	16	7.3	3500	700	TV-10-TAB
TV-11	0.842	21.39	0.895	22.73	0.772	19.61	0.850	21.59	0.64	16.26	1.07	27.18	27	12.2	4000	800	TV-11
TV-11A	0.930	23.62	0.955	24.26	0.850	21.59	0.885	22.48	0.58	14.61	1.23	31.24	27	12.2	4000	800	TV-11A
TV-11P	0.860	21.84	0.920	23.37	0.775	19.69	0.870	22.10	0.68	17.15	1.06	26.92	25	11.3	4000	800	TV-11P
TV-12	0.993	25.22	1.106	28.09	0.925	23.50	1.044	26.52	0.78	19.81	1.37	34.80	16	7.3	2500	500	TV-12
TV-12P	0.865	21.97	0.925	23.50	0.810	20.57	0.885	22.48	0.68	17.15	1.17	29.72	19	8.6	4000	800	TV-12P
TV-13-TAB	1.031	26.19	1.164	29.57	0.950	24.13	1.090	27.69	0.80	20.32	1.30	33.02	21	9.5	2250	450	TV-13-TAB
TV-14	1.121	28.47	1.183	30.05	1.040	26.42	1.128	28.65	0.78	19.81	1.46	37.08	18	8.2	2000	400	TV-14
TV-14A-TAB	1.600	40.64	1.200	30.48	1.090	27.69	1.195	30.35	0.78	19.81	1.47	37.34	24	10.9	2500	500	TV-14A-TAB
TV-15	1.343	34.11	1.393	35.38	1.253	31.83	1.314	33.38	0.88	22.35	1.63	41.40	18	8.2	1200	240	TV-15
TV-16	1.301	33.05	1.367	34.72	1.221	31.01	1.291	32.79	0.75	19.05	1.58	40.13	18	8.2	1500	300	TV-16
TV-16A	1.330	33.78	1.468	37.29	1.265	32.13	1.402	35.61	0.94	23.88	1.69	42.93	14	6.4	1500	300	TV-16A
TV-17S-TAB	1.510	38.35	1.595	40.51	1.450	36.83	1.510	38.35	0.50	12.70	1.75	44.45	15	6.8	2000	400	TV-17S-TAB
TV-19	1.506	38.25	1.560	39.62	1.434	36.42	1.494	37.95	0.75	19.05	1.85	46.99	19	8.6	1500	300	TV-19
TV-19A	1.773	45.03	1.871	47.52	1.667	42.34	1.774	45.06	0.66	16.76	2.10	53.34	23	10.4	1200	240	TV-19A
TV-20	1.610	40.89	1.690	42.93	1.540	39.12	1.600	40.64	0.75	19.05	1.82	46.10	26	11.8	1500	300	TV-20
TV-20A	1.812	46.02	1.950	49.53	1.716	43.59	1.900	48.26	1.06	26.92	2.18	55.37	32	14.5	1500	300	TV-20A
TV-21H	1.900	48.26	2.025	51.44	1.825	46.36	1.940	49.28	1.06	26.92	2.45	62.23	22	10.0	800	160	TV-21H

## ETV Series

Caplug No.	Dimensions						Packaging				Caplug No.
	To Plug thread size in	A		B		Standard Carton		Mini Pak Quantity			
		in	mm	in	mm	Shipping Wt. (Approx.) lbs	kgs		No. of Pieces		
ETV-4	7/16-20	0.438	11.13	0.438	11.13	12	5.4	7500	1000	ETV-4	
ETV-5	1/2-20	0.500	12.70	0.500	12.70	16	7.3	7500	1000	ETV-5	
ETV-6	9/16-18	0.563	14.30	0.500	12.70	14	6.4	6000	1000	ETV-6	
ETV-8	3/4-16	0.750	19.05	0.625	15.88	25	11.3	5500	1000	ETV-8	
ETV-10	7/8-14	0.875	22.23	0.688	17.48	24	10.9	4000	800	ETV-10	
ETV-12	1-1/16-12	1.047	26.59	0.750	19.05	22	10.0	2800	560	ETV-12	
ETV-16	1-5/16-12	1.281	32.54	0.875	22.23	27	12.2	2000	400	ETV-16	



# PLUGS non-threaded

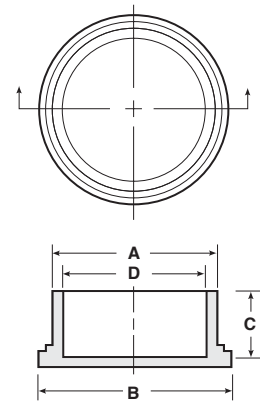
## EP Series Plugs for Threaded Connectors



Made to serve as dust and protective closures for threaded connectors, Series EP Plugs are designed for easy application and removal in areas not readily accessible. They can be installed to fit threaded or smooth cylindrical surfaces.



**MATERIAL:** Low Density Polyethylene  
**COLOR:** Yellow



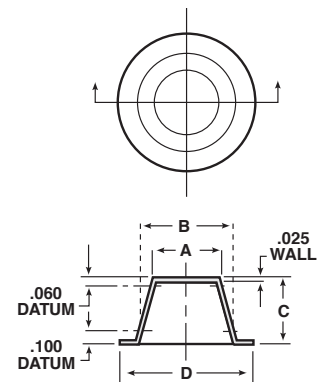
## PTP Series Tapered Paper Plugs

Manufactured from natural paper which is 100% recyclable, PTP Series Paper Plugs are the answer for applications requiring "environmentally-friendly" components. The special paper used in the manufacture of Paper Capplugs is formulated from a blend of 90% virgin pulp and 10% post-consumer recycled paper.

These closures will withstand intermittent temperatures up to 400°F (204°C), making them ideal for high-temperature applications which may degrade typical plastic plugs. The flexibility and tapered design of the PTP Series allow quick, easy installation and removal.

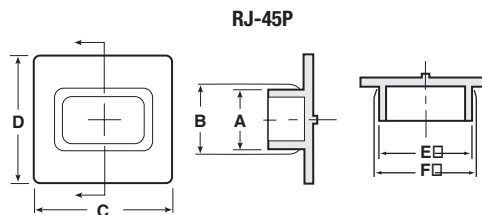



**MATERIAL:** 90 lb. Paperboard  
**COLOR:** Natural (Brown)



## RJ Series Telephone Jack Plug

Contact factory for information on black conductive polyethylene plugs for protecting RJ telephone-type connecting jacks on computers.



**MATERIAL:** Conductive Polyethylene  
**COLOR:** Black



Applicable Specs.: MS-90376-Y, MS-25177, NAS-820, NAS-837

## EP Series

Caplug No.	Dimensions									Packaging				Caplug No.
	To Fit Thread Size	A		B		C		D		Standard Carton		Mini Pak Quantity		
		in	mm	in	mm	in	mm	in	mm	Shipping Wt. (Approx.)			No. of Pieces	
lbs	kgs													
EP-8	1/2-28	0.483	12.27	0.67	17.02	.63	16.00	0.41	10.41	10	4.5	5000	1000	EP-8
EP-10	5/8-24	0.595	15.11	0.75	19.05	.63	16.00	0.53	13.46	11	4.9	5000	1000	EP-10
EP-12	3/4-20	0.715	18.16	0.86	21.84	.63	16.00	0.66	16.76	17	7.6	5000	1000	EP-12
EP-14	7/8-20	0.845	21.46	1.03	26.16	.63	16.00	0.79	20.07	20	9	5000	1000	EP-14
EP-16	1-20	0.963	24.46	1.12	28.45	.63	16.00	0.89	22.61	11	4.9	2500	500	EP-16
EP-18	1 1/8-18	1.088	27.64	1.25	31.75	.63	16.00	1.03	26.16	13	5.8	2500	500	EP-18
EP-20	1 1/4-18	1.215	30.86	1.40	35.56	.63	16.00	1.15	29.21	14	6.3	2500	500	EP-20
EP-22	1 3/8-18	1.340	34.04	1.50	38.10	.63	16.00	1.27	32.26	16	7.2	2500	500	EP-22
EP-24	1 1/2-18	1.460	37.08	1.64	41.66	.55	13.97	1.39	35.31	8	3.6	1000	200	EP-24
EP-25	1 5/8-16	1.580	40.13	1.81	45.98	.63	16.00	1.54	39.12	10	4.5	1000	200	EP-25
EP-28	1 3/4-18	1.718	43.64	1.87	47.49	.63	16.00	1.65	42.67	11	4.9	1000	200	EP-28
EP-32	2-18	1.970	50.04	2.13	54.10	.63	16.00	1.89	48.01	12	5.4	1000	200	EP-32
EP-36	2 1/4-16	2.210	56.13	2.34	59.44	.63	16.00	2.14	54.36	15	6.8	1000	200	EP-36
EP-40	2 1/2-16	2.450	62.23	2.60	66.04	.63	16.00	2.38	60.45	18	8.1	1000	200	EP-40

## PTP Series

Caplug No.	Dimensions									Packaging				Caplug No.
	To Fit Pipe Size	A		B		C		D		Standard Carton		Mini Pak Quantity		
		in	mm	in	mm	in	mm	in	mm	Shipping Wt. (Approx.)			No. of Pieces	
lbs	kgs													
PTP-18-3	1/8"	.350	8.89	.420	10.67	.34	8.64	.56	14.22	17	7.6	30000	1000	PTP-18-3
PTP-14-3	1/4"	.460	11.68	.500	12.70	.36	9.14	.68	17.27	13	5.9	18000	1000	PTP-14-3
PTP-38-3	3/8"	.580	14.73	.700	17.78	.48	12.19	.87	22.10	19	8.6	16000	1000	PTP-38-3
PTP-12-3	1/2"	.680	17.27	.820	20.83	.53	13.46	1.04	26.42	17	7.7	10500	1000	PTP-12-3
PTP-34-3	3/4"	.920	23.37	1.110	28.19	.54	13.72	1.38	35.05	14	6.4	6200	1000	PTP-34-3
PTP-100-3	1"	1.180	29.97	1.440	36.58	.64	16.26	1.73	43.94	17	7.7	5000	1000	PTP-100-3
PTP-114-3	1 1/4"	1.500	38.10	1.780	45.21	.69	17.53	2.12	53.85	15	6.8	3000	600	PTP-114-3
PTP-112-3	1 1/2"	1.730	43.94	2.060	52.32	.68	17.27	2.43	61.72	15	6.8	2700	540	PTP-112-3
PTP-200-3	2"	2.220	56.39	2.500	63.50	.64	16.26	2.93	74.42	14	6.4	1800	360	PTP-200-3
PTP-212-3	2 1/2"	2.640	67.06	3.150	80.01	.75	19.05	3.57	90.68	14	6.4	1300	260	PTP-212-3
PTP-300-3	3"	3.280	83.31	3.600	91.44	.74	18.80	4.09	103.89	14	6.4	1000	200	PTP-300-3

Note: Products are manufactured from paper which is hygroscopic. This means that there may be minor dimensional variation with changes in relative humidity.

## RJ Series

Caplug No.	Dimensions										Packaging				Caplug No.		
	A		B		C		D		E		F		Standard Carton			Mini Pak Quantity	
	in	mm	in	mm	in	mm	in	mm	in	mm	in	mm	Shipping Wt. (Approx.)				No. of Pieces
lbs	kgs																
RJ-45P	0.27	6.86	0.28	7.11	0.62	15.75	0.57	14.48	0.435	11.05	0.445	11.30	4	1.8	2500	500	RJ-45P



# PLUGS non-threaded

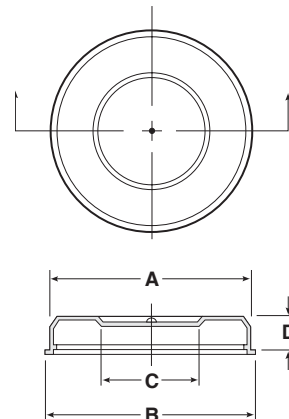
## STP Series Shallow Tube Plugs For Packaging Tubes



Series STP Shallow Tube Plugs are an ideal closure for container tubes used for packaging, shipping or mailing. They are designed to fit snugly in the tube end. The narrow flange ensures that there is no over-hanging projection to catch on other tubes.



**MATERIAL:** Low Density Polyethylene  
**COLOR\*:** White



## K Series Plugs For Round Tubing

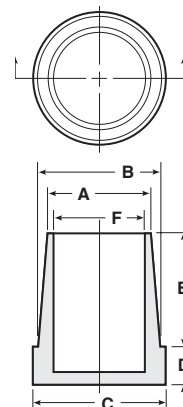
EXPANDED



Series K Tubing Plugs are especially designed for applications where the outside diameter of the closure should not exceed the outside diameter of the tubing. Flanges fit flush with outer walls of tubing, providing positive protection against moisture and dirt. Especially suitable for general purpose, Type K copper tubing, SAE Standard, J-528.



**MATERIAL:** Low Density Polyethylene  
**COLOR\*:** Red



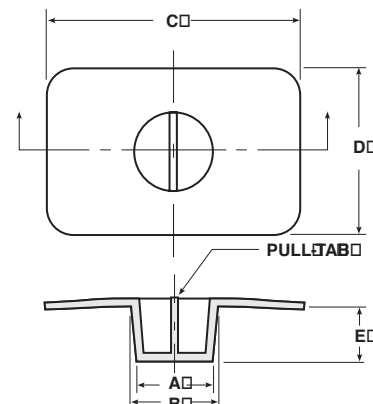
## SFP Series Covers for Split-Flange Connections



Series SFP Covers are designed for use on SAE 3000 lb., four-bolt, split hydraulic flanges. The SFP cover protects the port and fits snugly and firmly into the opening with an integral surrounding apron protecting the flange surface.



**MATERIAL:** Low Density Polyethylene  
**COLOR\*:** Red





## STP Series

Caplug No.	Dimensions								Packaging				Caplug No.
	A		B		C		D		Standard Carton		Mini Pak Quantity		
	in	mm	in	mm	in	mm	in	mm	Shipping Wt. (Approx.) lbs	kgs		No. of Pieces	
STP-1-1/2	1.52	38.61	1.62	41.15	1.00	25.40	.46	11.68	15	6.8	2500	500	STP-1-1/2
STP-1-3/4	1.77	44.96	1.87	47.50	1.00	25.40	.46	11.68	17	7.6	2500	500	STP-1-3/4
STP-2	2.03	51.56	2.12	53.85	1.50	38.10	.46	11.68	12	5.4	1000	200	STP-2
STP-2-1/2	2.53	64.26	2.63	66.80	1.50	38.10	.46	11.68	15	6.8	1000	200	STP-2-1/2
STP-2-3/4	2.78	70.61	2.88	73.15	1.50	38.10	.46	11.68	17	7.6	1000	200	STP-2-3/4
STP-3	3.03	76.97	3.16	80.27	2.00	50.80	.46	11.68	16	7.2	750	150	STP-3
STP-3-1/4	3.28	83.32	3.41	86.62	2.00	50.80	.46	11.68	12	5.4	500	100	STP-3-1/4
STP-4	4.05	102.87	4.17	105.92	2.00	50.80	.45	11.43	18	8.1	500	100	STP-4
STP-5	5.04	128.02	5.18	131.58	3.00	76.20	.48	12.19	15	6.8	250	50	STP-5
STP-6	6.04	153.42	6.19	157.23	3.50	88.90	.48	12.19	8	3.6	100	20	STP-6
STP-6-1/16	6.11	155.20	6.26	159.01	3.50	88.90	.57	14.48	10	4.5	100	20	STP-6-1/16

Applicable Specs.: MIL-C-5501/8, NAS-843

## K Series

Caplug No.	Will Plug SAE J-528 Tubing For O.D.s Listed	Dimensions											Packaging				Caplug No.	
		A		B		C		D		E		F		Standard Carton		Mini Pak Quantity		
		in	mm	in	mm	in	mm	in	mm	in	mm	in	mm	Shipping Wt. (Approx.) lbs	kgs			No. of Pieces
*K-2.5mm	-	.160	4.06	.165	4.19	.22	5.59	.12	3.05	.26	6.60	.10	2.64	2	0.9	5000	1000	K-2.5mm *
K-3	3/16	.105	2.67	.138	3.51	.19	4.83	.19	4.83	.31	7.87	.08	1.78	2	0.9	5000	1000	K-3
K-3S	3/16	.105	2.67	.138	3.51	.19	4.83	.06	1.52	.31	7.87	.08	1.78	2	0.9	5000	1000	K-3S
K-4	1/4	.160	4.06	.202	5.13	.24	6.10	.14	3.56	.38	9.65	.14	3.56	3	1.3	5000	1000	K-4
K-5	5/16	.227	5.77	.272	6.91	.31	7.87	.14	3.56	.38	9.65	.20	5.08	3	1.3	5000	1000	K-5
K-6	3/8	.290	7.37	.340	8.64	.37	9.40	.16	4.06	.38	9.65	.26	6.60	4	1.8	5000	1000	K-6
K-8	1/2	.411	10.44	.466	11.84	.50	12.70	.16	4.06	.38	9.65	.38	9.65	7	3.1	5000	1000	K-8
K-10	5/8	.530	13.46	.587	14.91	.62	15.75	.19	4.83	.56	14.22	.50	12.70	11	4.9	5000	1000	K-10
K-11S	5/8	.530	13.46	.580	14.73	.67	17.02	.37	9.40	.56	14.22	.51	12.95	11	4.9	5000	1000	K-11S
K-12	3/4	.650	16.51	.712	18.09	.75	19.05	.19	4.83	.56	14.22	.62	15.75	14	6.3	5000	1000	K-12
K-12S	-	.609	15.47	.664	16.87	.73	18.54	.38	9.65	.56	14.22	.58	14.73	20	9.0	5000	1000	K-12S

\*K-2.5mm is for fiber optic connectors, and also available in Black.

## SFP Series

Caplug No.	To Cover Flange Dash Size Inches	Dimensions											Packaging				Caplug No.
		To Fit Flange Size	A		B		C		D		E		Standard Carton		Mini Pak Quantity		
			in	mm	in	mm	in	mm	in	mm	in	mm	Shipping Wt. (Approx.) lbs	kgs		No. of Pieces	
SFP-12	-12	3/4	.73	18.54	.79	20.07	2.56	65.03	1.62	41.15	.50	12.70	17	7.6	2500	500	SFP-12
SFP-16	-16	1	.98	24.89	1.04	26.42	2.75	69.85	1.88	47.75	.50	12.70	23	10.3	1000	200	SFP-16
SFP-20	-20	1 1/4	1.23	31.24	1.29	32.77	3.12	79.25	2.00	50.80	.50	12.70	14	6.3	1000	200	SFP-20
SFP-24	-24	1 1/2	1.46	37.09	1.55	39.37	3.69	93.73	2.38	60.45	.75	12.70	13	5.8	500	100	SFP-24
SFP-32	-32	2	1.96	49.79	2.05	52.07	4.00	101.60	2.75	69.85	.75	12.70	15	6.8	500	100	SFP-32
SFP-40	-40	2 1/2	2.46	62.49	2.55	64.77	4.50	114.30	3.25	82.55	.75	12.70	10	4.5	250	50	SFP-40



# PLUGS non-threaded

## TE Series Tube End Plugs

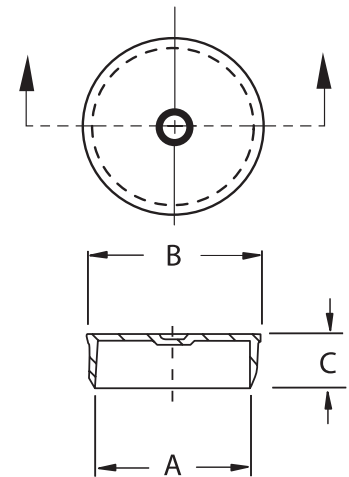
NEW



Series TE end caps have been designed to fit Caplugs' ClearView® line of plastic tubing. The TE series fits securely into our tubing to create attractive and unique packaging. While this series was developed for out tubing, its versatile design makes it ideal for a variety of packaging applications.




MATERIAL: Low Density Polyethylene  
COLOR\*: Black



## TE-TAB Series Tube End Plugs with Tabs

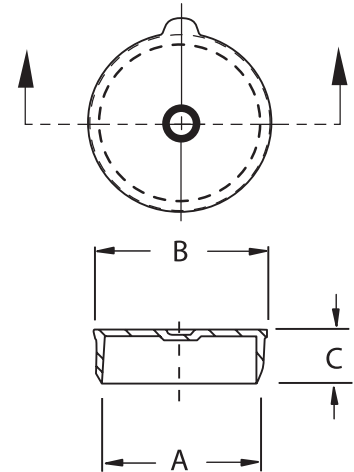
NEW



Series TE-TAB end caps have been designed to fit Caplugs' ClearView® line of plastic tubing. The TE-TAB series fits securely into our tubing with a thumb tab for easy removal. While this series was developed for out tubing, its versatile design makes it ideal for a variety of packaging applications.



MATERIAL: Low Density Polyethylene  
COLOR\*: Black



## STC Series Snap-to-Connect Plugs

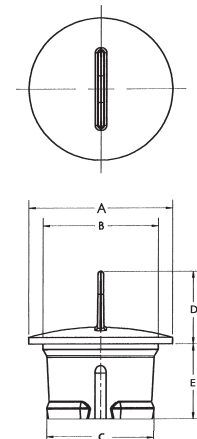
NEW



The STC-Plug series is used for plugging quick disconnect coupling ports. First introduced to the transportation industry it is now being made available for many other applications where a reduction in assembly time installation or removal is desired. Specific applications include coupling ports on hydraulic motors, pumps, and other control devices.



MATERIAL: FlexTemp (Thermoplastic Rubber)  
COLOR\*: Black





## TE Series

Caplug No.	Dimensions						Packaging				Caplug No.			
	Standard Carton						Shipping Wt. (Approx.)	No. of Pieces	Mini Pak Quantity					
	in	A	mm	in	B	mm				in		C	mm	lbs
TE-937	1.022		25.96	1.062		26.97	0.38		9.65	15	6.8	5000	1000	TE-937
TE-1000	1.105		28.07	1.138		28.91	0.38		9.65	15	6.8	5000	1000	TE-1000

## TE-TAB Series

Caplug No.	Dimensions						Packaging				Caplug No.			
	Standard Carton						Shipping Wt. (Approx.)	No. of Pieces	Mini Pak Quantity					
	in	A	mm	in	B	mm				in		C	mm	lbs
TE-937-TAB	1.022		25.96	1.062		26.97	0.38		9.65	15	6.8	5000	1000	TE-937-TAB
TE-1000-TAB	1.105		28.07	1.138		28.91	0.38		9.65	15	6.8	5000	1000	TE-1000-TAB

## STC Series

Caplug No.	Dimensions										Packaging			Caplug No.						
	Standard Carton										Shipping Wt. (Approx.)	No. of Pieces	Mini Pak Quantity							
	in	A	mm	in	B	mm	in	C	mm	in					D	mm	in	E	mm	lbs
STC-06-PLUG	0.57		14.48	0.43		10.92	0.38		9.65	0.56		14.22	0.47		11.94	7	3.2	5000	1000	STC-06-PLUG
STC-08-PLUG	0.70		17.78	0.59		14.99	0.51		12.95	0.56		14.22	0.60		15.24	11	5.0	5000	1000	STC-08-PLUG
STC-10-PLUG	0.86		21.84	0.72		18.29	0.64		16.26	0.56		14.22	0.61		15.49	15	6.8	5000	1000	STC-10-PLUG
STC-12-PLUG	1.11		28.19	0.89		22.61	0.83		21.08	0.56		14.22	0.59		14.99	16	7.3	4000	800	STC-12-PLUG
STC-16-PLUG	1.36		34.54	1.13		28.70	1.07		27.18	0.56		14.22	0.99		25.15	21	9.5	4000	800	STC-16-PLUG



# PLUGS non-threaded

## ECP Series Ergonomic Center-Pull Tab Plug

NEW

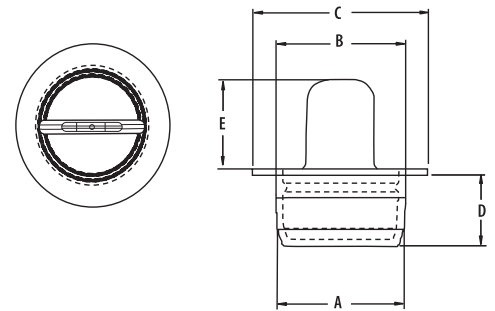


Series ECP plugs offer the convenience of a center-pull tab plug in an ergonomic material.

Depending upon port size, ECP series plugs may provide a seal against residual oil leakage during shipment. Since the tab is molded fully into the end and sidewalls of the plug, it does not break off during plug removal. ECP series plugs fit all metric thread pitches for the given diameter and are color coded for easy size identification.



**MATERIAL:** FlexTemp (Thermoplastic Rubber)  
**COLOR\*:** See chart on page 109



## SH Series Finishing Plugs for Socket Head Screws

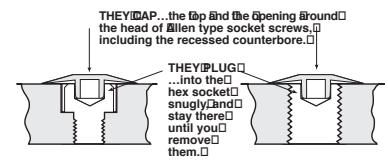


Series SH Finishing Plugs keep foreign matter out of the screw head driving recess and the counterbore. Ideal for sanitary-type equipment, screws that need periodic resetting, production and maintenance spray painting and numerous other applications. Translucent polyethylene ensures visual identification of socket screws.

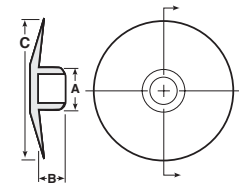
Series SH Finishing Plugs keep foreign matter out of the screw head driving recess and the counterbore. Ideal for sanitary-type equipment, screws that need periodic resetting, production and maintenance spray painting and numerous other applications. Translucent polyethylene ensures visual identification of socket screws.



**MATERIAL:** Low Density Polyethylene  
**COLOR\*:** Natural



THEY SEAL OUT...dirt, grease, paint, acids, abrasives, and other contaminants.



## SRP Series Silicone Rubber Plugs

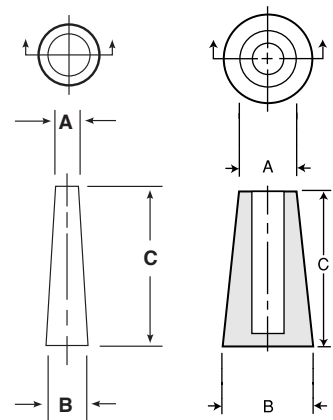


SRP Series Plugs have a tapered design for ease in plugging ports and holes in parts undergoing painting, plating, powder coating, anodizing, abrasive chemical processing, or exposure to high temperatures up to 600°F (316°C).

Smaller sizes are solid while larger parts (Caplug No. with an H suffix) have a hollow design.



**MATERIAL:** Silicone Rubber  
**COLOR\*:** Natural







## ECP Series

Caplug No.	Color	Dimensions										Packaging				Caplug No.
		A		B		C		D		E		Standard Carton		Mini Pak Quantity		
		in	mm	in	mm	in	mm	in	mm	in	mm	Shipping Wt. (Approx.) lbs	kgs		No. of Pieces	
ECP-3/8	Blue	0.342	8.67	0.35	8.89	0.58	14.73	0.28	7.11	.40	10.16	5	2.2	5000	1000	ECP-3/8
ECP-7/16	Yellow	0.397	10.08	0.41	10.41	0.64	16.26	0.28	7.11	.40	10.16	6	2.7	5000	1000	ECP-7/16
ECP-M10	Green	0.367	9.33	0.38	9.58	0.59	15.00	0.27	7.00	.39	10.00	6	2.7	5000	1000	ECP-M10
ECP-M12	Red	0.441	11.20	0.45	11.45	0.67	17.00	0.27	7.00	.39	10.00	7	3.2	5000	1000	ECP-M12
ECP-M14	Orange	0.520	13.20	0.53	13.45	0.75	19.00	0.31	8.00	.39	10.00	8	3.6	5000	1000	ECP-M14
ECP-M16	Black	0.598	15.20	0.61	15.45	0.83	21.00	0.31	8.00	.39	10.00	10	4.5	5000	1000	ECP-M16

## SH Series

Caplug No.	Screw Size**	Dimensions						Packaging				Caplug No.
		A		B		C		Standard Carton		Mini Pak Quantity		
		in	mm	in	mm	in	mm	Shipping Wt. (Approx.) lbs	kgs		No. of Pieces	
SH-25	1/4	.198	5.03	.120	3.05	.50	12.70	3	1.3	5000	1000	SH-25
SH-31	5/16	.260	6.60	.151	3.84	.59	14.99	2	0.9	5000	1000	SH-31
SH-38	3/8	.322	8.18	.182	4.62	.69	17.53	5	2.2	5000	1000	SH-38
SH-50	1/2	.385	9.78	.245	6.22	.88	22.35	5	2.2	5000	1000	SH-50

\*\* To fit standard socket headcap screw.

## SRP Series

Caplug No.	Dimensions						Packaging				Caplug No.
	A		B		C		Standard Carton		Mini Pak Quantity		
	(+/- .020) in	(+/- .51mm) mm	(+/- .010) in	(+/- .25mm) mm	(+/- .020) in	(+/- .51mm) mm	Shipping Wt. (Approx.) lbs	kgs		No. of Pieces	
SRP-063-10	.016	0.41	.063	1.60	.625	15.88	1	0.4	1000	200	SRP-063-10
SRP-078-12	.020	0.51	.078	1.98	.750	19.05	1	0.4	1000	200	SRP-078-12
SRP-100-10	.031	0.79	.100	2.54	.625	15.88	1	0.4	1000	200	SRP-100-10
SRP-125-10	.063	1.60	.125	3.18	.625	15.88	1	0.4	1000	200	SRP-125-10
SRP-188-10	.063	1.60	.188	4.78	.625	15.88	1	0.4	1000	200	SRP-188-10
SRP-250-12	.125	3.30	.250	6.35	.750	19.05	2	0.9	1000	200	SRP-250-12
SRP-344-10	.188	4.78	.344	8.74	.625	15.88	3	1.3	1000	100	SRP-344-10
SRP-375-12	.250	6.35	.375	9.53	.750	19.05	4	1.8	1000	100	SRP-375-12
SRP-438-16	.250	6.35	.438	11.13	1.000	25.40	6	2.7	1000	200	SRP-438-16
SRP-469-13	.344	8.74	.469	11.91	.813	20.65	3	1.3	400	80	SRP-469-13
SRP-500-32	.125	3.18	.500	12.70	2.000	50.80	4	1.8	200	40	SRP-500-32
SRP-594-16	.406	10.31	.594	15.09	1.000	25.40	6	2.7	400	80	SRP-594-16
SRP-687-16	.438	11.13	.687	17.45	1.000	25.40	4	1.8	200	25	SRP-687-16
SRP-750-16	.563	14.30	.750	19.05	1.000	25.40	2	0.9	100	20	SRP-750-16
SRP-781-16	.625	15.88	.781	19.84	1.000	25.40	3	1.3	100	20	SRP-781-16
SRP-938-16	.719	18.26	.938	23.83	1.000	25.40	3	1.3	100	20	SRP-938-16
SRP-1000-16	.781	19.84	1.000	25.40	1.000	25.40	3	1.3	100	20	SRP-1000-16
SRP-1063-16	.906	23.01	1.063	27.00	1.000	25.40	4	1.8	100	20	SRP-1063-16
SRP-1100-16	.938	23.83	1.100	27.94	1.000	25.40	5	2.2	100	20	SRP-1100-16
SRP-1250-16	1.031	26.19	1.250	31.75	1.000	25.40	5	2.2	100	20	SRP-1250-16
SRP-1438-16H	1.188	30.18	1.438	36.53	1.000	25.40	3	1.3	50	10	SRP-1438-16H
SRP-1531-16	1.250	31.75	1.531	38.89	1.000	25.40	7	3.2	100	20	SRP-1531-16
SRP-1625-16H	1.313	33.35	1.625	41.28	1.000	25.40	4	1.8	50	N/A	SRP-1625-16H
SRP-1750-16H	1.469	37.31	1.750	44.45	1.000	25.40	4	1.8	50	N/A	SRP-1750-16H
SRP-1969-16H	1.625	41.28	1.969	50.01	1.000	25.40	3	1.3	25	N/A	SRP-1969-16H
SRP-2063-16	1.750	44.45	2.063	52.40	1.000	25.40	6	2.7	50	N/A	SRP-2063-16
SRP-2203-16H	1.875	47.63	2.203	55.96	1.000	25.40	3	1.3	25	N/A	SRP-2203-16H
SRP-2469-16H	1.969	50.01	2.469	62.71	1.000	25.40	8	3.6	50	N/A	SRP-2469-16H
SRP-2500-16H	2.125	53.98	2.500	63.50	1.000	25.40	4	1.8	25	N/A	SRP-2500-16H
SRP-2688-16H	2.281	57.94	2.688	68.28	1.000	25.40	4	1.8	25	N/A	SRP-2688-16H




# PLUGS non-threaded

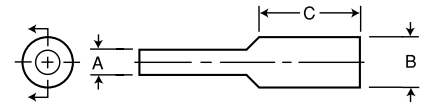
## SPP Series Silicone Rubber Pull Plugs



SPP Series Pull Plugs are designed to provide complete and positive protection to female-threaded ports and to the inside walls of holes ranging from .091" diameter to .335" and in lengths from .62" to 1.00".



**MATERIAL:** Silicone Rubber  
**COLOR\*:** Natural



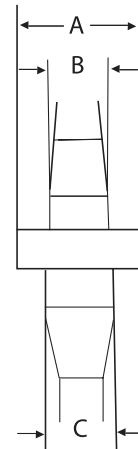
## SWP Series Silicone Washer Plugs



SWP Series silicone washer plugs are designed for masking around a hole for grounding purposes or it can be used as a dual plug. Made of silicone, the SWP series is excellent for high temperature applications up to 600°F (intermittent).



**MATERIAL:** Silicone Rubber  
**COLOR\*:** Natural



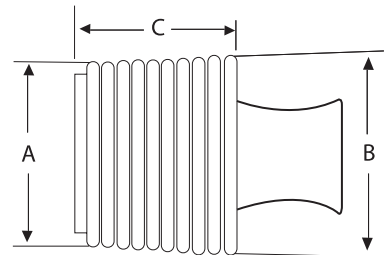
## SFL Series Silicone Flangeless Plugs



SFL Series silicone flangeless plugs are designed to mask threaded holes, without masking the surrounding area while undergoing painting, plating, powder coating, anodizing, abrasive chemical processing, or exposure to high temperatures. The tapered design allows for many different size holes to be masked using one size plug and also offers a pull-tab for easy removal. The SFL Series is available in an assortment of colors for easy identification.



**MATERIAL:** Silicone Rubber  
**COLOR\*:** See chart on page 111.





## SPP Series

Caplug No.	Dimensions						Packaging				Caplug No.
	A		B		C		Standard Carton		Mini Pak Quantity		
	(+/- .020) in	(+/- .51mm) mm	(+/- .010) in	(+/- .25mm) mm	(+/- .020) in	(+/- .51mm) mm	Shipping Wt. (Approx.) lbs	kgs		No. of Pieces	
SPP-091-10	.052	1.32	.091	2.31	0.625	15.88	3	1.3	1000	200	SPP-091-10
SPP-109-16	.062	1.57	.109	2.77	1.000	25.40	4	1.8	1000	200	SPP-109-16
SPP-125-10	.062	1.57	.125	3.18	0.625	15.88	3	1.3	500	100	SPP-125-10
SPP-130-10	.093	2.36	.130	3.30	0.625	15.88	3	1.3	500	100	SPP-130-10
SPP-142-10	.085	2.16	.142	3.61	0.625	15.88	3	1.3	500	100	SPP-142-10
SPP-156-10	.062	1.57	.156	3.96	0.625	15.88	3	1.3	500	100	SPP-156-10
SPP-187-10	.110	2.79	.187	4.75	0.620	15.75	3	1.3	500	100	SPP-187-10
SPP-197-16	.110	2.79	.197	5.00	1.000	25.40	3	1.3	500	100	SPP-197-16
SPP-225-16	.125	3.18	.225	5.71	1.000	25.40	4	1.8	500	100	SPP-225-16
SPP-257-16	.130	3.30	.257	6.53	1.000	25.40	4	1.8	500	100	SPP-257-16
SPP-275-15	.125	3.18	.275	6.99	0.937	23.80	4	1.8	1000	200	SPP-275-15
SPP-312-20	.152	3.86	.312	7.92	1.250	31.75	3	1.3	200	40	SPP-312-20
SPP-335-16	.153	3.89	.335	8.51	1.000	25.40	3	1.3	200	40	SPP-335-16

## SWP Series

Caplug No.	Dimensions						Packaging				Caplug No.
	A		B		C		Standard Carton		Mini Pak Quantity		
	in	mm	in	mm	in	mm	Shipping Wt. (Approx.) lbs	kgs		No. of Pieces	
SWP-130-250-140	0.250	6.35	0.130	3.30	0.140	3.56	3	1.3	1000	200	SWP-130-250-140
SWP-140-250-180	0.250	6.35	0.140	3.56	0.180	4.57	3	1.3	1000	200	SWP-140-250-180
SWP-130-312-150	0.312	7.92	0.130	3.30	0.150	3.81	4	1.8	1000	200	SWP-130-312-150
SWP-140-312-180	0.312	7.92	0.140	3.56	0.180	4.57	4	1.8	1000	200	SWP-140-312-180
SWP-155-312-230	0.312	17.0	0.155	3.94	0.230	5.84	4	1.8	500	100	SWP-155-312-230
SWP-200-312-230	0.312	21.0	0.200	5.08	0.230	5.84	4	1.8	500	100	SWP-200-312-230
SWP-130-375-150	0.375	24.0	0.130	3.30	0.150	3.81	6	2.7	1000	200	SWP-130-375-150
SWP-140-375-200	0.375	24.0	0.140	3.56	0.200	5.08	5	2.2	500	100	SWP-140-375-200
SWP-180-375-180	0.375	24.0	0.180	4.57	0.180	4.57	5	2.2	500	100	SWP-180-375-180
SWP-238-375-250	0.375	24.0	0.238	6.05	0.250	6.35	6	2.7	500	100	SWP-238-375-250
SWP-238-500-250	0.500	24.0	0.238	6.05	0.250	6.35	4	1.8	250	50	SWP-238-500-250
SWP-275-500-375	0.500	24.0	0.275	6.99	0.375	9.53	4	1.8	250	50	SWP-275-500-375

## SFL Series

Caplug No.	Color	Dimensions						Packaging				Caplug No.
		A		B		C		Standard Carton		Mini Pak Quantity		
		in	mm	in	mm	in	mm	Shipping Wt. (Approx.) lbs	kgs		No. of Pieces	
SFL-157-236	Natural	0.157	3.99	0.236	5.99	1.00	25.4	4	1.8	1000	200	SFL-157-236
SFL-236-315	Gray	0.236	5.99	0.315	8.00	1.00	25.4	5	2.2	1000	200	SFL-236-315
SFL-315-394	Rust	0.315	8.00	0.394	10.01	1.00	25.4	6	2.7	1000	200	SFL-315-394
SFL-394-472	Blue	0.394	10.01	0.472	11.99	1.00	25.4	4	1.8	500	100	SFL-394-472
SFL-472-551	Natural	0.472	11.99	0.551	14.00	1.00	25.4	5	2.2	500	100	SFL-472-551
SFL-551-630	Gray	0.551	14.00	0.630	16.00	1.00	25.4	3	1.3	200	40	SFL-551-630
SFL-630-709	Rust	0.630	16.00	0.709	18.01	1.00	25.4	4	1.8	200	40	SFL-630-709
SFL-709-787	Blue	0.709	18.01	0.787	19.99	1.00	25.4	4	1.8	200	40	SFL-709-787
SFL-787-886	Natural	0.787	19.99	0.886	22.50	1.00	25.4	5	2.2	200	40	SFL-787-886
SFL-886-945	Gray	0.886	22.50	0.945	24.00	1.00	25.4	5	2.2	200	40	SFL-886-945
SFL-945-1024	Rust	0.945	24.00	1.024	26.01	1.00	25.4	4	1.8	100	20	SFL-945-1024
SFL-1024-1102	Blue	1.024	26.01	1.102	27.99	1.00	25.4	4	1.8	100	20	SFL-1024-1102
SFL-1102-1125	Green	1.102	27.99	1.125	28.58	1.00	25.4	5	2.2	100	20	SFL-1102-1125
SFL-1125-1250	Green	1.125	28.58	1.250	31.75	1.00	25.4	6	2.7	100	20	SFL-1125-1250



# PLUGS non-threaded

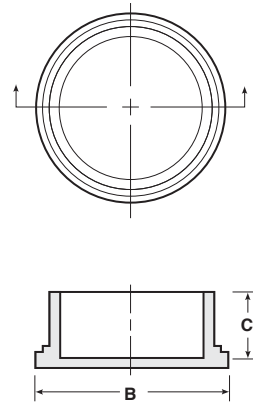
## SEP Series Static Dissipative Plugs for Threaded Connectors



SEP Plugs are designed to fit inside both threaded and non-threaded bayonet-type connectors. All static dissipative Caplugs provide a surface resistivity in the range of at least  $1 \times 10^5$  ohms/sq. but less than  $1 \times 10^{12}$  ohms/sq. They also meet the static decay test requirements of MIL-PRF-81705D.



**MATERIAL:** Static Dissipative Polyethylene  
**COLOR:** Pink



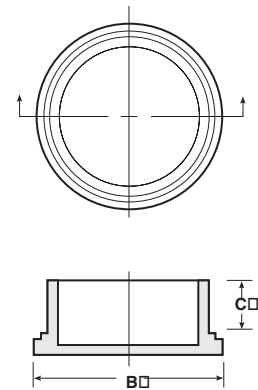
## CEP Series Conductive Plugs for Threaded Connectors



Designed to plug the more popular sizes of both threaded and non-threaded, bayonet-type electrical and electronic connectors, CEP Conductive Plugs provide an electrical shielding as well as mechanical protection.



**MATERIAL:** Conductive Polyethylene  
**COLOR:** Black



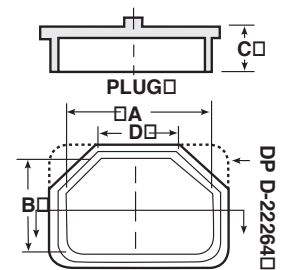
## DP Series Conductive Plugs



DP Series Conductive Plugs are designed to dissipate electrostatic charges, and provide mechanical protection and an electrical shielding for ITT Cannon-style connectors commonly used in aerospace and military applications.



**MATERIAL:** Conductive Polyethylene  
**COLOR:** Black





Applicable Specs.: MS-90376-YF, NAS-837B

## SEP Series

Caplug No.	Dimensions					Packaging				Caplug No.
	To Fit Thread Size	B		C		Standard Carton**		Mini Pak Quantity		
		in	mm	in	mm	Shipping Wt. (Approx.)			No. of Pieces	
						lbs	kgs			
SEP-8	1/2-28	.67	17.01	.62	15.74	10	4.5	5000	1000	SEP-8
SEP-10	5/8-24	.75	19.05	.62	15.74	12	5.4	5000	1000	SEP-10
SEP-12	3/4-20	.86	21.84	.62	15.74	17	7.6	5000	1000	SEP-12
SEP-14	7/8-20	1.03	25.16	.62	15.74	20	9.0	5000	1000	SEP-14
SEP-16	1-20	1.12	28.44	.62	15.74	12	5.4	2500	500	SEP-16
SEP-18	1 1/8-18	1.25	31.75	.62	15.74	13	5.8	2500	500	SEP-18
SEP-20	1 1/4-18	1.40	35.56	.62	15.74	14	6.3	2500	500	SEP-20
SEP-22	1 3/8-18	1.50	38.10	.62	15.74	17	7.6	2500	500	SEP-22
SEP-24	1 1/2-18	1.64	41.65	.62	15.74	8	3.6	1000	200	SEP-24
SEP-25	1 9/16-18	1.81	45.98	.62	15.74	10	4.5	1000	200	SEP-25
SEP-28	1 3/4-18	1.87	47.49	.62	15.74	11	4.9	1000	200	SEP-28
SEP-32	2-18	2.13	54.10	.62	15.74	12	5.4	1000	200	SEP-32
SEP-36	2 1/4-16	2.34	59.44	.62	15.74	15	6.8	1000	200	SEP-36
SEP-40	2 1/2-16	2.60	66.04	.62	15.74	18	8.1	1000	200	SEP-40

Applicable Specs.: MS-90376-YB, NAS-837C

## CEP Series

Caplug No.	Dimensions					Packaging				Caplug No.
	To Fit Thread Size	B		C		Standard Carton**		Mini Pak Quantity		
		in	mm	in	mm	Shipping Wt. (Approx.)			No. of Pieces	
						lbs	kgs			
CEP-08	1/2-28	0.67	17.02	.55	13.97	5.4	12	5000	1000	CEP-08
CEP-10	5/8-24	0.76	19.05	.55	13.97	6.8	15	5000	1000	CEP-10
CEP-12	3/4-20	0.88	22.35	.56	14.22	9.9	22	5000	1000	CEP-12
CEP-14	7/8-20	1.02	25.91	.56	14.22	11.7	26	5000	1000	CEP-14
CEP-16	1-20	1.16	29.47	.55	13.97	5.8	13	2500	500	CEP-16
CEP-18	1 1/8-18	1.25	32.25	.55	13.97	6.8	15	2500	500	CEP-18
CEP-20	1 1/4-18	1.45	36.83	.55	13.97	8.6	19	2500	500	CEP-20
CEP-22	1 3/8-18	1.52	38.61	.54	13.72	9.4	21	2500	500	CEP-22
CEP-24	1 1/2-18	1.67	42.42	.55	13.97	4.5	10	1000	200	CEP-24
CEP-28	1 3/4-18	1.90	48.51	.55	13.97	6.3	14	1000	200	CEP-28
CEP-29	1 13/16-16	1.94	49.28	.56	14.22	5.8	13	1000	200	CEP-29
CEP-32	2-18	2.16	58.87	.55	13.97	7.2	16	1000	200	CEP-32
CEP-36	2 1/4-16	2.39	60.71	.57	14.47	8.1	18	1000	200	CEP-36
CEP-40	2 1/2-16	2.67	67.82	.56	14.22	8.1	18	1000	200	CEP-40
CEP-44	2 3/4-16	2.88	73.15	.56	14.22	5.8	13	500	100	CEP-44
CEP-48	3-16	3.12	79.50	.54	13.72	6.3	14	500	100	CEP-48

\*\* All SEP Static Dissipative Caplugs and CEP Conductive Caplugs are packaged in static dissipative poly bags.

## DP Series

Caplug No.	Dimensions								Packaging				Caplug No.
	A		B		C		D		Standard Carton		Mini Pak Quantity		
	in	mm	in	mm	in	mm	in	mm	Shipping Wt. (Approx.)			No. of Pieces	
										lbs	kgs		
DP XB-60	1.656	42.06	1.005	25.52	.34	8.64	1.16	29.46	4	1.81	500	100	DP XB-60
DP D-22264	2.422	61.52	1.425	36.19	.76	19.30	-	-	3	1.36	200	40	DP D-22264
DP A-60	1.430	36.32	.780	19.81	.40	10.16	1.09	27.68	13	5.89	500	100	DP A-60



# PLUGS non-threaded

EXPANDED

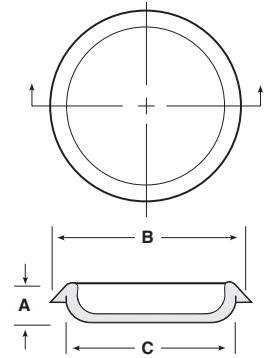
## BP Series Button Plugs with Recessed-Type Heads



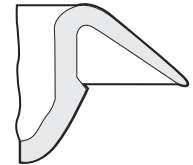
Series BP Button Plugs with recessed-type heads can be used for plugging holes in equipment made of sheet metal, such as automobile bodies, tanks, refrigeration units, etc. Series BP Button Plugs can be snapped into holes easily and are held in place by a bead until deliberately removed.



**MATERIAL:** Low Density Polyethylene  
**COLOR\*:** Black



ENLARGED VIEW



## BPF Series Button Plugs with Flush-Type Heads

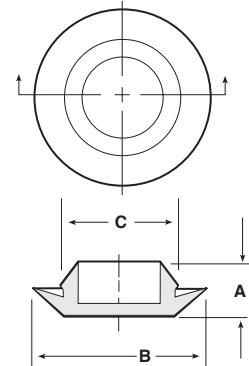


Series BPF Button Plugs with flush-type heads can be used for plugging holes in equipment made of sheet metal, such as automobile bodies, tanks, refrigeration units, etc. Series BPF Button Plugs can be snapped into holes easily and are held in place by a bead until deliberately removed.

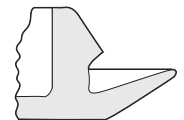


*Used on a car doorjamb*

**MATERIAL:** Low Density Polyethylene  
**COLOR\*:** Black



ENLARGED VIEW



# non-threaded PLUGS



## BP Series

Caplug No.	Dimensions										Packaging				Caplug No.
	Hole Size		Metal Thickness		A		B		C		Standard Carton		Mini Pak Quantity		
	in	mm	in	mm	in	mm	in	mm	in	mm	Shipping Wt. (Approx.) lbs	kgs		No. of Pieces	
BP-3/8	.37-.39	9.40-9.91	.02-.10	0.51-2.54	.31	7.87	.75	19.05	.41	10.41	5	2.2	5000	1000	BP-3/8
BP-1/2	.50-.52	12.70-13.21	.02-.07	0.51-1.78	.29	7.37	.85	21.59	.55	13.97	6	2.7	5000	1000	BP-1/2
BP-1/2-4	.50-.52	12.70-13.21	.06-.13	1.52-3.30	.32	8.13	.85	21.59	.55	13.97	6	2.7	5000	1000	BP-1/2-4
BP-11/16	.68-.70	17.27-17.78	.02-.09	0.51-2.29	.28	7.11	1.04	26.42	.73	18.54	9	4.1	5000	1000	BP-11/16
BP-3/4	.73-.76	18.54-19.30	.02-.14	0.51-3.56	.34	8.64	1.16	29.47	.79	20.07	13	5.8	5000	1000	BP-3/4
BP-13/16	.79-.82	20.07-20.83	.02-.07	0.51-1.78	.29	7.37	1.15	29.21	.85	21.59	11	4.9	5000	1000	BP-13/16
BP-7/8	.87-.90	22.10-22.86	.02-.10	0.51-2.54	.35	8.89	1.23	31.24	.93	23.62	13	5.8	5000	1000	BP-7/8
BP-29/32	.90-.91	22.86-23.11	.02-.10	0.51-2.54	.35	8.89	1.25	31.75	.95	24.13	14	6.3	5000	1000	BP-29/32
BP-1	.99-1.02	25.15-25.91	.02-.10	0.51-2.54	.35	8.89	1.35	34.29	1.05	26.67	16	7.2	5000	1000	BP-1
BP-1-1/16	1.04-1.07	26.42-27.18	.02-.10	0.51-2.54	.35	8.89	1.40	35.56	1.10	27.94	18	8.1	5000	1000	BP-1-1/16
BP-1-3/32	1.09-1.12	27.69-28.45	.02-.10	0.51-2.54	.35	8.89	1.47	37.34	1.16	29.47	20	9.1	5000	1000	BP-1-3/32
BP-1-1/8	1.10-1.15	27.94-29.21	.02-.18	0.51-4.57	.43	10.92	1.53	38.86	1.18	29.97	13	5.8	2500	500	BP-1-1/8
BP-1-1/4	1.23-1.27	31.24-32.26	.01-.10	0.25-2.54	.35	8.89	1.60	40.64	1.30	33.02	13	5.8	2500	500	BP-1-1/4
BP-1-5/16	1.30-1.34	33.02-34.04	.01-.10	0.25-2.54	.35	8.89	1.67	42.42	1.36	34.55	15	6.8	2500	500	BP-1-5/16
BP-1-3/8	1.36-1.40	34.55-35.56	.02-.10	0.51-2.54	.35	8.89	1.73	43.94	1.43	36.32	12	5.4	2500	500	BP-1-3/8
BP-1-1/2	1.48-1.52	37.59-38.61	.02-.10	0.51-2.54	.35	8.89	1.85	46.99	1.55	39.37	15	6.8	2500	500	BP-1-1/2
BP-1-1/2-7	1.48-1.52	37.59-38.61	.13-.22	3.30-5.59	.50	12.70	1.83	46.48	1.54	39.12	18	8.1	2000	400	BP-1-1/2-7
BP-1-5/8	1.59-1.65	40.39-41.91	.03-.10	0.76-2.54	.36	9.14	2.00	50.80	1.68	42.67	12	5.4	1500	300	BP-1-5/8
BP-1-3/4	1.72-1.77	43.69-44.96	.02-.10	0.51-2.54	.35	8.89	2.10	53.34	1.80	45.72	19	8.6	2500	500	BP-1-3/4
BP-1-3/4-5	1.70-1.78	43.18-45.21	.02-.16	0.51-4.06	.43	10.92	2.25	57.15	1.80	45.72	22	9.9	2000	400	BP-1-3/4-5
BP-1-13/16	1.77-1.82	44.96-46.23	.02-.10	0.51-2.54	.35	8.89	2.16	54.87	1.85	46.99	18	8.1	2500	500	BP-1-13/16
BP-1-7/8	1.85-1.90	46.99-48.26	.02-.10	0.51-2.54	.35	8.89	2.24	56.90	1.93	49.02	17	7.6	2000	400	BP-1-7/8
BP-2	1.97-2.02	50.04-51.31	.02-.10	0.51-2.54	.36	9.14	2.35	59.69	2.05	52.07	11	4.9	1000	200	BP-2
BP-2-1/2	2.45-2.51	62.23-63.76	.02-.10	0.51-2.54	.35	8.89	2.85	72.39	2.54	64.52	18	8.1	1000	200	BP-2-1/2
BP-2-1/2-5	2.44-2.53	61.98-64.26	.02-.14	0.51-3.56	.43	10.92	3.00	76.20	2.55	64.77	19	8.6	1000	200	BP-2-1/2-5

## BPF Series

Caplug No.	Dimensions										Packaging				Caplug No.
	Hole Size		Metal Thickness		A		B		C		Standard Carton		Mini Pak Quantity		
	in	mm	in	mm	in	mm	in	mm	in	mm	Shipping Wt. (Approx.) lbs	kgs		No. of Pieces	
BPF-5mm**	.18-.19	4.57-4.90	.02-.04	0.51-1.02	.21	5.40	.39	9.90	.21	5.40	4	1.8	5000	1000	BPF-5mm**
BPF-6mm**	.23-.24	5.84-6.10	.02-.06	0.51-1.52	.45	11.40	.50	12.70	.29	7.40	3	1.3	5000	1000	BPF-6mm**
BPF-1/4**	.24-.25	6.10-6.35	.02-.07	0.51-1.78	.21	5.33	.50	12.70	.28	7.11	3	1.3	5000	1000	BPF-1/4**
BPF-1/4-4**	.24-.25	6.10-6.35	.07-.13	1.78-3.30	.30	7.62	.50	12.70	.28	7.11	4	1.8	5000	1000	BPF-1/4-4**
BPF-3/8	.37-.38	9.40-9.65	.02-.05	0.51-1.27	.19	4.83	.75	19.05	.41	10.41	5	2.2	5000	1000	BPF-3/8
BPF-3/8-3	.37-.38	9.40-9.65	.06-.11	1.52-2.79	.24	6.10	.75	19.05	.41	10.41	5	2.2	5000	1000	BPF-3/8-3
BPF-7/16	.43-.45	10.92-11.43	.03-.06	0.76-1.52	.22	5.59	.69	17.53	.47	11.94	7	3.1	5000	1000	BPF-7/16
BPF-1/2	.49-.51	12.45-12.95	.03-.08	0.76-2.03	.25	6.35	.86	21.84	.54	13.72	7	3.1	5000	1000	BPF-1/2
BPF-9/16	.55-.56	13.97-14.22	.03-.08	0.76-2.03	.25	6.35	.87	22.10	.67	15.24	7	3.1	5000	1000	BPF-9/16
BPF-5/8	.61-.63	15.49-16.00	.06-.08	1.52-2.03	.26	6.60	.81	20.57	.67	17.02	7	3.1	5000	1000	BPF-5/8
BPF-11/16	.68-.70	17.27-17.78	.03-.08	0.76-2.03	.25	6.35	1.01	25.66	.73	18.54	12	5.4	5000	1000	BPF-11/16
BPF-3/4	.73-.76	18.54-19.30	.05-.11	1.27-2.79	.29	7.37	1.01	25.66	.79	20.07	13	5.8	5000	1000	BPF-3/4
BPF-13/16-6	.80-.83	20.32-21.08	.16-.19	4.06-4.83	.37	9.40	1.11	28.20	.85	21.59	18	8.1	5000	1000	BPF-13/16-6
BPF-7/8	.86-.88	21.84-22.35	.03-.08	0.76-2.03	.25	6.35	1.16	29.47	.91	23.11	16	7.2	5000	1000	BPF-7/8
BPF-7/8-6	.86-.88	21.84-22.35	.13-.18	3.30-4.57	.36	9.14	1.16	29.47	.91	23.11	17	7.6	5000	1000	BPF-7/8-6
BPF-15/16	.92-.95	23.37-24.13	.03-.08	0.76-2.03	.25	6.35	1.31	33.28	.98	24.89	17	7.6	5000	1000	BPF-15/16
BPF-1	.98-1.01	24.89-25.66	.03-.08	0.76-2.03	.32	8.13	1.37	34.80	1.04	26.42	20	9.1	5000	1000	BPF-1
BPF-1-1/8-6	1.10-1.15	27.94-29.21	.02-.18	0.51-4.57	.43	10.92	1.53	38.86	1.18	29.97	13	5.8	2500	500	BPF-1-1/8-6
BPF-1-3/16	1.16-1.20	29.47-30.48	.03-.08	0.76-2.03	.25	6.35	1.56	39.63	1.22	30.99	12	5.4	2500	500	BPF-1-3/16
BPF-1-1/4	1.22-1.26	30.99-32.01	.03-.08	0.76-2.03	.25	6.35	1.62	41.15	1.29	32.77	14	6.3	2500	500	BPF-1-1/4
BPF-1-5/16	1.29-1.33	32.77-33.78	.03-.08	0.76-2.03	.25	6.35	1.68	42.67	1.36	34.55	14	6.3	2500	500	BPF-1-5/16
BPF-1-1/2	1.48-1.51	37.59-38.36	.02-.08	0.51-2.03	.25	6.35	1.88	47.75	1.54	39.12	18	8.1	2500	500	BPF-1-1/2
BPF-1-3/4	1.73-1.76	43.94-44.71	.03-.08	0.76-2.03	.25	6.35	2.13	54.10	1.79	45.47	10	4.5	1000	200	BPF-1-3/4
BPF-2	1.98-2.01	50.29-51.05	.03-.08	0.76-2.03	.29	7.36	2.36	59.94	2.04	51.81	12	5.4	1000	200	BPF-2
BPF-2-1/8	2.10-2.14	53.34-54.36	.03-.08	0.76-2.03	.25	6.35	2.49	63.25	2.17	55.12	15	6.8	1000	200	BPF-2-1/8
BPF-3	2.97-3.02	75.44-76.71	.03-.08	0.76-2.03	.25	6.35	3.36	85.35	3.06	77.73	17	7.6	750	150	BPF-3
BPF-3-1/8	3.10-3.15	78.74-80.01	.03-.08	0.76-2.03	.25	6.35	3.52	89.41	3.18	80.78	18	8.1	750	150	BPF-3-1/8
BPF-3-3/8	3.35-3.40	85.09-86.36	.03-.08	0.76-2.03	.28	7.11	3.75	95.25	3.43	87.13	14	6.3	500	100	BPF-3-3/8
BPF-3-1/2	3.47-3.52	88.14-89.41	.03-.11	0.76-2.79	.28	7.11	3.86	98.05	3.56	90.43	14	6.3	500	100	BPF-3-1/2
BPF-4	3.97-4.02	100.84-102.11	.05-.10	1.27-2.54	.28	7.11	4.37	111.00	4.13	104.9	18	8.1	500	100	BPF-4

\*\* BPF-5mm, BPF-6mm, BPF-1/4 and BPF-1/4-4 are EVA (ethylene vinyl acetate).



# PLUGS non-threaded

## FP Series Finishing Plugs for Square Tubing

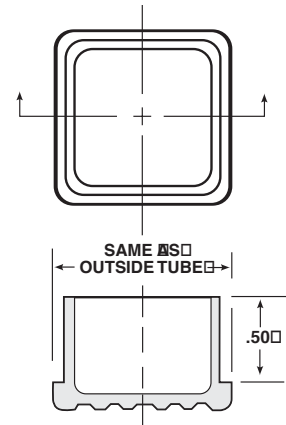


Series FP closures are finishing plugs for square tubing. Sized for different gauges, their shoulders fit flush with tubing sides.

In addition to keeping dirt and moisture out of sensitive areas, Series FP Plugs provide a clean finish to the square tube ends on completed products. They also protect against injury from sharp tubing edges.



**MATERIAL:** Low Density Polyethylene  
**COLOR\*:** Black



## PIP Series Push-In Plugs

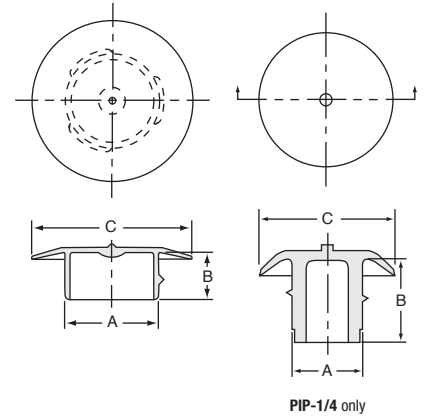


Series PIP Plugs are designed to fit SAE thread sizes.

These parts offer the convenience of a push-in plug with the plugging quality of a threaded plug.



**MATERIAL:** Low Density Polyethylene  
**COLOR\*:** Black



## PIP-TAB Series Push-In Plugs with Pull-Tab

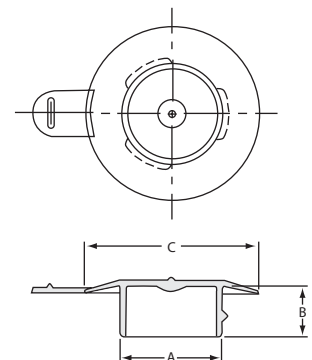


Series PIP-Tab Plugs are designed to fit SAE thread sizes.

These parts offer the convenience of a push-in plug with the plugging quality of a threaded plug. Series PIP-Tab also has a convenient pull-tab for easy removal.



**MATERIAL:** Low Density Polyethylene  
**COLOR\*:** Black







## FP Series

Caplug No.	Packaging						Caplug No.
	Dimensions		Standard Carton			Mini Pak Quantity	
	To Fit Tube Size Inches	Wall Thickness Inches	Shipping Wt. (Approx.)		No. of Pieces		
		lbs	kgs				
FP-125	0.75	.065 (16 Ga.)	14	6.3	5000	1000	FP-125
FP-161	1.00	.120 (11 Ga.)	12	5.4	2500	500	FP-161
FP-164	1.00	.083 (14 Ga.)	11	4.9	2500	500	FP-164
FP-165	1.00	.065 (16 Ga.)	13	5.8	2500	500	FP-165
FP-166	1.00	.049 (18 Ga.)	15	6.8	2500	500	FP-166
FP-167	1.00	.035 (20 Ga.)	17	7.6	2500	500	FP-167
FP-201	1.25	.120 (11 Ga.)	20	9	2500	500	FP-201
FP-204	1.25	.083 (14 Ga.)	17	7.6	2500	500	FP-204
FP-205	1.25	.065 (16 Ga.)	19	8.6	2500	500	FP-205
FP-241	1.50	.120 (11 Ga.)	11	4.9	1000	200	FP-241
FP-244	1.50	.083 (14 Ga.)	10	4.5	1000	200	FP-244
FP-245	1.50	.065 (16 Ga.)	11	4.9	1000	200	FP-245
FP-321	2.00	.120 (11 Ga.)	16	7.2	1000	200	FP-321
FP-324	2.00	.083 (14 Ga.)	15	6.8	1000	200	FP-324
FP-325	2.00	.065 (16 Ga.)	17	7.6	1000	200	FP-325

## PIP Series

Caplug No.	Packaging									Caplug No.			
	Dimensions						Standard Carton				Mini Pak Quantity		
	To Fit Thread Size Inches	To Fit Thread Size Inches	A		B		C		Shipping Wt. (Approx.)			No. of Pieces	
		in	mm	in	mm	in	mm	lbs	kgs				
PIP-1/4*	1/4 SAE	-	.206	5.23	.25	6.35	.40	10.16	3	1.3	5000	1000	PIP-1/4*
PIP-3/8	3/8 SAE	1/8 NPT	.317	8.05	.24	6.10	.59	14.99	4	1.8	5000	1000	PIP-3/8
PIP-7/16	7/16 SAE	-	.370	9.40	.27	6.86	.64	16.26	3	1.3	5000	1000	PIP-7/16
PIP-1/2	1/2 SAE	1/4 NPT	.444	11.28	.27	6.86	.72	18.29	5	2.2	5000	1000	PIP-1/2
PIP-9/16	9/16 SAE	-	.500	12.70	.29	7.37	.81	20.57	5	2.2	5000	1000	PIP-9/16
PIP-5/8	5/8 SAE	3/8 NPT	.558	14.17	.29	7.37	.96	24.38	7	3.2	5000	1000	PIP-5/8
PIP-3/4	3/4 SAE	-	.681	17.30	.29	7.37	.95	24.13	7	3.2	5000	1000	PIP-3/4
PIP-7/8	7/8 SAE	-	.797	20.24	.29	7.37	1.15	29.21	8	3.6	5000	1000	PIP-7/8

\* PIP-1/4 is EVA Material

## PIP-TAB Series

Caplug No.	Packaging											Caplug No.	
	Dimensions						Standard Carton			Mini Pak Quantity			
	To Fit Thread Size Inches	To Fit Thread Size Inches	A		B		C		Shipping Wt. (Approx.)		No. of Pieces		
		in	mm	in	mm	in	mm	lbs	kgs				
PIP-3/8 TAB	3/8 SAE	1/8 NPT	0.317	8.05	0.24	6.10	0.59	14.99	4	1.8	5000	1000	PIP-3/8 TAB
PIP-7/16 TAB	7/16 SAE	-	0.370	9.40	0.27	6.86	0.64	16.26	4	1.8	5000	1000	PIP-7/16 TAB
PIP-1/2 TAB	1/2 SAE	1/4 NPT	0.444	11.28	0.27	6.86	0.72	18.29	6	2.7	5000	1000	PIP-1/2 TAB
PIP-9/16 TAB	9/16 SAE	-	0.500	12.70	0.29	7.37	0.81	20.57	6	2.7	5000	1000	PIP-9/16 TAB
PIP-5/8 TAB	5/8 SAE	3/8 NPT	0.558	14.17	0.29	7.37	0.96	24.38	8	3.6	5000	1000	PIP-5/8 TAB
PIP-3/4 TAB	3/4 SAE	-	0.681	17.30	0.29	7.37	0.95	24.13	8	3.6	5000	1000	PIP-3/4 TAB
PIP-7/8 TAB	7/8 SAE	-	0.797	20.24	0.29	7.37	1.15	29.21	9	4.1	5000	1000	PIP-7/8 TAB



# PLUGS non-threaded

## SQR Series Plugs for Square Tubing

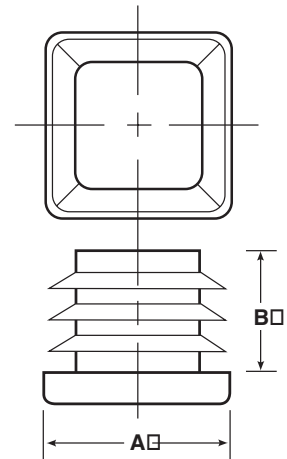
EXPANDED



Series SQR Square Plugs feature a series of externally tapered ribs designed to accommodate a wide range of tubing gauges while also satisfying the fit adjustments on tubing with inside dimensional fluctuations. The exterior ribs are designed to provide a sure grip inside a tube without the unsightly plastic shavings found on many straight wall glide installations.



**MATERIAL\*\*:** Low Density Polyethylene  
**COLOR\*:** Black



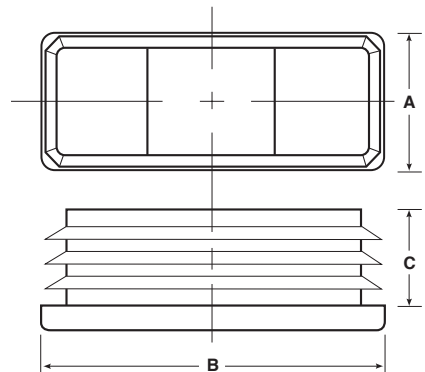
## RER Series Plugs for Rectangular Tubing



Featuring the same external rib design of Series SQR Square Plugs, Series RER Rectangular Plugs are offered in a broad selection of width to length proportions to fit many special tubing shapes found on stands for computer terminals and office machines, display fixtures, and similar metal furnishings and equipment. Durable construction ensures exceptional performance in business and commercial applications.



**MATERIAL\*\*:** Low Density Polyethylene  
**COLOR\*:** Black



## CCF Series Plugs for Round Tubing

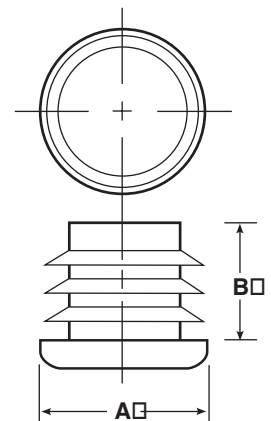
EXPANDED



Durable construction and excellent gliding characteristics recommend Series CCF Round Plugs for use on a wide range of metal furniture, appliances, and similar items. Because they feature the same external rib design of Series SQR Square and Series RER Rectangular Plugs, a secure fit is ensured. A thick, impact- and abrasion-resistant base makes Series CCF plugs ideal tubing closures for products subject to heavy duty service or exposure to adverse environments. None of Caplugs Rib-Lok Load-Bearing Furniture Glides are subject to rust or corrosion.



**MATERIAL\*\*:** Low Density Polyethylene  
**COLOR\*:** Black





## SQR Series

Caplug No.**	Dimensions				Packaging				Caplug No.**
	A - To Fit Tube Size O.D. in*	Wall Thickness in*	B		Standard Carton		Mini Pak Quantity		
			in	mm	Shipping Wt. (Approx.)				
					lbs	kgs	No. of Pieces		
SQR-1/2-16-18	.500	16-18 Ga. (.065-.049)	.44	11.17	8	3.6	5000	1000	SQR-1/2-16-18
SQR-5/8-14-20	.625	14-20 Ga. (.083-.035)	.43	10.92	15	6.8	5000	1000	SQR-5/8-14-20
SQR-3/4-14-20	.750	14-20 Ga. (.083-.035)	.43	10.92	11	5.0	2500	500	SQR-3/4-14-20
SQR-7/8-14-20	.875	14-20 Ga. (.083-.035)	.43	10.92	18	8.1	3000	600	SQR-7/8-14-20
SQR-1-10-14	1.000	10-14 Ga. (.134-.083)	.43	10.92	19	8.6	2500	500	SQR-1-10-14
SQR-1-10-14 THICK HEAD	1.000	10-14 Ga. (.134-.083)	.43	10.92	20	9.1	2000	400	SQR-1-10-14 THICK HEAD
SQR-1-14-20	1.000	14-20 Ga. (.083-.035)	.43	10.92	19	8.6	2500	500	SQR-1-14-20
SQR-1-14-20 THICK HEAD	1.000	14-20 Ga. (.083-.035)	.43	10.92	15	6.8	1000	200	SQR-1-14-20 THICK HEAD
SQR-1-1/8-14-20	1.125	14-20 Ga. (.083-.035)	.49	12.45	16	7.3	1500	300	SQR-1-1/8-14-20
SQR-1-1/4-14-20	1.250	14-20 Ga. (.083-.035)	.52	13.21	15	6.8	1000	200	SQR-1-1/4-14-20
SQR-1-1/2-10-14	1.500	10-14 Ga. (.134-.083)	.52	13.21	18	8.1	1000	200	SQR-1-1/2-10-14
SQR-1-1/2-14-20	1.500	14-20 Ga. (.083-.035)	.52	13.21	19	8.6	1000	200	SQR-1-1/2-14-20
SQR-1-3/4-14-20	1.750	14-20 Ga. (.083-.035)	.52	13.21	15	6.8	500	100	SQR-1-3/4-14-20
SQR-2-10-14	2.000	10-14 Ga. (.134-.083)	.52	13.21	19	8.6	500	100	SQR-2-10-14
SQR-2-14-20	2.000	14-20 Ga. (.083-.035)	.52	13.21	19	8.6	500	100	SQR-2-14-20
SQR-2-1/4-10-14	2.250	10-14 Ga. (.134-.083)	.52	13.21	9	4.1	200	40	SQR-2-1/4-10-14
SQR-2-1/2-6-10	2.500	6-10 Ga. (.203-.134)	.56	14.22	14	6.4	300	60	SQR-2-1/2-6-10
SQR-80MM*	80 mm	2.5 - 5.6 mm	.98	24.89	20	9.1	150	30	SQR-80MM
SQR-100MM*	100 mm	5 - 6.3 mm	.98	24.89	16	7.3	75	15	SQR-100MM

\*Unless noted otherwise

Note: SQR-80MM also fits a 3", 10-24 Ga. tube.

SQR-100MM also fits a 4", 3 Ga. tube.

## RER Series

Caplug No.**	Dimensions				Packaging				Caplug No.**	
	A in*	B in*	Wall Thickness in*	C		Standard Carton		Mini Pak Quantity		
				in	mm	Shipping Wt. (Approx.)				
						lbs	kgs	No. of Pieces		
RER-1/2x1-16-18	.500	1.000	16-18 Ga. (.065-.049)	.43	10.92	11	5.0	2500	500	RER-1/2x1-16-18
REC-5/8x1-1/4-14†	.625	1.250	14 Ga. (.083)	.50	12.70	15	6.7	2000	400	REC-5/8x1-1/4-14†
RER-5/8x1-3/8-14-20	.625	1.375	14-20 Ga. (.083-.035)	.43	10.92	19	8.8	2500	500	RER-5/8x1-3/8-14-20
RER-3/4x1-1/2-14-20	.750	1.500	14-20 Ga. (.083-.035)	.43	10.92	19	8.5	2000	400	RER-3/4x1-1/2-14-20
RER-1x1-1/4-14-20	1.000	1.250	14-20 Ga. (.083-.035)	.50	12.70	20	9.0	2000	400	RER-1x1-1/4-14-20
RER-1x1-1/2-14-20	1.000	1.500	14-20 Ga. (.083-.035)	.50	12.70	14	6.3	1000	200	RER-1x1-1/2-14-20
RER-1x2-10-14	1.000	2.000	10-14 Ga. (.134-.083)	.50	12.70	15	7.0	1000	200	RER-1x2-10-14
RER-1x2-14-20	1.000	2.000	14-20 Ga. (.083-.035)	.50	12.70	15	6.7	1000	200	RER-1x2-14-20
RER-1x2-1/2-16-18	1.000	2.500	16-18 Ga. (.065-.049)	.50	12.70	20	9.2	1000	200	RER-1x2-1/2-16-18
RER-1x3-14-20	1.000	3.000	14-20 Ga. (.083-.035)	.51	12.95	17	7.8	500	100	RER-1x3-14-20
RER-1-1/2x2-1/2-12-16	1.500	2.500	12-16 Ga. (.105-.065)	.53	13.46	14	6.3	300	60	RER-1-1/2x2-1/2-12-16
RER-2x3-10-14	2.000	3.000	10-14 Ga. (.134-.083)	.52	13.21	15	6.7	250	50	RER-2x3-10-14
RER-40x80-3-4mm	40mm	80mm	3-4mm	.94	23.88	18	8.2	250	50	RER-40x80-3-4mm
RER-2x4-6-12 (50x100mm)	2.000	4.000	6-12 Ga. (.194-.105)	.65	16.51	17	7.7	200	40	RER-2x4-6-12

\*Unless noted otherwise

† Parts feature plain shank style

## CCF Series

Caplug No.**	Dimensions				Packaging				Caplug No.**
	A - To Fit Tube Size O.D. in	Wall Thickness in	B		Standard Carton		Mini Pak Quantity		
			in	mm	Shipping Wt. (Approx.)				
					lbs	kgs	No. of Pieces		
CCF-1/2-16-20	.500	16-20 Ga. (.065-.035)	.45	11.43	13	6.0	10000	1000	CCF-1/2-16-20
CCF-5/8-10-12 DOME	.625	10-12 Ga. (.134-.109)	.45	11.43	17	7.5	6000	1000	CCF-5/8-10-12 DOME
CCF-5/8-14-20	.625	14-20 Ga. (.083-.035)	.44	11.18	12	5.5	5000	1000	CCF-5/8-14-20
CCF-3/4-14-20	.750	14-20 Ga. (.083-.035)	.44	11.18	17	7.5	5000	1000	CCF-3/4-14-20
CCF-7/8-14-20	.875	14-20 Ga. (.083-.035)	.44	11.18	18	8.0	4000	800	CCF-7/8-14-20
CCF-1-10-14	1.000	10-14 Ga. (.134-.083)	.44	11.18	21	9.7	4000	800	CCF-1-10-14
CCF-1-14-20	1.000	14-20 Ga. (.083-.035)	.44	11.18	22	10.1	4000	800	CCF-1-14-20
CCF-1-1/8-14-20	1.125	14-20 Ga. (.083-.035)	.52	13.21	19	8.7	2500	500	CCF-1-1/8-14-20
CCF-1-1/4-10-14	1.250	10-14 Ga. (.134-.083)	.52	13.21	14	6.3	1500	300	CCF-1-1/4-10-14
CCF-1-1/4-14-20	1.250	14-20 Ga. (.083-.035)	.52	13.21	14	6.3	1500	300	CCF-1-1/4-14-20
CCF-1-1/2-10-14	1.500	10-14 Ga. (.134-.083)	.52	13.21	18	8.0	1500	300	CCF-1-1/2-10-14
CCF-1-1/2-14-20	1.500	14-20 Ga. (.083-.035)	.52	13.21	18	8.0	1500	300	CCF-1-1/2-14-20
CCF-1-5/8-14-20	1.625	14-20 Ga. (.083-.035)	.52	13.21	15	6.7	1000	200	CCF-1-5/8-14-20
CCF-1-3/4-14-20	1.750	14-20 Ga. (.083-.035)	.59	14.99	17	7.6	1000	200	CCF-1-3/4-14-20
CCF-2-10-14	2.000	10-14 Ga. (.134-.083)	.59	14.99	11	5.0	500	100	CCF-2-10-14
CCF-2-14-20	2.000	14-20 Ga. (.083-.035)	.59	14.99	11	5.0	500	100	CCF-2-14-20
CCF-2-1/8-10-16	2.125	10-16 Ga. (.134-.065)	.67	17.02	18	8.1	700	140	CCF-2-1/8-10-16
CCF-2-1/4-10-14	2.250	10-14 Ga. (.134-.083)	.66	16.76	15	6.6	500	100	CCF-2-1/4-10-14
CCF-2-3/8-10-14	2.375	10-14 Ga. (.134-.083)	.66	16.76	13	5.7	400	80	CCF-2-3/8-10-14
CCF-2-1/2-8-12	2.500	8-12 Ga. (.165-.109)	.69	17.53	15	6.9	400	80	CCF-2-1/2-8-12
CCF-2-1/2-14-20	2.500	14-20 Ga. (.083-.035)	.69	17.53	13	6.0	400	80	CCF-2-1/2-14-20

\*\* Other sizes available

For prices, free samples and online ordering visit our Web site at [www.caplugs.com](http://www.caplugs.com) or call

1-888-Caplugs® (227-5847)

In Canada 1-800-387-7115




# PLUGS Vinyl

## TP Series Tapered Vinyl Plugs

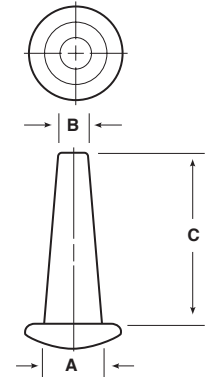


Series TP Vinyl Plugs are designed with a distinct tapered configuration, making them ideal for plugging small holes ranging in diameter from .070" to .343". Flexibility of the vinyl allows these plugs to push in and pull out easily.

They are color coded for ease of size identification.



**MATERIAL:** Vinyl  
**COLOR\*:** See chart on page 121.



## VTP Series Flexible Vinyl, Tapered Plugs

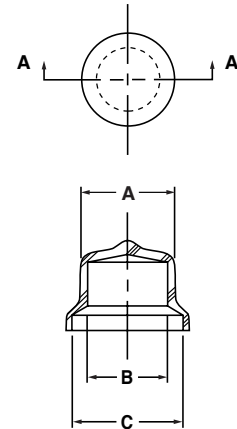


Series VTP Vinyl Plugs provide a snug fit when pushed into open ports, ensuring a tight closure that will not pop out accidentally during processing or shipping.

A simple tug on the flanged lip of an installed VTP breaks the seal for easy removal. The plugs are molded from a specially formulated, non-shredding vinyl that offers an attractive, high gloss finish to products.



**MATERIAL:** Vinyl  
**COLOR\*:** Red





## TP Series

Caplug No.	Color	Dimensions						Packaging				Caplug No.
		A		B		C		Standard Carton		Mini Pak Quantity		
		in	mm	in	mm	in	mm	Shipping Wt. (Approx.)			No. of Pieces	
lbs	kgs											
TP-4	Red	.15	3.81	.07	1.78	0.500	12.70	2	0.9	5000	1000	TP-4
TP-6	Blue	.20	5.08	.10	2.54	0.500	12.70	3	1.3	5000	1000	TP-6
TP-8	Green	.25	6.35	.14	3.56	0.750	19.05	7	3.1	5000	1000	TP-8
TP-9	Brown	.30	7.62	.14	3.56	1.000	25.40	8	3.6	5000	1000	TP-9
TP-10	Orange	.31	7.87	.16	4.06	0.750	19.05	9	4.0	5000	1000	TP-10
TP-11	Gray	.31	7.87	.19	4.83	1.000	25.40	13	5.8	5000	1000	TP-11
TP-12	Red	.34	8.64	.19	4.83	0.750	19.05	10	4.5	5000	1000	TP-12

## VTP Series

Caplug No.			Dimensions						Packaging				Caplug No.						
	To Fit Thread Size	To Fit Thread Size	A		B		C		Standard Carton		Mini Pak Quantity								
			in	mm	in	mm	in	mm	Shipping Wt. (Approx.)			No. of Pieces							
									lbs	kgs									
VTP-05	-	1/4 STD	.195	4.95	.125	3.18	.300	7.62	3	1.4	5000	1000	VTP-05						
VTP-1	-	5/16 STD	.290	7.37	.210	5.33	.406	10.31	5	2.3	5000	1000	VTP-1						
VTP-2	1/8 NPT	3/8 STD	.400	10.16	.290	7.37	.437	11.10	6	2.7	5000	1000	VTP-2						
VTP-25	-	7/16 STD	.445	11.30	.340	8.64	.500	12.70	9	4.1	5000	1000	VTP-25						
VTP-3	1/4 NPT	1/2 STD	.530	13.46	.365	9.27	.555	14.10	15	6.8	5000	1000	VTP-3						
VTP-35	-	9/16 STD	.570	14.48	.445	11.30	.625	15.88	9	4.1	2500	500	VTP-35						
VTP-4	3/8 NPT	5/8 STD	.640	16.26	.520	13.21	.750	19.06	12	5.4	2500	500	VTP-4						
VTP-5	1/2 NPT	3/4 STD	.800	20.32	.682	17.32	.937	23.80	13	5.9	2500	500	VTP-5						
VTP-55	3/4 NPT	7/8 STD	.870	22.10	.732	18.59	1.000	25.40	9	4.1	1000	200	VTP-55						
VTP-6	3/4 NPT	1 1/16 STD	1.025	26.04	.891	22.63	1.188	30.18	10	4.5	1000	200	VTP-6						
VTP-7	1 NPT	1 3/16, 1 1/4, 1 5/16 STD	1.275	32.39	1.147	29.13	1.453	36.91	13	5.9	1000	200	VTP-7						



# PLUGS threaded

## P Series Plastic Threaded Plugs for Pipe Fitting

EXPANDED

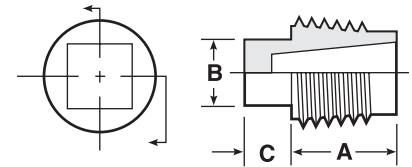


Series P Pipe Plugs are available in three styles: square head, round head and recessed socket. They are molded in high density polyethylene and are ideal for keeping moisture, dirt and other contaminants from NPT-threaded ports.

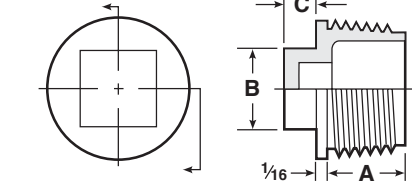


**MATERIAL:** High Density Polyethylene  
**COLOR\*:** Red

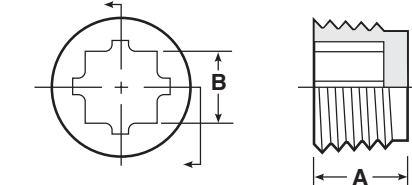
Tapered Thread



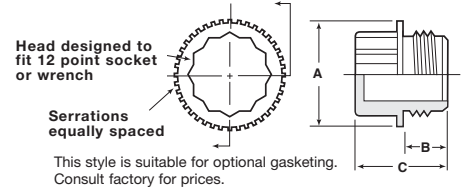
Tapered Thread



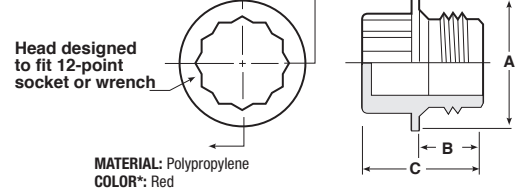
Tapered Thread



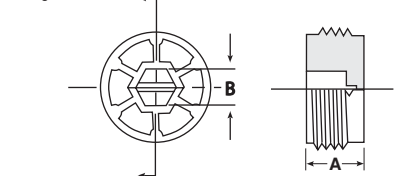
Straight Thread



Straight Thread



Straight Thread





Applicable Specs.: MIL-C-5501/5, MIL-C-52078, NAS-840 (P-38B only)

## P Series

Caplug No.	To Fit Thread Size	Dimensions						Packaging				Caplug No.
		A		B		C		Standard Carton		Mini Pak Quantity		
		in	mm	in	mm	in	mm	Shipping Wt. (Approx.)			No. of Pieces	
								lbs	kgs			
P-18	1/8" NPT	0.44	11.18	0.28	7.11	0.25	6.35	10	4.5	5000	1000	P-18
P-28	1/4" NPT	0.50	12.70	0.37	9.40	0.25	6.35	16	7.2	5000	1000	P-28
P-38	3/8" NPT	0.56	14.22	0.44	11.18	0.25	6.35	24	10.8	5000	1000	P-38
P-48	1/2" NPT	0.59	14.99	0.56	14.22	0.25	6.35	18	8.1	2500	500	P-48
P-108	1 1/4" NPT	0.75	19.05	0.75	19.05	0.25	6.35	18	8.1	800	160	P-108
P-128	1 1/2" NPT	0.97	24.64	1.25	31.75	0.38	9.65	19	8.6	700	140	P-128
P-68H	3/4" NPT	0.62	15.75	0.62	15.75	0.25	6.35	11	4.9	1000	200	P-68H
P-88H	1" NPT	0.72	18.29	0.81	20.57	0.31	7.87	16	7.2	1000	200	P-88H
P-68V	3/4" NPT	0.62	15.75	0.50	12.70	-	-	12	5.4	1000	200	P-68V
P-18B	1/8" NPT	0.56	14.22	0.27	6.85	0.58	14.73	17	7.6	5000	1000	P-18B
P-28B	1/4" NPT	0.74	18.80	0.37	9.39	0.68	17.27	13	5.8	5000	1000	P-28B
P-38B	3/8" NPT	0.83	21.08	0.33	8.38	0.71	10.03	10	4.5	2500	500	P-38B
P-48B	1/2" NPT	1.04	26.42	0.55	13.97	0.92	23.37	10	4.5	1000	200	P-48B
P-68B	3/4" NPT	1.31	33.28	0.63	16.00	1.04	26.42	13	5.8	1000	200	P-68B
P-48C	1/2" -14 NPT	1.04	26.41	0.50	12.70	0.94	23.87	18	8.1	3000	600	P-48C
P-68VH	3/4" NPT	0.50	12.70	0.31	7.87	-	-	19	8.6	2500	500	P-68VH



# PLUGS threaded

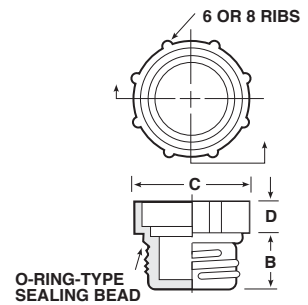
## PDO Series Plastic Threaded Plugs for SAE O-Ring Ports



Series PDO Plugs provide positive sealing for SAE straight-threaded O-ring-type ports and MIL-MS-33649 bosses on fluid power components. Integral O-ring type bead seats in the bevel of the port to prevent oil leakage or entrance of contaminants. Seal at outside of knurl protects port face against paint and dirt.



**MATERIAL:** High Density Polyethylene  
**COLOR\*:** Red



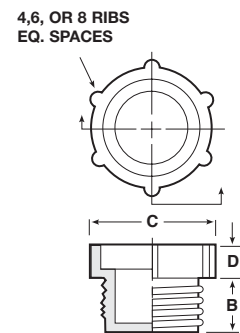
## PDI Series Threaded Plastic Plugs for Inverted Flared Fittings



Series PDI Plugs are made for use on inverted flared fittings. Knurled for ease of application, they will seal with light finger tightening. Series PDI Plugs will seal boss type fittings without gaskets.



**MATERIAL:** Low Density Polyethylene  
**COLOR\*:** Red



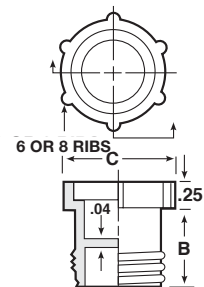
## PDE Series Plastic Threaded Plugs for Flareless Tube and Nut Assemblies



Knurled for ease of application, Series PDE Plugs are designed to fit MS-21921 tube and nut assemblies interchangeably. They can be installed with light finger tightening to seal beyond normal requirements.



**MATERIAL:** Low Density Polyethylene  
**COLOR\*:** Red







## PDO Series

Caplug No.	Dimensions							Packaging			Caplug No.	
	To Fit Thread Size	B		C		D		Standard Carton		Mini Pak Quantity		
		in	mm	in	mm	in	mm	Shipping Wt. (Approx.) lbs	kgs			No. of Pieces
PDO-104	7/16-20	0.32	8.13	0.65	16.5	0.38	9.65	11	4.9	5000	1000	PDO-104
PDO-105	1/2-20	0.32	8.13	0.72	18.2	0.38	9.65	12	5.4	5000	1000	PDO-105
PDO-106	9/16-18	0.36	9.14	0.78	19.8	0.38	9.65	15	6.8	5000	1000	PDO-106
PDO-108	3/4-16	0.40	10.16	0.98	24.8	0.38	9.65	11	4.9	2500	500	PDO-108
PDO-110	7/8-14	0.45	11.43	1.11	28.2	0.38	9.65	13	5.8	2500	500	PDO-110
PDO-112	1 1/16-12	0.62	15.75	1.31	33.2	0.38	9.65	19	8.6	2500	500	PDO-112
PDO-116	1 5/16-12	0.62	15.75	1.56	39.6	0.38	9.65	11	4.9	1000	200	PDO-116
PDO-120	1 5/8-12	0.62	15.75	1.88	47.7	0.38	9.65	11	4.9	1000	200	PDO-120

Applicable Specs.: MIL-C-52078

## PDI Series

Caplug No.	Dimensions							Packaging			Caplug No.	
	To Fit Thread Size	B		C		D		Standard Carton		Mini Pak Quantity		
		in	mm	in	mm	in	mm	Shipping Wt. (Approx.) lbs	kgs			No. of Pieces
PDI-21	5/16-28	0.22	5.59	0.44	11.2	0.19	4.83	5	2.2	5000	1000	PDI-21
PDI-31	3/8-24	0.25	6.35	0.50	12.7	0.19	4.83	6	2.7	5000	1000	PDI-31
PDI-41	7/16-24	0.27	6.86	0.63	16.0	0.19	4.83	8	3.6	5000	1000	PDI-41
PDI-51	1/2-20	0.28	7.11	0.69	17.5	0.25	6.35	11	4.9	5000	1000	PDI-51
PDI-66	5/8-18	0.31	7.87	0.81	20.6	0.25	6.35	13	5.8	5000	1000	PDI-66
PDI-67	5/8-18	0.50	12.7	0.81	20.6	0.25	6.35	14	6.4	5000	1000	PDI-67
PDI-69	1 1/16-18	0.31	7.87	0.87	22.1	0.25	6.35	15	6.8	5000	1000	PDI-69
PDI-81	3/4-18	0.38	9.65	0.87	22.1	0.25	6.35	17	7.6	5000	1000	PDI-81
PDI-122	1 1/16-16	0.43	10.92	1.19	30.2	0.25	6.35	14	6.3	2500	500	PDI-122

## PDE Series

Caplug No.	Dimensions							Packaging			Caplug No.	
	To Fit Thread Size	B		C		D		Standard Carton		Mini Pak Quantity		
		in	mm	in	mm	in	mm	Shipping Wt. (Approx.) lbs	kgs			No. of Pieces
PDE-3	3/8-24	0.35	8.89	0.56	12.7			8	3.6	5000	1000	PDE-3
PDE-4	7/16-20	0.40	10.16	0.56	14.2			9	4	5000	1000	PDE-4
PDE-5	1/2-20	0.46	11.68	0.63	16.0			11	4.9	5000	1000	PDE-5
PDE-6	9/16-18	0.48	12.19	0.68	17.2			13	5.8	5000	1000	PDE-6
PDE-8	3/4-16	0.54	13.72	0.87	22.1			18	8.1	5000	1000	PDE-8
PDE-10	7/8-14	0.62	15.75	1.00	25.4			12	5.4	2500	500	PDE-10
PDE-12	1 1/16-12	0.64	16.26	1.25	31.7			6	2.7	1000	200	PDE-12
PDE-16	1 5/16-12	0.72	18.29	1.50	38.1			9	4	1000	200	PDE-16



# PLUGS threaded

## PD Series Threaded Plastic Plugs for Flared JIC Fittings

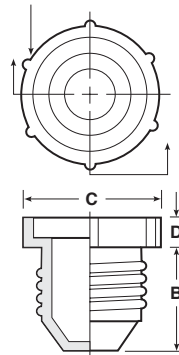


Series PD Plugs, designed for use on flared JIC fittings, are knurled for ease of application. They will seal low pressure requirements with light finger tightening. PD Plugs can be used to seal 37° flare fittings without gaskets.



MATERIAL: Low Density Polyethylene  
COLOR\*: Red

4, 6, OR 8 RIBS  
EQUALLY SPACED



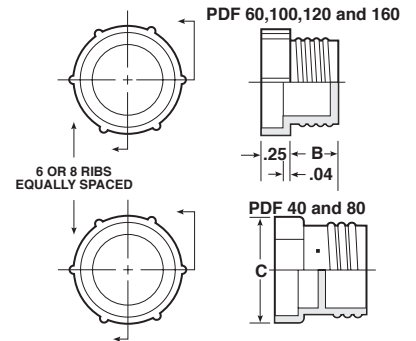
## PDF Series Threaded Plastic Plugs for Flat-Faced O-Ring Hydraulic Fittings



Series PDF Plugs are designed for easy mechanical or hand installation on flat-faced O-ring fittings.




MATERIAL: Low Density Polyethylene  
COLOR\*: Red



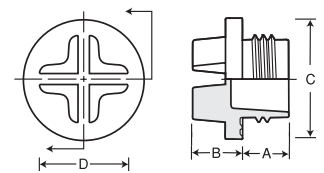
## MSP Series Slotted-Head Plastic Plugs For Metric-Threaded Ports



Series MSP Plugs feature two concentric, raised rings on the underside of the flange to provide positive sealing around metric-threaded ports. A cross-slotted head makes it easy to tighten with a screwdriver.



MATERIAL: High Density Polyethylene  
COLOR\*: Green





Applicable Specs.: MIL-C-5501/1 (MIL-C-52078, NAS-815), NAS-833

## PD Series

Caplug No.	Dimensions								Packaging				Caplug No.
	To Fit Tube Size	To Fit Thread Size	B		C		D		Standard Carton		Mini Pak Quantity		
			in	mm	in	mm	in	mm	Shipping Wt. (Approx.)				
lbs	kgs	Pieces											
PD-20	1/8	5/16-24	0.44	11.2	0.44	11.18	0.18	4.57	5	2.2	5000	1000	PD-20
PD-30	3/16	3/8-24	0.46	11.7	0.50	12.70	0.18	4.57	7	3.1	5000	1000	PD-30
PD-40	1/4	7/16-20	0.53	13.5	0.62	15.75	0.19	4.83	9	4	5000	1000	PD-40
PD-50	5/16	1/2-20	0.53	13.5	0.68	17.27	0.25	6.35	12	5.4	5000	1000	PD-50
PD-60	3/8	9/16-18	0.50	12.7	0.81	20.57	0.25	6.35	13	5.8	5000	1000	PD-60
PD-65	3/8	5/8-18	0.59	15.0	0.81	20.57	0.25	6.35	16	7.2	5000	1000	PD-65
PD-80	1/2	3/4-16	0.75	19.1	0.94	23.88	0.25	6.35	12	5.4	2500	500	PD-80
PD-100	5/8	7/8-14	0.87	22.1	1.06	26.93	0.25	6.35	16	7.2	2500	500	PD-100
PD-120	3/4	1 1/16-12	0.89	22.6	1.25	31.75	0.25	6.35	21	9.4	2500	500	PD-120
PD-121	3/4	1 1/16-14	1.12	28.5	1.31	33.28	0.25	6.35	10	4.5	1000	200	PD-121
PD-140	7/8	1 3/16-12	0.93	23.6	1.40	35.56	0.25	6.35	21	9.4	2500	500	PD-140
PD-160	1	1 5/16-12	0.93	23.6	1.50	38.10	0.25	6.35	10	4.5	1000	200	PD-160
PD-180	-	1 1/2-12	0.93	23.6	1.75	44.45	0.25	6.35	13	5.8	1000	200	PD-180
PD-200	1 1/4	1 5/8-12	0.93	23.6	2.00	50.80	0.25	6.35	15	6.8	1000	200	PD-200
PD-220	-	1 3/4-12	0.95	24.1	2.19	55.63	0.25	6.35	17	7.6	1000	200	PD-220
PD-240	1 1/2	1 7/8-12	1.15	29.2	2.31	58.68	0.31	7.87	12	5.4	500	100	PD-240
PD-280	1 3/4	2 1/4-12	1.31	33.3	2.63	66.80	0.31	7.87	18	8.1	500	100	PD-280
PD-320	2	2 1/2-12	1.31	33.3	2.94	74.68	0.31	7.87	19	8.6	500	100	PD-320

## PDF Series

Caplug No.	Dimensions						Packaging				Caplug No.
	To Fit Tube Size	To Fit Thread Size	B		C		Standard Carton		Mini Pak Quantity		
			in	mm	in	mm	Shipping Wt. (Approx.)				
lbs	kgs	Pieces									
PDE-6 (PDF-40)	1/4	9/16-18	0.48	12.19	0.68	17.27	13	5.8	5000	1000	PDE-6 (PDF-40)
PDF-60	3/8	11/16-16	0.44	11.18	0.87	22.10	15	6.8	5000	1000	PDF-60
PDF-80	1/2	13/16-16	0.50	12.70	0.94	23.88	19	8.6	5000	1000	PDF-80
PDF-100	5/8	1-14	0.59	14.99	1.16	29.47	12	5.4	2500	500	PDF-100
PDF-120	3/4	1 3/16-12	0.63	16.00	1.33	33.78	15	6.8	2500	500	PDF-120
PDF-160	1	1 7/16-12	0.75	19.05	1.63	41.40	10	4.5	1000	200	PDF-160

## MSP Series

Caplug No.	Dimensions								Packaging				Caplug No.	
	To Fit Thread Size	A		B		C		D		Standard Carton		Mini Pak Quantity		
		in	mm	in	mm	in	mm	in	mm	Shipping Wt. (Approx.)				
lbs	kgs	Pieces												
MSP-14x1.5	14mmx1.5mm	.33	8.30	.32	8.20	.86	21.80	.59	15.00	17	7.7	4000	800	MSP-14x1.5
MSP-16x1.5	16mmx1.5mm	.33	8.50	.24	9.00	.86	21.80	.63	16.00	17	7.7	4000	800	MSP-16x1.5



# PLUGS threaded

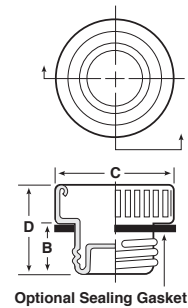
## ADP Series Threaded Aluminum Plugs For Flareless Tube And Hose Assemblies



Series ADP Plugs have a dimpled nose section that forms a low-pressure seal with flareless tube ends. The addition of a neoprene shoulder gasket enables the ADP-GN to provide a positive seal on the spot-face of the O-ring port. Special gaskets are also available in Butyl or Buna N rubber.



**MATERIAL:** 3003-0 Aluminum Alloy  
**COLOR:** Natural (Silver)



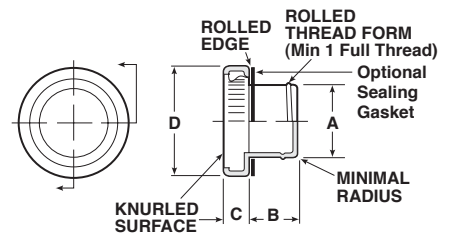
## AFO Series Threaded Aluminum Plugs For Flat-Faced O-Ring Hydraulic Fittings



Series AFO Plugs are designed for positive, metal-to-metal threaded protection of fluid lines and fittings. Available with optional neoprene gaskets. Special gaskets are also available in Butyl or Buna N rubber.



**MATERIAL:** 3003-0 Aluminum Alloy  
**COLOR:** Natural (Silver)



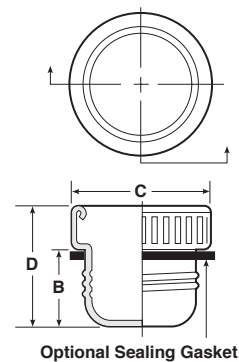
## ASP Series Threaded Aluminum Plugs for 37° Flared Fittings and Straight-Threaded Ports



Designed for protection of 37° flare fittings and straight-threaded ports, the Series ASP Plug has a nose section that seals on flared fittings without a gasket. The ASP-GN has an added neoprene shoulder gasket for low-pressure sealing of threaded ports. Special gaskets are also available in Butyl or Buna N rubber.




**MATERIAL:** 3003-0 Aluminum Alloy  
**COLOR:** Natural (Silver)



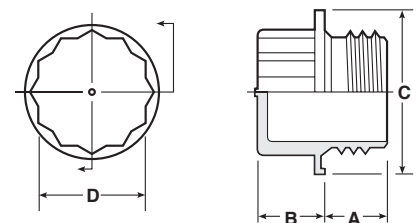
## BSP Series Plastic Threaded Plugs For British Standard Pipe Fittings



Series BSP Plugs provide positive protective sealing on ports threaded for British Standard Pipe fittings. A unique flange compression seal prevents leakage of residual fluid. Designed for easy finger installation, a 12-point head enables socket or wrench tightening for a positive seal.



**MATERIAL:** Polypropylene  
**COLOR:** Yellow



EXPANDED



Applicable Specs.: MIL-C-5501/2, NAS-842

## ADP Series

Caplug No.	Dimensions									Packaging			Caplug No.
	To Fit Tube Size	To Fit Thread Size	B		C		D		Standard Carton		Mini Pak Quantity		
	in	mm	in	mm	in	mm	Shipping Wt. (Approx.) lbs	kgs	No. of Pieces				
ADP-2	5/32	5/16-24	.34	8.64	.47	11.94	.52	13.21	7	3.2	5500	1000	ADP-2
ADP-3	3/16	3/8-24	.28	7.11	.57	14.48	.52	13.21	10	4.5	5000	1000	ADP-3
ADP-4	1/4	7/16-20	.29	7.37	.61	15.49	.54	13.72	9	4.0	7000	1000	ADP-4
ADP-5	5/16	1/2-20	.32	8.13	.70	17.78	.55	13.97	11	4.9	5500	1000	ADP-5
ADP-6	3/8	9/16-18	.33	8.38	.76	19.30	.60	15.24	12	5.4	4000	1000	ADP-6
ADP-7	7/16	5/8-18	.31	7.87	.90	22.86	.59	14.99	16	7.2	5000	1000	ADP-7
ADP-8	1/2	3/4-16	.43	10.92	.94	23.88	.72	18.29	15	6.8	4700	800	ADP-8
ADP-10	5/8	7/8-14	.49	12.45	1.11	28.20	.74	18.80	12	5.4	3500	500	ADP-10
ADP-12	3/4	1 1/16-12	.47	11.94	1.38	35.05	.81	20.57	26	11.7	1900	500	ADP-12
ADP-16	1	1 5/16-12	.45	11.43	1.53	38.86	.82	20.83	13	5.8	1200	200	ADP-16

## AFO Series

Caplug No.	Dimensions									Packaging			Caplug No.	
	To Fit Thread Size	A		B		C		D		Standard Carton		Mini Pak Quantity		
	in	mm	in	mm	in	mm	in	mm	Shipping Wt. (Approx.) lbs	kgs	No. of Pieces			
AFO-60	11/16-16	.607	15.42	.48	12.19	.29	7.37	.94	23.88	6	2.7	4500	1000	AFO-60
AFO-80	13/16-16	.730	18.54	.53	13.46	.29	7.37	1.11	28.20	7	3.1	3200	400	AFO-80
AFO-100	1-14	.907	23.04	.63	16.00	.31	7.87	1.38	35.05	10	4.5	1700	300	AFO-100
AFO-120	1 3/16-12	1.080	27.43	.70	17.78	.31	7.87	1.38	35.05	20	9.0	1400	300	AFO-120
AFO-160	1 7/16-12	1.330	33.78	.70	17.78	.43	10.92	2.00	50.80	22	9.9	650	100	AFO-160

Applicable Specs.: MIL-C-5501/1, NAS-818, NAS-836

## ASP Series

Caplug No.	Dimensions									Packaging			Caplug No.
	To Fit Tube Size	To Fit Thread Size	B		C		D		Standard Carton		Mini Pak Quantity		
	in	mm	in	mm	in	mm	in	mm	Shipping Wt. (Approx.) lbs	kgs		No. of Pieces	
ASP-3	3/16	3/8-24	0.37	9.4	0.57	14.48	0.61	15.49	7	3.1	4500	1000	ASP-3
ASP-4	1/4	7/16-20	0.46	11.7	0.61	15.49	0.71	18.03	11	4.9	5000	1000	ASP-4
ASP-5	5/16	1/2-20	0.47	11.9	0.70	17.78	0.70	17.78	15	6.8	5000	1000	ASP-5
ASP-6	3/8	9/16-18	0.50	12.7	0.76	19.30	0.77	19.56	12	5.4	5000	1000	ASP-6
ASP-7	3/8	5/8-18	0.50	12.7	0.90	22.86	0.78	19.81	15	6.8	5000	1000	ASP-7
ASP-8	1/2	3/4-16	0.61	15.5	0.94	23.88	0.90	22.86	16	7.2	4000	800	ASP-8
ASP-10	5/8	7/8-14	0.70	17.8	1.11	28.20	0.95	24.13	12	5.4	3000	500	ASP-10
ASP-12	3/4	1 1/16-12	0.65	16.5	1.38	35.05	0.99	25.15	18	8.1	1700	500	ASP-12
ASP-16	1	1 5/16-12	0.71	18.0	1.53	38.86	1.08	27.43	13	5.8	1150	200	ASP-16
ASP-24	1 1/2	1 7/8-12	0.88	22.4	2.50	63.50	1.24	31.50	20	9.1	400	80	ASP-24


## BSP Series

Caplug No.	Dimensions									Packaging			Caplug No.
	To Fit Thread Size	A		B		C		Wrench Size	Standard Carton		Mini Pak Quantity		
	in	mm	in	mm	in	mm	in	Shipping Wt. (Approx.) lbs	kgs	No. of Pieces			
BSP-1/4	G 1/4	.36	9.14	.33	8.38	.728	18.49	11	15	6.8	5000	1000	BSP-1/4
BSP-3/8	G 3/8	.36	9.14	.33	8.38	.886	22.51	14	18	8.1	4000	800	BSP-3/8
BSP-1/2	G 1/2	.43	10.92	.44	11.18	1.043	26.49	18	16	7.2	2000	400	BSP-1/2
BSP-3/4	G 3/4	.43	10.92	.44	11.18	1.339	33.78	24	17	7.7	2000	400	BSP-3/4



# PLUGS threaded

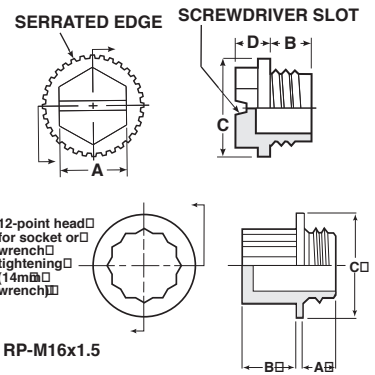
## RP Series Threaded Plugs



Originated for automotive and air conditioning tube fittings, Series RP is a general-purpose, high-strength, machine thread plug adaptable to a multitude of applications. Serrated for finger tightening, they also have a slotted hex head for screwdriver, nutdriver or wrench installation where desired.



**MATERIAL:** Polypropylene  
**COLOR:** RP\*, Red  
RP-M\*, White



## RPO Series Threaded Plugs

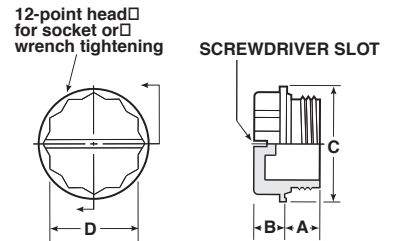
EXPANDED



Series RPO Plugs provide a positive dual seal on SAE straight threaded ports. Integral O-ring-type bead seats into bevel of threaded opening to prevent oil or fluid leakage. A lip on the flange compresses against the surface to keep contaminants from the spot face. Slotted, 12-point head for screwdriver, socket or wrench tightening.



**MATERIAL:** High Density Polyethylene  
**COLOR:** Red



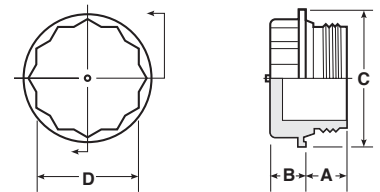
## RPO-M Series Threaded Plugs




Series RPO-M Plugs provide dual seals on ISO fluid power system metric ports. An integral O-ring-type bead seats snugly into the bevel of the threaded opening to prevent oil or fluid leakage. A 12-point head makes it possible to tighten with socket or wrench.




**MATERIAL:** Polypropylene  
**COLOR:** Green



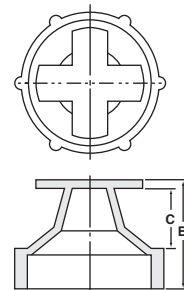
## UTP Series Universal Thread Plugs



Series UTP Universal Thread Plugs offer unique flexibility. Each plug is designed to fit many different thread sizes. Series UTP is excellent for easy installation by just pushing the plug into a female threaded port. A small turn is all that's required to lock the plug in place.



**MATERIAL\*\*:** Low Density Polyethylene  
**COLOR:** Red





Applicable Specs.: MIL-C-52078, MIL-C-5501/10, NAS-838

## RP Series

Caplug No.	Dimensions									Packaging				Caplug No.
	To Fit Thread Size	A		B		C		D		Standard Carton		Mini Pak Quantity		
		in	mm	in	mm	in	mm	in	mm	Shipping Wt. (Approx.) lbs	kgs		No. of Pieces	
RP-7-14	7/16-14	0.43	10.92	0.30	7.62	0.62	15.75	0.28	7.11	11	4.9	5000	1000	RP-7-14
RP-7-20	7/16-20	0.43	10.92	0.30	7.62	0.62	15.75	0.28	7.11	11	4.9	5000	1000	RP-7-20
RP-8-13	1/2-13	0.495	12.57	0.32	8.13	0.69	17.53	0.26	6.60	15	6.8	5000	1000	RP-8-13
RP-8-20	1/2-20	0.50	12.70	0.32	8.13	0.69	17.53	0.25	6.35	15	6.8	5000	1000	RP-8-20
RP-10	5/8-18	0.56	14.22	0.35	8.89	0.81	20.57	0.27	6.86	19	8.6	5000	1000	RP-10
RP-12	3/4-16	0.68	17.27	0.44	11.18	0.94	23.88	0.27	6.86	14	6.3	2500	500	RP-12
RP-14	7/8-14	0.75	19.05	0.50	12.70	1.06	26.93	0.32	8.13	18	8.1	2500	500	RP-14
RP-M16x1.5	16mmx1.5mm	0.28	7.11	0.52	13.21	0.89	22.61	-	-	16	7.2	4000	800	RP-M16x1.5

## RPO Series

Caplug No.	Dimensions								Packaging				Caplug No.
	To Fit Thread Size	A		B		C		12-Point Socket Size D	Standard Carton		Mini Pak Quantity		
		in	mm	in	mm	in	mm		Shipping Wt. (Approx.) lbs	kgs		No. of Pieces	
RPO-104	7/16-20	0.34	8.64	0.26	6.60	0.66	16.76	3/8	19	8.6	8000	1000	RPO-104
RPO-104-24	7/16-24	0.34	8.64	0.26	6.60	0.66	16.76	3/8	19	8.6	8000	1000	RPO-104-24
RPO-105	1/2-20	0.34	8.64	0.30	7.62	0.73	18.54	7/16	17	7.6	6000	1000	RPO-105
RPO-106	9/16-18	0.36	9.14	0.30	7.62	0.80	20.32	1/2	18	8.1	6000	1000	RPO-106
RPO-108	3/4-16	0.41	10.41	0.31	7.87	1.02	25.91	11/16	16	7.2	3000	600	RPO-108
RPO-110	7/8-14	0.53	13.46	0.31	7.87	1.16	29.47	13/16	17	7.6	2000	400	RPO-110
RPO-112	1 1/16-12	0.61	15.49	0.31	7.87	1.45	36.83	1	14	6.3	1000	200	RPO-112
RPO-116	1 5/16-12	0.61	15.49	0.33	8.38	1.74	44.20	1 1/4	18	8.1	1000	200	RPO-116
RPO-120	1 5/8-12	0.61	15.49	0.33	8.38	2.17	55.12	1 9/16	19	8.6	700	140	RPO-120

## RPO-M Series

Caplug No.	Dimensions								Packaging				Caplug No.
	To Fit Thread Size	A		B		C		12-Point Socket Size D	Standard Carton		Mini Pak Quantity		
		in	mm	in	mm	in	mm		Shipping Wt. (Approx.) lbs	kgs		No. of Pieces	
RPO-M12x1.5	12x1.5	0.41	10.41	0.34	8.64	0.73	18.54	10	15	6.8	5000	1000	RPO-M12x1.5
RPO-M14x1.5	14x1.5	0.41	10.41	0.38	9.65	0.81	20.57	12	16	7.2	5000	1000	RPO-M14x1.5
RPO-M18x1.5	18x1.5	0.41	10.41	0.44	11.18	0.97	24.64	16	18	8.1	3000	600	RPO-M18x1.5
RPO-M22x1.5	22x1.5	0.41	10.41	0.44	11.18	1.12	28.45	20	17	7.6	2000	400	RPO-M22x1.5
RPO-M27x2	27x2	0.41	10.41	0.44	11.18	1.36	34.54	24	19	8.6	2000	400	RPO-M27x2

## UTP Series

Caplug No.	Dimensions						Packaging				Caplug No.
	To Fit Thread Size	B		C		Standard Carton		Mini Pak Quantity			
		in	mm	in	mm	Shipping Wt. (Approx.) lbs	kgs		No. of Pieces		
UTP-40	1/8" NPT, 7/16" UNF, 1/8" BSP, M10	0.530	13.46	0.260	6.60	5	2.2	5000	1000	UTP-40	
UTP-50	1/2" UNF, 1/4" BSP, M11-12	0.560	14.22	0.280	7.11	9	4.1	5000	1000	UTP-50	
UTP-60	1/4" NPT, 9/16" UNF, M14	0.590	14.99	0.310	7.87	12	5.4	5000	1000	UTP-60	
UTP-80	3/4" UNF, 3/8" BSP, M16-20	0.670	17.02	0.390	9.91	17	7.7	5000	1000	UTP-80	
UTP-100	1" UNF, 1/2"-5/8" BSP, M22-27	0.740	18.80	0.460	11.68	17	7.7	3000	600	UTP-100	
UTP-120	1 3/16" UN, 7/8" BSP, M30	0.910	23.11	0.560	14.22	18	8.1	2500	500	UTP-120	
UTP-160	1 7/16" UN, 7/8" BSP, M36	0.980	24.89	0.630	16.00	22	10.0	2500	500	UTP-160	




# EDGE LINERS & GROMMETS

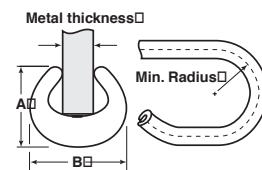
## EGL Series Edge Liners for Sheet Metal and Pipe Ends

The Caplugs Edge Liner offers a convenient method for covering the sharp edges of large or irregularly shaped holes in sheet metal. It is pressed in place around the perimeter of the hole.

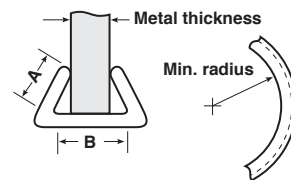
Series EGL-22 is designed specifically to provide spacers when stacking sheet metal or board to protect the face of the sheet against scratches, allow for air circulation between sheets, and protect workers' hands against sharp edges.



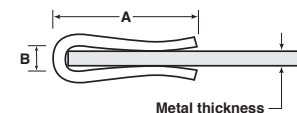
**EGL-11-2**  
**EGL-11-3**  
**MATERIAL:** High Density Polyethylene  
**COLOR\*:** Black



**EGL-12-1/4**  
**EGL-12-1/2**  
**EGL-12-3/4**  
**MATERIAL:** Vinyl  
**COLOR\*:** Black




**EGL-22-4**  
**EGL-22-6**  
**EGL-22-12 Cut 48"**  
**MATERIAL:** Low Density Polyethylene  
**COLOR\*:** Natural



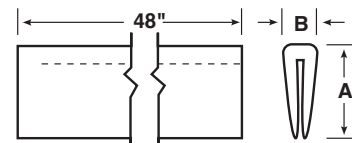
EXPANDED

## CEG Series Conductive Edge Liners

Series CEG Edge Liners securely grip each contact of edgeboard connectors and are also used for single in-line devices. These extruded conductive edge liners are the most cost-effective way to provide both ESD and physical protection for circuit boards and sub-assemblies.



**MATERIAL:** Conductive Polyethylene  
**COLOR:** Black







## EGL Series

Caplug No.	Dimensions								Packaging				Caplug No.	
	Metal Thickness		A		B		Minimum Bend Radius		Standard Carton		Mini Pak Quantity			
	in	mm	in	mm	in	mm	in	mm	Shipping Wt. (Approx.)	Length				
lbs	kgs	ft	m											
EGL-11-2	.05-.081	1.27 - 2.06	.15	3.81	.17	4.32	.75	19.05	3	1.3	500	152	N/A	EGL-11-2
EGL-11-3	.07-.121	1.78 - 3.07	.16	4.06	.22	5.59	1.00	25.40	6	2.7	500	152	N/A	EGL-11-3
EGL-12-1/4	.13-.283	3.30 - 7.19	.20	5.08	.28	7.11	2.00	50.80	7	3.1	150	46	N/A	EGL-12-1/4
EGL-12-1/2	.25-.506	6.35 - 12.85	.30	7.62	.50	12.70	2.50	63.50	8	3.6	125	38	N/A	EGL-12-1/2
EGL-12-3/4	.38-.759	9.65 - 19.28	.35	8.89	.75	19.05	3.00	76.20	8	3.6	100	31	N/A	EGL-12-3/4
EGL-22-4	.01-.120	.25 - 3.05	.65	16.51	.14	3.56	-	-	15	6.8	500	152	N/A	EGL-22-4
EGL-22-6	.11-.182	2.79 - 4.62	1.00	25.40	.22	5.59	-	-	22	9.9	250	76	N/A	N/A EGL-22-6
EGL-22-12 Cut 48"	.03-.190	0.76 - 4.83	1.92	48.77	.23	5.84	-	-	12	5.4	400 (100 pcs cut in 4 ft. lengths)	123 (100 pcs cut in 1.23 m lengths)	N/A	EGL-22-12 Cut 48"

## CEG Series

Caplug No.	Dimensions						Packaging			Caplug No.	
	Metal Thickness		A		B		Standard Carton		Mini Pak Quantity		
	in	mm	in	mm	in	mm	Shipping Wt. (Approx.)	No. of Pieces			
lbs	kgs										
CEG-23-1	0.03	0.76	0.48	12.19	0.17	4.32	14	6.3	100	20	CEG-23-1
CEG-23-2	0.06	1.52	0.48	12.19	0.20	5.08	14	6.3	100	20	CEG-23-2
CEG-23-2N	0.06	1.52	0.28	7.11	0.19	4.82	12	5.4	150	30	CEG-23-2N

Note: EGL and CEG Series also stocked in popular cut lengths, or we will custom-cut lengths for your particular requirements.



# EDGE LINERS & GROMMETS

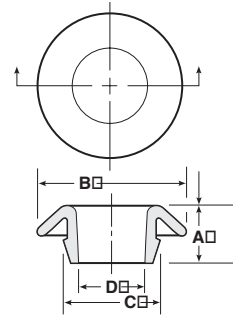
## GRO Series Grommets for Holes in Sheet Metal



Mechanical protection for hoses, tubing, shafts, rods, and cables as they pass through holes in sheet metal is provided by Series GRO grommets. Easily snapped in place, they are held securely by a molded bead until deliberately removed. U.L. approved for applications up to 221°F (105°C).



**MATERIAL\*:** FlexTemp (Thermoplastic Rubber)  
**COLOR\*:** Black



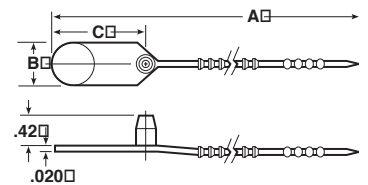
## TES Series Tamper-Evident Seal



Series TES Tamper-Evident Seals provide a positive, self-locking chain that breaks upon activating, thereby indicating that the seal, lock, or device has been disturbed.



**MATERIAL\*:** Polypropylene  
**COLOR\*:** Black, Blue, Brown, Green, Orange, Pink, Purple, Red, White, Yellow





## GRO Series

Caplug No.	Dimensions												Packaging				Caplug No.
	Hole Size		Metal Thickness		A		B		C		D		Standard Carton		Mini Pak Quantity		
	in	mm	in	mm	in	mm	in	mm	in	mm	in	mm	Shipping Wt. (Approx.) lbs	kgs		No. of Pieces	
GRO-1/2-UL	0.500	12.70	.03-.08	.76-2.03	0.28	7.11	0.81	20.57	0.54	13.72	0.41	10.41	6	2.7	5000	1000	GRO-1/2-UL
GRO-5/8-UL	0.625	15.88	.03-.08	.76-2.03	0.31	7.87	0.93	23.62	0.66	16.76	0.52	13.21	8	3.6	5000	1000	GRO-5/8-UL
GRO-3/4-UL	0.750	19.05	.03-.08	.76-2.03	0.35	8.89	1.06	26.93	0.79	20.07	0.65	16.51	10	4.5	5000	1000	GRO-3/4-UL
GRO-7/8-UL	0.875	22.23	.03-.08	.76-2.03	0.35	8.89	1.19	30.22	0.91	23.11	0.77	19.55	15	6.8	5000	1000	GRO-7/8-UL
GRO-1-UL	1.000	25.40	.03-.08	.76-2.03	0.35	8.89	1.32	33.53	1.04	26.42	0.89	22.61	12	5.4	5000	1000	GRO-1-UL
GRO-1-1/4-UL	1.250	31.75	.03-.08	.76-2.03	0.35	8.89	1.60	40.64	1.29	32.77	1.12	28.45	11	4.9	2500	500	GRO-1-1/4-UL

## TES Series

Caplug No.	Dimensions						Packaging				Caplug No.
	A		B		C		Standard Carton		Mini Pak Quantity		
	in	mm	in	mm	in	mm	Shipping Wt. (Approx.) lbs	kgs		No. of Pieces	
TES-1	5.38	136.66	0.50	12.70	1.13	28.70	10	4.5	5000	N/A	TES-1

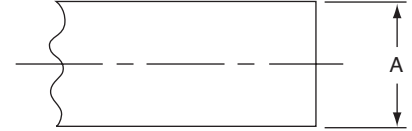


# WRAPS & DISCS

## MTG, MTB, MTK Series Polyester and Polyimide Masking Tape for Powder Coating



Caplugs High Temperature Masking Tapes are ideal for masking applications during powder coating, plating and finishing. Series MTG is a 2-Mil polyester film backing with a 1.5-Mil silicone adhesive that offers superior resiliency at intermittent temperatures up to 400°F (204°C). Series MTB, a thinner (0.75-Mil polyester film/2.25-Mil adhesive) version of MTG, is stocked in a blue color and is ideal for masking curved surfaces. Series MTK, with a Kapton® polyimide film backing, will withstand intermittent temperatures up to 500°F (260°C).



### SPECIFICATIONS:

#### MTG Green Masking Tape

	<b>Backing</b>	<b>Adhesive</b>
<i>Material:</i>	Polyester	Silicone
<i>Thickness:</i>	2.0 Mil	1.5 Mil
<i>Color:</i>	Green	Clear
<i>Temperature:</i>	400°F (204°C)	

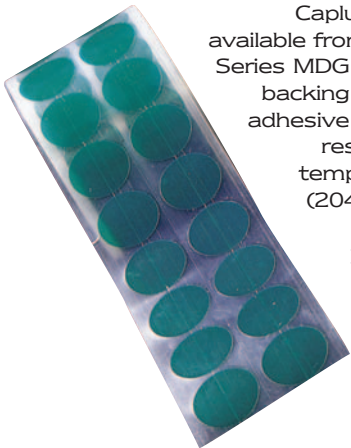
#### MTK Gold Kapton® Masking Tape

	<b>Backing</b>	<b>Adhesive</b>
<i>Material:</i>	Polyimide	Silicone
<i>Thickness:</i>	1.0 Mil	1.5 Mil
<i>Color:</i>	Gold	Clear
<i>Temperature:</i>	500°F (260°C)	

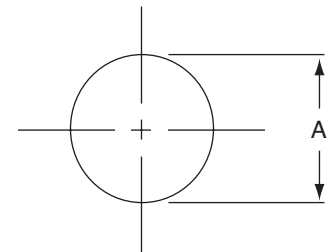
#### MTB Blue Masking Tape

	<b>Backing</b>	<b>Adhesive</b>
<i>Material:</i>	Polyester	Silicone
<i>Thickness:</i>	0.75 Mil	2.25 Mil
<i>Color:</i>	Blue	Clear
<i>Temperature:</i>	400°F (204°C)	

## MDG, MDK Series Polyester and Polyimide Masking Discs for Powder Coating



Caplugs Masking Discs are available from stock in two styles: Series MDG, a 2-Mil polyester film backing with a 1.5-Mil silicone adhesive that offers a superior resiliency at intermittent temperatures up to 400°F (204°C); and Series MDK, which has a Kapton® polyimide film backing that will withstand intermittent temperatures up to 500°F (260°C). Caplugs Masking Discs have broad applications in powder coating, electroplating, chrome plating, anodizing and solder wave applications.



#### MDG Green Masking Disc

	<b>Backing</b>	<b>Adhesive</b>
<i>Material:</i>	Polyester	Silicone
<i>Thickness:</i>	2.0 Mil	1.5 Mil
<i>Color:</i>	Green	Clear
<i>Temperature:</i>	400°F (204°C)	

#### MDK Gold Kapton® Masking Disc

	<b>Backing</b>	<b>Adhesive</b>
<i>Material:</i>	Polyimide	Silicone
<i>Thickness:</i>	1.0 Mil	1.5 Mil
<i>Color:</i>	Gold	Clear
<i>Temperature:</i>	500°F (260°C)	



## MTG, MTB, MTK Series

Caplug No.	Dimensions				Packaging				Caplug No.
	A		Length Per Roll		Standard Carton		Mini Pak Quantity		
	in	mm	yds	m	Shipping Wt. (Approx.)			No. of Rolls	
				lbs	kgs				
<b>MTG Green Masking Tape</b>									
MTG 1/2-72	0.50	12.70	72	65.84	2	0.9	6	N/A	MTG 1/2-72
MTG 3/4-72	0.75	19.05	72	65.84	2	0.9	4	N/A	MTG 3/4-72
MTG 1-72	1.00	25.40	72	65.84	3	1.3	5	N/A	MTG 1-72
MTG 1 1/2-72	1.50	38.10	72	65.84	4	1.8	5	N/A	MTG 1 1/2-72
MTG 2-72	2.00	50.80	72	65.84	5	2.2	5	N/A	MTG 2-72
<b>MTB Blue Masking Tape</b>									
MTB 1/2-72	0.50	12.70	72	65.84	2	0.9	6	N/A	MTB 1/2-72
MTB 1-72	1.00	25.40	72	65.84	3	1.3	4	N/A	MTB 1-72
MTB 1 1/2-72	1.50	38.10	72	65.84	4	1.8	5	N/A	MTB 1 1/2-72
MTB 2-72	2.00	50.80	72	65.84	5	2.2	5	N/A	MTB 2-72
<b>MTK Gold Kapton® Masking Tape</b>									
MTK 1/2-36	0.50	12.70	36	32.92	2	0.9	6	N/A	MTK 1/2-36
MTK 1-36	1.00	25.40	36	32.92	3	1.3	4	N/A	MTK 1-36

Note: Samples of masking tape are available in one standard sample size only.

## MDG, MDK Series

Caplug No.	Dimensions			Packaging			Caplug No.	
	A		Discs Per Roll	Standard Carton		Mini Pak Quantity		
	in	mm		Shipping Wt. (Approx.)				No. of Rolls
				lbs	kgs			
<b>MDG Green Masking Disc</b>								
MDG 1/4-2000	0.25	6.35	2000	1	0.4	1	N/A	MDG 1/4-2000
MDG 3/8-2000	0.38	9.65	2000	1	0.4	1	N/A	MDG 3/8-2000
MDG 1/2-2000	0.50	12.70	2000	1	0.4	1	N/A	MDG 1/2-2000
MDG 3/4-1000	0.75	19.05	1000	2	0.9	1	N/A	MDG 3/4-1000
MDG 1-500	1.00	25.40	500	2	0.9	1	N/A	MDG 1-500
<b>MDK Gold Kapton® Masking Disc</b>								
MDK 1/4-2000	0.25	6.35	2000	1	0.4	1	N/A	MDK 1/4-2000
MDK 3/8-2000	0.38	9.65	2000	1	0.4	1	N/A	MDK 3/8-2000
MDK 1/2-2000	0.50	12.70	2000	1	0.4	1	N/A	MDK 1/2-2000
MDK 3/4-1000	0.75	19.05	1000	2	0.9	1	N/A	MDK 3/4-1000
MDK 1-500	1.00	25.40	500	2	0.9	1	N/A	MDK 1-500



# WRAPS & DISCS

## MTS Series Silicone Masking Tape for Powder Coating



Series MTS Masking Tape is a silicone rubber masking tape which bonds to itself, making it ideal for applications where dust-collecting adhesive residues are undesirable. In addition to withstanding intermittent temperatures up to 500°F (260°C), it is an excellent electrical insulator.




**MTS Red Masking Tape**  
 Material: Silicone  
 Thickness: 20 Mil  
 Color: Red  
 Temperature: 500°F (260°C)

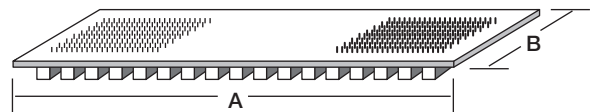
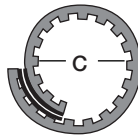
## DR Series Ding Ring Wrap-Arounds



Developed as a quick, effective means of protecting gear and tube sections, Series DR Ding Ring wrap-around protectors are both ruggedly designed and easy to use. These universally adjustable rings come in one size capable of wrapping up virtually any size tube diameter. The soft, thick vinyl material offers excellent impact protection, preventing many of the dents and scratches often caused by contact with tools or handling racks. The reusable Series DR Ding Rings can be easily cleaned using a mild detergent. As a result, they can be used hundreds of times to provide years of product protection.



**MATERIAL:** Flexible PVC  
**COLOR:** Red





## MTS Series

Caplug No.	Dimensions				Packaging				Caplug No.	
	in	A		Length Per Roll		Shipping Wt. (Approx.)		No. of Rolls		Mini Pak Quantity
		mm	yds	m	lbs	kgs				
MTS 1-12	1.00	25.40	12	10.97	2	0.9	1	N/A	MTS 1-12	


## DR Series

Caplug No.	Dimensions						Packaging				Caplug No.	
	In	A		B		C		Shipping Wt. (Approx.)		No. of Pieces		Mini Pak Quantity
		mm	In	mm	In	mm	Lbs	Kgs				
DR-1	12.75	323.85	1.0	25.4	Fits Tube O.D. from 1 to 4	25.4-101.6	22	10.0	200	N/A	DR-1	
DR-2	16.25	412.75	1.5	38.1	Fits Tube O.D. from 1 to 5	25.4-127.0	46	20.9	200	N/A	DR-2	
DR-3	22.00	558.80	3.0	76.2	Fits Tube O.D. from 1 to 7	25.4-177.8	54	24.5	100	N/A	DR-3	




# NETTING

## SW Series Standard Duty Tubular Sleeve-Web® Netting




Standard Duty Sleeve-Web provides low-cost protection against physical damage to exterior surfaces of machined, polished, plated, coated, or threaded cylindrical parts. Its elasticity ensures a snug fit and a nonslip grip on straight-sided parts and those with tapered or varying contours. Web thickness is approximately .070" (1.78 mm).




**MATERIAL:** Low Density Polyethylene  
**COLOR\*:** See chart on page 141.

## SW Series Light Duty Tubular Sleeve-Web® Netting



Light Duty Sleeve-Web provides light duty protection. Ideal for irregular-shaped parts, it stretches easily to twice its diameter, while its elastic properties allow it to pull tightly around the smaller sections. Provides inexpensive, attractive, easily applied wrapping for long, narrow items such as wires, glass rods, tubing, and rolled paper. Web thickness is approximately .060" (1.52 mm).




**MATERIAL:** Low Density Polyethylene  
**COLOR\*:** See chart on page 141.

## SW Series Heavy Duty Tubular Sleeve-Web® Netting



Heavy Duty Sleeve-Web has a thicker extrusion, more strands, and closer spacing. It offers an extra measure of protection for valuable precision components like heavy duty truck parts, screw cylinders, spline shafts, couplings, roller bearing assemblies, pistons, and heavy threaded fittings. Eliminates the high cost and time-consuming labor associated with traditional protective wrappings like paper, cardboard, styrofoam or wood. Web thickness is approximately .080" (2.03 mm).



**MATERIAL:** Low Density Polyethylene  
**COLOR\*:** See chart on page 141.





## SW Series

Caplug No.	To Fit Outside Diameter		Color Code	Standard Coil		Mini Coil		Caplug No.
				42-48lb (19-22kg) Shipping Wt.		9-11lb (4-5kg) Shipping Wt.		
				Coil		Coil		
in	mm		ft	m	ft	m		
SW-03	1/4 to 3/8	6.35 - 9.53	Orange	3500	1066	700	213.0	SW-03
SW-04	3/8 to 3/4	9.53 - 19.05	Green	3000	914	600	180.0	SW-04
SW-05	1/2 to 1	12.70 - 25.40	Blue	2750	840	550	170.0	SW-05
SW-10	1 to 1 1/2	25.40 - 38.10	Red	1700	520	340	100.0	SW-10
SW-15	1 1/2 to 2	38.10 - 50.80	Black	900	270	180	55.0	SW-15
SW-20	2 to 2 1/2	50.80 - 63.50	White	800	240	160	50.0	SW-20
SW-25	2 1/2 to 3	63.50 - 76.20	Yellow	600	180	120	35.0	SW-25
SW-30	3 to 4	76.20 - 101.60	Green	450	140	90	30.0	SW-30
SW-40	4 to 5	101.60 - 127.00	Orange	350	110	70	20.0	SW-40
SW-50	5 to 6	127.00 - 152.41	Natural	250	80	50	15.2	SW-50
SW-64	6 1/4 to 7 1/2	158.76 - 190.51	Blue	250	80	50	15.2	SW-64
SW-75	7 1/2 to 9	190.51 - 228.61	Red	200	60	40	12.2	SW-75
SW-90	9 to 10	228.61 - 254.01	Yellow	200	60	40	12.2	SW-90

## SW Series

Caplug No.	To Fit Outside Diameter		Color Code	Standard Coil		Mini Coil		Caplug No.
				33-38lb (15-17kg) Shipping Wt.		7-8lb (3-4kg) Shipping Wt.		
				Coil		Coil		
in	mm		ft	m	ft	m		
SW-075-22	3/4 to 2	19.05 - 50.80	Yellow	1500	460	300	90.0	SW-075-22
SW-125-22	1 1/4 to 3	31.75 - 76.20	Blue	1000	300	200	60.0	SW-125-22
SW-200-22	2 to 4	50.80 - 101.60	Red	800	240	160	50.0	SW-200-22
SW-400-22	4 to 8	101.60 - 203.21	Blue	600	180	120	35.0	SW-400-22
SW-600-22	6 to 12	152.40 - 304.80	Natural	200	60	40	12.2	SW-600-22

## SW Series


Caplug No.	To Fit Outside Diameter		Color Code	Standard Coil		Mini Coil		Caplug No.
				33-38lb (15-17kg) Shipping Wt.		7-8lb (3-4kg) Shipping Wt.		
				Coil		Coil		
in	mm		ft	m	ft	m		
SW-050-66	1/2	12.70	White	2000	610	400	120	SW-050-66
SW-075-66	3/4	19.05	Orange	1500	460	300	90	SW-075-66
SW-100-66	1	25.40	Black	1200	370	240	75	SW-100-66
SW-125-66	1 1/4	31.75	Green	1000	300	200	60	SW-125-66
SW-150-66	1 1/2	38.10	Yellow	800	240	160	50	SW-150-66
SW-175-66	1 3/4	44.45	Grey	600	180	120	35	SW-175-66
SW-200-66	2	50.80	Blue	500	150	100	30	SW-200-66
SW-250-66	2 1/2	63.50	Red	500	150	100	30	SW-250-66
SW-300-66	3	76.20	Natural	450	135	90	27	SW-300-66



# NETTING

## PM Series Flat Sheet Netting

Flexible Series PM Net Sheeting provides excellent protection from impact or abrasion damage. Use as a separator for stacked parts during storage, handling and shipment, or as protective wrap for bulky items. Unlike wood, styrofoam or cardboard, it will not deteriorate in contact with solvents, coatings, slushing oils or rust-inhibitors.



**MATERIAL:** Low Density Polyethylene  
**COLOR\*:** See chart on page 143.

## CSW Series Sleeve-Web® Netting

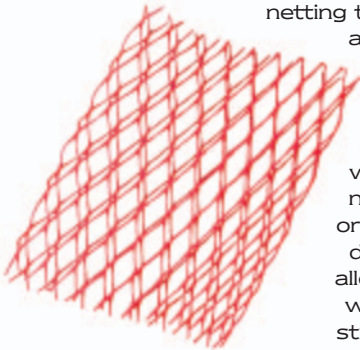
CSW Series Sleeve-Web® Netting conforms snugly around oxygen, acetylene and propane tanks, providing protection against unsightly scratches, minimizing rust build-up, and increasing time between repainting tanks. It also protects D.O.T.-mandated precautionary labels on gas cylinders from damage or accidental removal during handling.



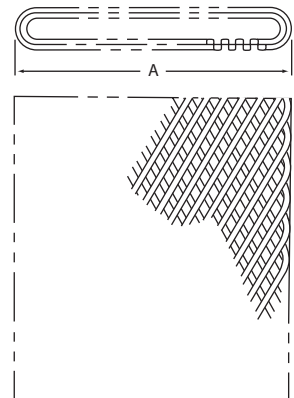
**MATERIAL:** Low Density Polyethylene  
**COLOR\*:** Natural/Clear

## CBW Series Cut Bottle-Web Netting

Series CBW is a tough yet flexible netting that provides surface and impact protection for bottles of any size and shape. Since the netting is extruded rather than woven, the strands will not separate, weaken or spread unevenly. The diamond mesh design allows for production in a wide range of strengths, stretch capabilities and elasticity to satisfy all types of protection needs.



**MATERIAL:** Low Density Polyethylene  
**COLOR\*:** Natural





## PM Series

Caplug No.	Color Code	Dimensions				Packaging				Caplug No.
		Mesh Thickness		Strands		Standard Coil		Shipping Wt. (Approx.)		
		in	mm	Per inch	Per cm	Coil Size in x ft	Coil Size cm x m	lbs	kgs	
PM-7007-18	Yellow	.07	1.78	7	2.8	18" x 125'	45.7cm x 38.0m	30	13.50	PM-7007-18
PM-7005-20	Blue	.07	1.78	5	2.0	20" x 150'	50.8cm x 45.6m	23	10.35	PM-7005-20
PM-7004-24	Red	.07	1.78	4	1.6	24" x 125'	61.0cm x 38.0m	28	12.60	PM-7004-24

## CSW Series

Caplug No.	Dimensions				Packaging				Caplug No.
	To Fit Cylinder Diameter		Length		Standard Carton		No. of Pieces	Mini Pak Quantity	
	in	mm	in	mm	Shipping Wt. (Approx.) lbs	Shipping Wt. (Approx.) kgs			
CSW-4271-36	9	225.61	36	914.4	25	11.25	40	N/A	CSW-4271-36
CSW-4265-6	9	225.61	6	152.4	23	10.35	210	50	CSW-4265-6
CSW-4279-6	12 1/2	317.51	6	152.4	16	7.20	250	50	CSW-4279-6
CSW-4281-25	7	177.81	25	635.0	25	11.25	50	N/A	CSW-4281-25

## CBW Series

Caplug No.	Dimensions				Packaging				Caplug No.
	To Fit Bottle Diameter		Length		Standard Carton		No. of Pieces	Mini Pak Quantity	
	in	mm	in	mm	Shipping Wt. (Approx.) lbs	Shipping Wt. (Approx.) kgs			
CBW-4293-7.0	3-5	76.2-127	7	177.8	7	3.2	400	N/A	CBW-4293-7.0
CBW-4293-10.0	3-5	76.2-127	10	254.0	8	3.6	400	N/A	CBW-4293-10.0



## TRO Series Standard Wall Tubing

EXPANDED

Series TRO Standard Wall ClearView® plastic tubing provides the product protection you need for your standard packaging applications.

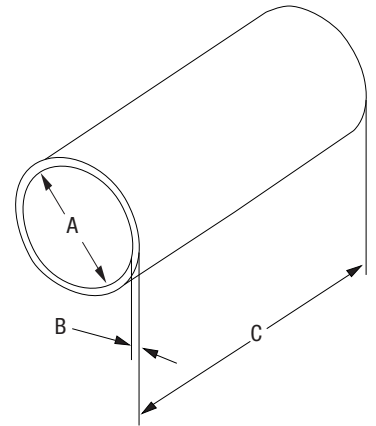
Whether you need to package, ship, store or display your product, Series TRO clear plastic tubing will protect your investment.

ClearView tubing provides the same clearness as acrylic or glass, minimizes scratching, features cleaner and straighter edges, and offers flexibility and impact resistance.

Tubing is available in custom diameters and lengths to accommodate any project. For tube ends, Caplugs has a huge selection of caps and plugs available in vinyl or plastic.



**MATERIAL:** PETG  
**COLOR\*:** Natural (Clear)



## TRO Series Heavy Wall Tubing

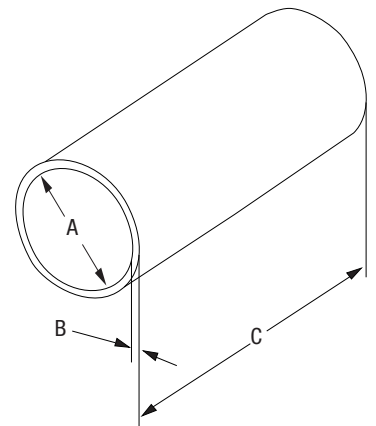
EXPANDED

Series TRO Heavy Wall

ClearView® plastic tubing provides the product protection you need for your heavy-duty packaging applications. Heavy Wall thickness adds extra protection and durability.



**MATERIAL:** PETG  
**COLOR\*:** Natural (Clear)



**NOTE:** We also offer our tubing in custom diameters and lengths to accommodate any project. For the tube ends, we have a huge selection of caps and plugs available in vinyl or plastic – see Tubing Cap/Plug selection chart on pages 146-147.



## TRO Series

Caplug No.	Dimensions						Packaging			Caplug No.
	A		B		C		Standard Carton			
	in	mm	in	mm	in	mm	Shipping Wt. (Approx.) lbs	kgs	No. of Pieces	
TRO-187-012-48.000	0.210	5.33	0.012	0.30	48.00	1219.20	19	8.6	900	TRO-187-012-48.000
TRO-250-012-48.000	0.299	7.59	0.012	0.30	48.00	1219.20	15	6.8	500	TRO-250-012-48.000
TRO-375-012-48.000	0.421	10.69	0.012	0.30	48.00	1219.20	20	9.1	500	TRO-375-012-48.000
TRO-500-012-48.000	0.548	13.92	0.012	0.30	48.00	1219.20	16	7.3	300	TRO-500-012-48.000
TRO-625-014-48.000	0.714	18.14	0.014	0.36	48.00	1219.20	15	6.8	180	TRO-625-014-48.000
TRO-750-015-48.000	0.808	20.52	0.015	0.38	48.00	1219.20	19	8.6	200	TRO-750-015-48.000
TRO-875-017-48.000	0.942	23.93	0.017	0.43	48.00	1219.20	13	5.9	100	TRO-875-017-48.000
TRO-937-017-48.000	1.026	26.06	0.017	0.43	48.00	1219.20	53	24.0	324	TRO-937-017-48.000
TRO-1000-017-48.000	1.097	27.86	0.017	0.43	48.00	1219.20	15	6.8	100	TRO-1000-017-48.000
TRO-1125-018-48.000	1.211	30.76	0.018	0.46	48.00	1219.20	20	9.1	120	TRO-1125-018-48.000
TRO-1250-018-48.000	1.363	34.62	0.018	0.46	48.00	1219.20	18	8.2	90	TRO-1250-018-48.000
TRO-1375-018-48.000	1.438	36.53	0.018	0.46	48.00	1219.20	18	8.2	90	TRO-1375-018-48.000
TRO-1500-018-48.000	1.644	41.76	0.018	0.46	48.00	1219.20	21	9.5	90	TRO-1500-018-48.000
TRO-1625-020-48.000	1.710	43.43	0.020	0.51	48.00	1219.20	21	9.5	80	TRO-1625-020-48.000
TRO-1750-020-48.000	1.820	46.23	0.020	0.51	48.00	1219.20	20	9.1	70	TRO-1750-020-48.000
TRO-1875-020-48.000	1.960	49.78	0.020	0.51	48.00	1219.20	21	9.5	70	TRO-1875-020-48.000
TRO-2000-020-48.000	2.070	52.58	0.020	0.51	48.00	1219.20	19	8.6	60	TRO-2000-020-48.000
TRO-2250-020-48.000	2.320	58.93	0.020	0.51	48.00	1219.20	21	9.5	60	TRO-2250-020-48.000
TRO-2500-020-48.000	2.570	65.28	0.020	0.51	48.00	1219.20	20	9.1	50	TRO-2500-020-48.000
TRO-2625-020-48.000	2.710	68.83	0.020	0.51	48.00	1219.20	21	9.5	50	TRO-2625-020-48.000
TRO-2750-020-48.000	2.790	70.87	0.020	0.51	48.00	1219.20	11	5.0	25	TRO-2750-020-48.000
TRO-3000-025-48.000	3.085	78.36	0.025	0.64	48.00	1219.20	12	5.4	18	TRO-3000-025-48.000

\* "A" Dimension is the inside diameter

## TRO Series

Caplug No.	Dimensions						Packaging			Caplug No.
	A		B		C		Standard Carton			
	in	mm	in	mm	in	mm	Shipping Wt. (Approx.) lbs	kgs	No. of Pieces	
TRO-187-020-48.000	0.194	4.93	0.020	0.51	48.00	1219.20	20	9.1	600	TRO-187-020-48.000
TRO-250-022-48.000	0.279	7.09	0.022	0.56	48.00	1219.20	20	9.1	400	TRO-250-022-48.000
TRO-375-022-48.000	0.401	10.19	0.022	0.56	48.00	1219.20	18	8.2	250	TRO-375-022-48.000
TRO-500-022-48.000	0.528	13.41	0.022	0.56	48.00	1219.20	19	8.6	200	TRO-500-022-48.000
TRO-625-022-48.000	0.698	17.73	0.022	0.56	48.00	1219.20	19	8.6	150	TRO-625-022-48.000
TRO-750-022-48.000	0.794	20.17	0.022	0.56	48.00	1219.20	19	8.6	140	TRO-750-022-48.000
TRO-875-022-48.000	0.932	23.67	0.022	0.56	48.00	1219.20	17	7.7	100	TRO-875-022-48.000
TRO-937-022-48.000	1.016	25.81	0.022	0.56	48.00	1219.20	53	24.0	324	TRO-937-022-48.000
TRO-1000-022-48.000	1.087	27.61	0.022	0.56	48.00	1219.20	19	8.6	100	TRO-1000-022-48.000
TRO-1125-022-48.000	1.203	30.56	0.022	0.56	48.00	1219.20	21	9.5	100	TRO-1125-022-48.000
TRO-1250-022-48.000	1.355	34.42	0.022	0.56	48.00	1219.20	21	9.5	90	TRO-1250-022-48.000
TRO-1375-022-48.000	1.430	36.32	0.022	0.56	48.00	1219.20	20	9.1	80	TRO-1375-022-48.000
TRO-1500-022-48.000	1.636	41.55	0.022	0.56	48.00	1219.20	17	7.7	60	TRO-1500-022-48.000
TRO-1625-028-48.000	1.694	43.03	0.028	0.71	48.00	1219.20	19	8.6	50	TRO-1625-028-48.000
TRO-1750-028-48.000	1.804	45.82	0.028	0.71	48.00	1219.20	20	9.1	50	TRO-1750-028-48.000
TRO-1875-025-48.000	1.950	49.53	0.025	0.64	48.00	1219.20	19	8.6	50	TRO-1875-025-48.000
TRO-2000-028-48.000	2.054	52.17	0.028	0.71	48.00	1219.20	18	8.2	40	TRO-2000-028-48.000
TRO-2250-028-48.000	2.304	58.52	0.028	0.71	48.00	1219.20	16	7.3	30	TRO-2250-028-48.000
TRO-2500-028-48.000	2.554	64.87	0.028	0.71	48.00	1219.20	17	7.7	30	TRO-2500-028-48.000
TRO-2625-030-48.000	2.690	68.33	0.030	0.76	48.00	1219.20	18	8.2	28	TRO-2625-030-48.000
TRO-2750-028-48.000	2.774	70.46	0.028	0.71	48.00	1219.20	14	6.4	21	TRO-2750-028-48.000
TRO-3000-032-48.000	3.071	78.00	0.032	0.81	48.00	1219.20	15	6.8	36	TRO-3000-032-48.000

\* "A" Dimension is the inside diameter



## TRC Series Standard Wall Closed End Tubing

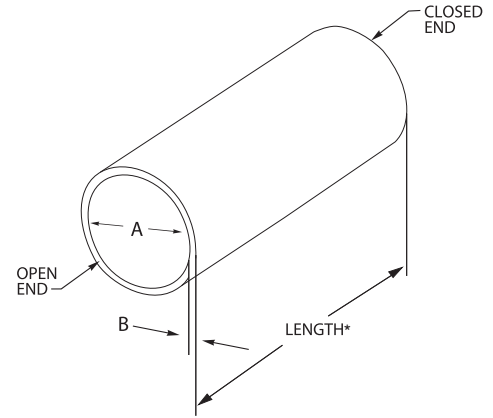
NEW



Series TRC standard wall ClearView® Tubing has a clear closed end. The TRC series is available in a variety of lengths to meet all of your packaging needs. Please call the factory for availability.



MATERIAL: PETG  
COLOR\*: Natural (Clear)



## TRC Series Heavy Wall Closed End Tubing

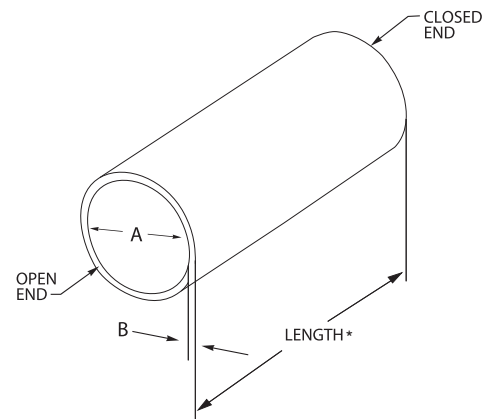
NEW



Series TRC heavy wall ClearView® Tubing has a clear closed end. Heavy wall thickness adds extra protection and durability. The TRC series is available in a variety of lengths to meet all of your packaging needs. Please call the factory for availability.



MATERIAL: PETG  
COLOR\*: Natural (Clear)



\* Please call the factory for available lengths

## Tubing Cap/Plug Selection Chart

Tube Size	Standard Wall Thickness	VC Style Cap	T Style Plug
TRO 187	0.012	VC 234	T 0
TRO 250	0.012	VC 312	T 1X
TRO 375	0.012	VC 437	T 3
TRO 500	0.012	VC 562	T 5S or T 5X
TRO 625	0.014	VC 750	T 8X
TRO 750	0.015	VC 812	T 10
TRO 875	0.017	VC 937	T 12
TRO 1000	0.017	VC 1125	T 13X
TRO 1125	0.018	VC 1250	T 14
TRO 1250	0.018	VC 1375	T 16A
TRO 1375	0.018	VC 1500	T 17, T 16S
TRO 1500	0.018	VC 1625	T 18

Continued on bottom of page 147.

Tube Size	Heavy Wall Thickness	VC Style Cap	T Style Plug
TRO 187	0.020	VC 234	T 00X
TRO 250	0.022	VC 312	T 1
TRO 375	0.022	VC 437	T 3
TRO 500	0.022	VC 562	T 5
TRO 625	0.022	VC 750	T 8
TRO 750	0.022	VC 812	T 9X
TRO 875	0.022	VC 937	T 12
TRO 1000	0.022	VC 1125	T 13X
TRO 1125	0.022	VC 1250	T 14
TRO 1250	0.022	VC 1375	T 15X
TRO 1375	0.022	VC 1500	T 16
TRO 1500	0.022	VC 1625	T 18

Visit Caplugs web site for the most up-to-date chart.

\* Consult the factory for other material/color options.



## TRC Series

Caplug No.	Dimensions				Packaging			Caplug No.
	A		B		Standard Carton			
	in	mm	in	mm	Shipping Wt. (Approx.)			
					lbs	kgs	No. of Pieces	
TRC-500-012	0.548	13.92	0.012	0.30	Call Factory		TRC-500-012	
TRC-750-015	0.808	20.52	0.015	0.38	Call Factory		TRC-750-015	
TRC-1000-017	1.097	27.86	0.017	0.43	Call Factory		TRC-1000-017	
TRC-1250-018	1.363	34.62	0.018	0.46	Call Factory		TRC-1250-018	
TRC-1500-018	1.644	41.76	0.018	0.46	Call Factory		TRC-1500-018	
TRC-1750-020	1.820	46.23	0.020	0.51	Call Factory		TRC-1750-020	
TRC-2000-020	2.070	52.58	0.020	0.51	Call Factory		TRC-2000-020	
TRC-2250-020	2.320	58.93	0.020	0.51	Call Factory		TRC-2250-020	
TRC-2500-020	2.570	65.28	0.020	0.51	Call Factory		TRC-2500-020	
TRC-2750-020	2.790	70.87	0.020	0.51	Call Factory		TRC-2750-020	
TRC-3000-025	3.085	78.36	0.025	0.64	Call Factory		TRC-3000-025	

Note: "A" dimension is the inside diameter  
Please call the factory for available lengths.

## TRC Series

Caplug No.	Dimensions				Packaging			Caplug No.
	A		B		Standard Carton			
	in	mm	in	mm	Shipping Wt. (Approx.)			
					lbs	kgs	No. of Pieces	
TRC-500-022	0.528	13.41	0.022	0.56	Call factory		TRC-500-022	
TRC-750-022	0.794	20.17	0.022	0.56	Call factory		TRC-750-022	
TRC-1000-022	1.087	27.61	0.022	0.56	Call factory		TRC-1000-022	
TRC-1250-022	1.355	34.42	0.022	0.56	Call factory		TRC-1250-022	
TRC-1500-022	1.636	41.55	0.022	0.56	Call factory		TRC-1500-022	
TRC-1750-028	1.804	45.82	0.028	0.71	Call factory		TRC-1750-028	
TRC-2000-028	2.054	52.17	0.028	0.71	Call factory		TRC-2000-028	
TRC-2250-028	2.304	58.52	0.028	0.71	Call factory		TRC-2250-028	
TRC-2500-028	2.554	64.87	0.028	0.71	Call factory		TRC-2500-028	
TRC-2750-028	2.774	70.46	0.028	0.71	Call factory		TRC-2750-028	
TRC-3000-032	3.071	78.00	0.032	0.81	Call factory		TRC-3000-032	

Note: "A" dimension is the inside diameter  
Please call the factory for available lengths.

## Tubing Cap/Plug Selection Chart

Continued from bottom of page 146.

Tube Size	Standard Wall Thickness	VC Style Cap	T Style Plug	Tube Size	Heavy Wall Thickness	VC Style Cap	T Style Plug
TRO 1625	0.020	VC 1687	T 18X	TRO 1625	0.028	VC 1687	T 18X
TRO 1750	0.020	VC 1875	T 19	TRO 1750	0.028	VC 1875	T 19
TRO 1875	0.020	VC 2000	T 210	TRO 1875	0.025	VC 2000	T 210
TRO 2000	0.020	VC 2125	T 220	TRO 2000	0.028	VC 2125	T 21 or T 220
TRO 2250	0.020	VC 2375	T 25A	TRO 2250	0.028	VC 2375	T 25A
TRO 2500	0.020	VC 2625	T 250	TRO 2500	0.028	VC 2625	T 250
TRO 2625	0.020	VC 2750	T 44	TRO 2625	0.030	VC 2750	T 43A
TRO 2750	0.020	VC 2875	None	TRO 2750	0.028	VC 2875	T 44
TRO 3000	0.025	VC 3125	None	TRO 3000	0.032	VC 3125	T 53

Visit Caplugs web site for the most up-to-date chart.



## CON Series Hinged Containers

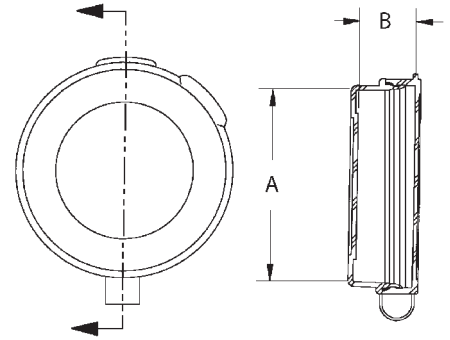
NEW



The CON series are transparent hinged containers. Designed with a living hinge to ensure repeated use and durability. These containers can be used for a multitude of applications including airtight packaging, shipping and display.



**MATERIAL:** Polypropylene  
**COLOR\*:** Natural (Clear)







## CON Series

Caplug No.	Dimensions						Packaging			Caplug No.
	A		B		Standard Carton		No. of Pieces	Mini Pak Quantity		
	in	mm	in	mm	Shipping Wt. (Approx.) lbs	kgs				
CON-2.00-1/2	1.810	45.97	0.530	13.46	18	8.1	1000	N/A	CON-2.00-1/2	





## SALES & DISTRIBUTION CENTERS

### In U.S.A.

Caplugs LLC  
2150 Elmwood Avenue  
Buffalo, New York 14207-1910  
Phone: 716-876-9855 • Fax: 716-874-1680  
1-888-CAPLUGS • 1-888-227-5847  
Web site: [www.caplugs.com](http://www.caplugs.com)  
e-mail: [sales@caplugs.com](mailto:sales@caplugs.com)

Caplugs LLC  
18704 South Ferris Place  
Dominguez, CA 90220  
Phone: 1-888-CAPLUGS • 1-888-227-5847

### In Canada

Daemar Inc.  
861 Cranberry Court  
Oakville, Ontario L6L 6J7  
Phone: 905-847-6500  
1-800-387-7115  
Fax: 1-800-269-4571  
Web site: [www.daemar.com](http://www.daemar.com)  
e-mail: [sales@Daemarinc.com](mailto:sales@Daemarinc.com)

### In Mexico

Ing. Oscar Regalado  
Privada de Fresnos No.192  
Colonia Jurica  
Queretaro, Qro. C.P. 76100  
Mexico  
Phone: (52)442-218-1094  
Fax: (52)442-218-7726  
e-mail: [oscar.regalado@usa.net](mailto:oscar.regalado@usa.net)

### In Europe

Caplugs LTD  
Unit 7 Overfield Ind. Est.  
Thorpeway Banbury,  
England OX16 4XR  
Phone: (44)129-52-63753  
Fax: (44)129-52-63788  
Web site: [www.caplugs.co.uk](http://www.caplugs.co.uk)  
e-mail: [support@caplugs.co.uk](mailto:support@caplugs.co.uk)

### In the Middle East

Yail-Noa Agencies Ltd.  
15 Hasatat Street  
Industrial Zone  
PO Box 319  
Holon 58856 Israel  
Phone: (972)3-550-9148  
Fax: (972)3-550-7969

### In the Far East

Metaloy Company Limited  
2-1 Aza Kambotoke, Koya  
Itami-Shi, Hyogo-Ken  
664-0881 Japan  
Phone: (81)072-783-8303  
Fax: (81)072-783-8505

To find your local sales representative, go to the Caplugs Web site at [www.caplugs.com](http://www.caplugs.com)



For additional selections,  
visit our sister company  
Niagara Caps and Plugs online at  
[www.niagaracapsandplugs.com](http://www.niagaracapsandplugs.com)  
or call 1-800-458-0465